



## Main

Range of Product	Advantys Telefast ABE7
Product or Component Type	Plug-in electromechanical relay
Control circuit type	DC
Minimum ordered quantity	Set of 4

## Complementary

Width pitch dimension	0.39 in (10 mm)
Product Compatibility	ABE7P16T215 ABE7P16T230 ABE7P16T212 ABE7R16T231 ABE7P16T214 ABE7P16T230E ABE7R16T230 ABE7P16T210
[Uc] control circuit voltage	24 V
[Ith] conventional free air thermal current	5 A
Contacts type and composition	1 C/O
Threshold tripping voltage	19.7 V 104 °F (40 °C)
Drop-out voltage	2.4 V 68 °F (20 °C)
Drop-out current	1 mA 68 °F (20 °C)
Maximum power dissipation per pole	0.36 W
Associated fuse rating	1 A, fast blow
Maximum switching voltage	130 V DC IEC 60947-5-1 250 V AC 50/60 Hz IEC 60947-5-1
Electrical durability	500000 Cycles 1200 mA 230 V AC-12 500000 Cycles 1200 mA 24 V DC-12 500000 Cycles 450 mA 24 V DC-13 10 ms 500000 cycles 700 mA 230 V AC-15
Minimum switching current	10 mA $\geq$ 5 V
Electrical reliability	1e-008
Operating rate in Hz	10 Hz no load 0.5 Hz at Ie
Mechanical durability	20000000 cycles
[Uimp] rated impulse withstand voltage	2.5 kV IEC 60947-1
Net Weight	0.02 Lb(US) (0.01 kg) 0.02 lb(US) (0.008 kg)

## Environment

Max immunity to microbreaks	5 ms
Dielectric strength	2000 V IEC 60947-1

## Ordering and shipping details

Category	22375 - INTERFACE MODULE(ABA,R,S)
Discount Schedule	CP2
GTIN	3389110644753
Nbr. of units in pkg.	1
Package weight(Lbs)	0.32 oz (9 g)
Returnability	No
Country of origin	LV

## Packing Units

Unit Type of Package 1	PCE
Package 1 Height	1.38 in (3.5 cm)
Package 1 width	1.77 in (4.5 cm)
Package 1 Length	1.77 in (4.5 cm)
Unit Type of Package 2	BB1
Number of Units in Package 2	4
Package 2 Weight	1.41 oz (40 g)
Package 2 Height	1.38 in (3.5 cm)
Package 2 width	1.77 in (4.5 cm)
Package 2 Length	1.77 in (4.5 cm)
Unit Type of Package 3	S01
Number of Units in Package 3	288
Package 3 Weight	6.18 lb(US) (2.805 kg)
Package 3 Height	5.91 in (15 cm)
Package 3 width	5.91 in (15 cm)
Package 3 Length	15.75 in (40 cm)

## Offer Sustainability

California proposition 65	WARNING: This product can expose you to chemicals including: Lead and lead compounds, which is known to the State of California to cause cancer and birth defects or other reproductive harm. For more information go to <a href="http://www.P65Warnings.ca.gov">www.P65Warnings.ca.gov</a>
REACH Regulation	<a href="#">REACH Declaration</a>
REACH free of SVHC	Yes
EU RoHS Directive	Pro-active compliance (Product out of EU RoHS legal scope) <a href="#">EU RoHS Declaration</a>
Toxic heavy metal free	Yes
Mercury free	Yes
RoHS exemption information	<a href="#">Yes</a>
China RoHS Regulation	<a href="#">China RoHS Declaration</a>
PVC free	Yes

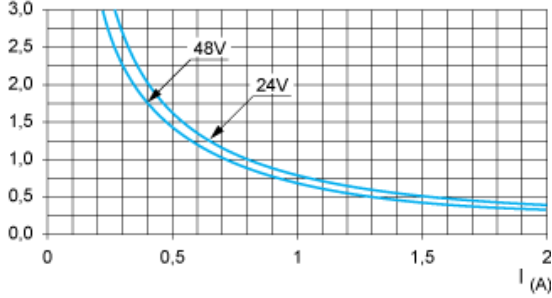
## Contractual warranty

Warranty	18 months
----------	-----------

Electrical Durability (in Millions of Operating Cycles) Conforming to IEC 60947-5-1

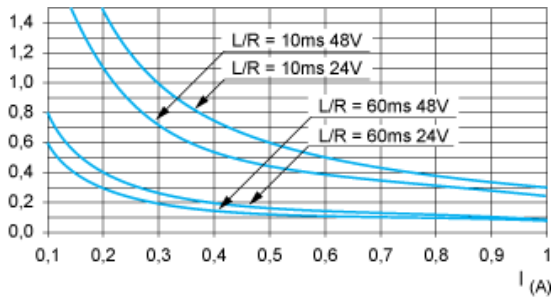
DC Loads

DC12 curves



DC12control of resistive loads and of solid state loads isolated by optocoupler,  $I/R \leq 1$  ms.

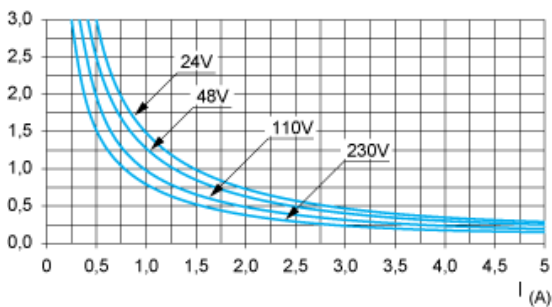
DC13 curves



DC13switching electromagnets,  $L/R \leq 2 \times (U_e \times I_e)$  in ms,  $U_e$ : rated operational voltage,  $I_e$ : rated operational current (with a protective diode on the load, DC12 curves must be used with a coefficient of 0.9 applied to the number in millions of operating cycles)

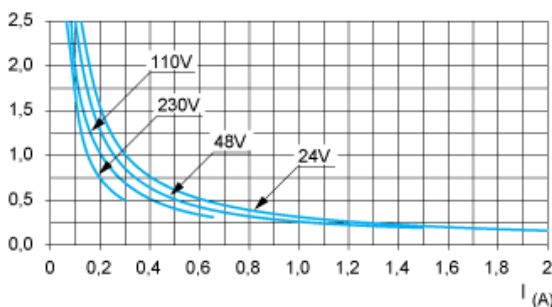
AC Loads

AC12 curves



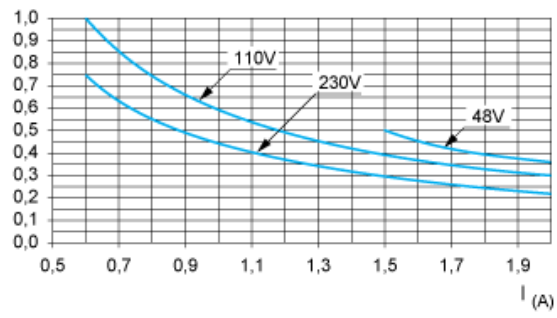
AC12control of resistive loads and of solid state loads isolated by optocoupler,  $\cos \phi \geq 0.9$ .

AC14 curves



AC14control of small electromagnetic loads  $\leq 72$  VA, make:  $\cos \phi = 0.3$ , break:  $\cos \phi = 0.3$ .

### AC15 curves



AC15 control of electromagnetic loads > 72 VA, make:  $\cos \phi = 0.7$ , break:  $\cos \phi = 0.4$ .