

COUNT	DESCRIPTION OF REVISIONS	BY	CHKD	DATE	COUNT	DESCRIPTION OF REVISIONS	BY	CHKD	DATE
△					△				
△					△				

APPLICABLE STANDARD				
RATING	OPERATING TEMPERATURE RANGE	- 25 °C TO 80 °C	STORAGE TEMPERATURE RANGE	- °C TO - °C
	VOLTAGE	125 V AC	CURRENT	500 mA

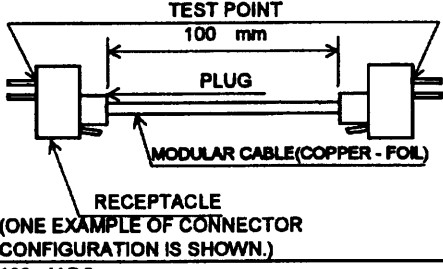
SPECIFICATIONS

ITEM	TEST METHOD	REQUIREMENTS	QT	AT
------	-------------	--------------	----	----

CONSTRUCTION

GENERAL EXAMINATION	VISUALLY AND BY MEASURING INSTRUMENT.	ACCORDING TO DRAWING.	○	○
MARKING	CONFIRMED VISUALLY.		○	○

ELECTRIC CHARACTERISTICS


CONTACT RESISTANCE	100 mA DC (OR 1000 Hz AC). MEASUREMENT POINTS SHALL BE AS FOLLOWS.  (ONE EXAMPLE OF CONNECTOR CONFIGURATION IS SHOWN.)	200 mΩ MAX.	○	○
INSULATION RESISTANCE	100 V DC.	100 MΩ MIN.	○	○
VOLTAGE PROOF	500 V AC FOR 1 min.	NO FLASHOVER OR BREAKDOWN.	○	○

MECHANICAL CHARACTERISTICS

MECHANICAL OPERATION	200 TIMES INSERTIONS AND EXTRACTIONS.	① CONTACT RESISTANCE: 220 mΩ MAX. ② NO DAMAGE, CRACK AND LOOSENESS, OF PARTS.	○	-
VIBRATION	FREQUENCY 10 TO 55 Hz, SINGLE AMPLITUDE 0.75 mm, — m/s ² AT 2 h, FOR 3 DIRECTIONS.	① NO ELECTRICAL DISCONTINUITY OF 5 μs. ② CONTACT RESISTANCE: 220 mΩ MAX.	○	-
SHOCK	400 m/s ² DIRECTIONS OF PULSE 11 ms AT 3 TIME FOR 3 DIRECTION.	③ NO DAMAGE, CRACK AND LOOSENESS, OF PARTS.	○	-

ENVIRONMENTAL CHARACTERISTICS

DAMP HEAT (STEADY STATE)	EXPOSED AT 40 °C, 90 TO 95 %, 500 h.	① CONTACT RESISTANCE: 220 mΩ MAX. ② INSULATION RESISTANCE: 1 MΩ MIN. (AT HIGH HUMIDITY) ③ INSULATION RESISTANCE: 10 MΩ MIN. (AT DRY) ④ NO DAMAGE, CRACK AND LOOSENESS, OF PARTS.	○	-
RAPID CHANGE OF TEMPERATURE	TEMPERATURE: -55 ± 3 → 5 TO 35 → 85 ± 2 → 5 TO 35 °C TIME: 30 → 5 MAX → 30 → 5 MAX min UNDER 5 CYCLES.	① CONTACT RESISTANCE: 220 mΩ MAX. ② INSULATION RESISTANCE: 100 MΩ MIN. ③ NO DAMAGE, CRACK AND LOOSENESS, OF PARTS.	○	-
CORROSION SALT MIST	EXPOSED IN 5 % SALT WATER SPRAY FOR 48 h.	① CONTACT RESISTANCE: 220 mΩ MAX. ② NO DAMAGE, CRACK AND LOOSENESS,	○	-
RESISTANCE TO SOLDERING HEAT	SOLDER TEMPERATURE, 280 ± 5°C FOR IMMERSION, DURATION, 5 ± 1 s. (WHEN USING FLOW SOLDER.)	NO DEFORMATION OF CASE AND EXCESSIVE LOOSENESS OF THE TERMINALS.	○	-
SOLDERABILITY	SOLDERED AT SOLDER TEMPERATURE, 235 ± 5 °C FOR IMMERSION, DURATION, 2 ± 0.5 s. (WHEN USING FLOW SOLDER)	NO DEFORMATION IN APPEARANCE OR SOLDERLESS ON CONTACT SURFACE ETC.	○	-

REMARKS	DRAWN	DESIGNED	CHECKED	APPROVED	RELEASED
	Y. KONDO	Y. KONDO	T. Watanabe	H. Minami	
Unless otherwise specified, refer to JIS C 5402.					

Note QT: Qualification Test AT: Assurance Test O: Applicable Test

HRS HIROSE ELECTRIC CO., LTD.	SPECIFICATION SHEET	PART NO. TM5RJ-88
--------------------------------------	---------------------	-------------------

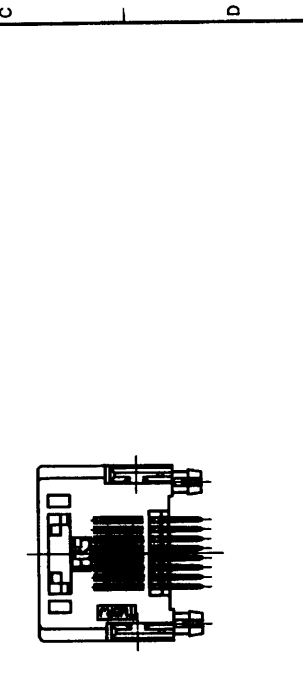
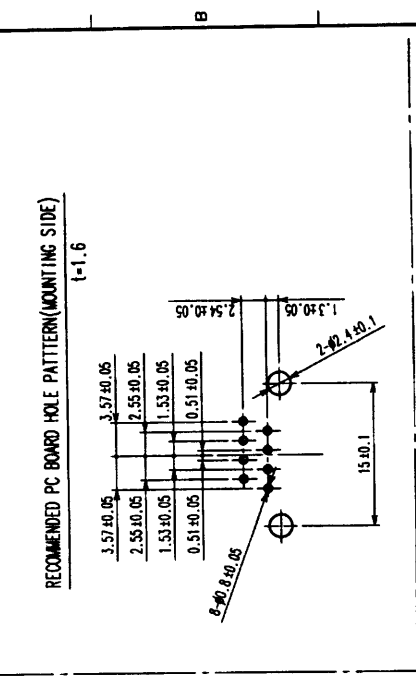
CODE NO. (OLD)	DRAWING NO.	CODE NO.	1/1
CL	ELC4-023183-01	CL222-1093-0	

FOR REFERENCE ONLY
Subject to change without notice

TO
R



COUNT	DESCRIPTION OF REVISIONS	BY	CHKD	DATE	COUNT	DESCRIPTION OF REVISIONS	BY	CHKD	DATE

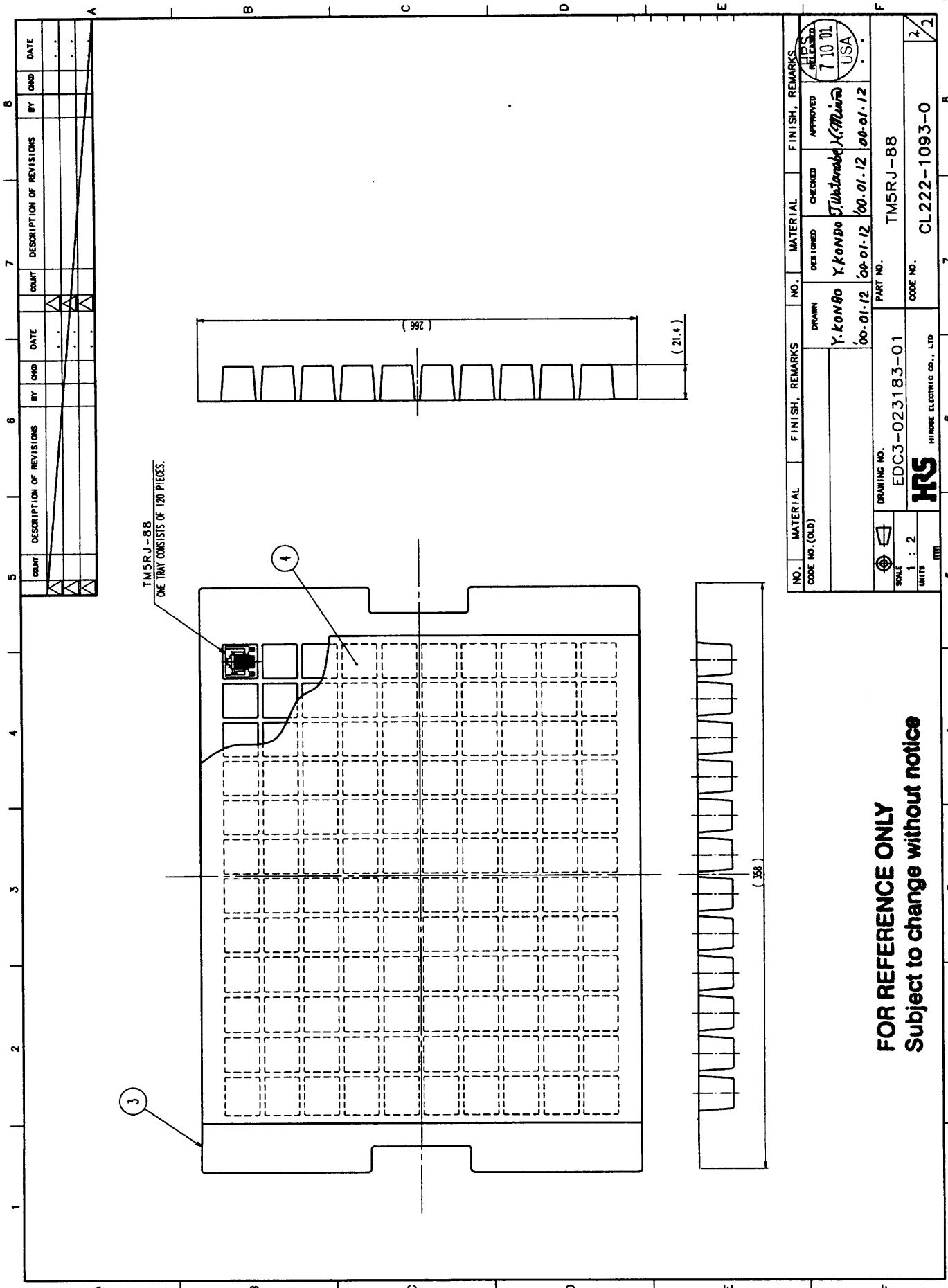


NOTE. 1. THE DIMENSION IN PARENTHESIS IS FOR REFERENCE.

FOR REFERENCE ONLY
Subject to change without notice

2	PHOSPHOR BRONZE + TIN-LEAD PLATING	4	PVC (CLEAR)
1	PBT	3	PVC (CLEAR)
MATERIAL FINISH, REMARKS		MATERIAL FINISH, REMARKS	
NO.	DESIGNED	NO.	CHECKED
CODE NO. (OLD)	Y. KONDO	NO.	Y. KONDO
DRAWING NO. EDC3-023183-01		PART NO. TM5RJ-88	
SCALE 2 : 1		DESIGNED DATE 00.01.12	
UNITS		CHECKED DATE 00.01.12	
HRS HIROSE ELECTRIC CO., LTD		APPROVED DATE 00.01.12	
1/2		1/2	

TO	Q2
----	----



TMSRJ-88
ONE TRAY CONSISTS OF 120 PIECES.

FOR REFERENCE ONLY
Subject to change without notice

NO.	COURT	DESCRIPTION OF REVISIONS	BY	CHKD	DATE

NO.	MATERIAL	FINISH	REMARKS	NO.	MATERIAL	FINISH	REMARKS

DRAWING NO. EDC3-023183-01	PART NO. TMSRJ-88
CODE NO. (OLD)	CODE NO. CL222-1093-0
SCALE 1 : 2	FINISH APPROVED
UNITS MM	CHECKED Y. KONDO
DATE 00-01-12	DESIGNED Y. KONDO
DATE 00-01-12	DRAWN Y. KONDO
DATE 00-01-12	APPROVED K. Minami
DATE 00-01-12	FINISH APPROVED
DATE 00-01-12	FINISH APPROVED

TO	
O2	