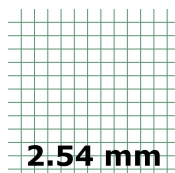



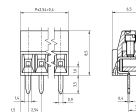
14111.1

PKZ 692/13/2,54-V GN



2.54 mm

M1.6



PCB terminal, Screw connection, No. of poles: 13, Width: 33.42 mm, Colour: Green

## Business data

|  |          |
|--|----------|
| Packaging unit                             | 50       |
| Quantity unit                              | PC       |
| Packaging type                             | Carton   |
| Type of banding                            | Without  |
| Weight per piece (not including packaging) | 3.38 g   |
| Weight per piece (including packaging)     | 4.13 g   |
| Unit of weight                             | G        |
| Customs number                             | 85369010 |
| Country of origin                          | QU       |

14111.1

PKZ 692/13/2,54-V GN

---

## Technical data

---

### Dimensions

---

|                            |          |
|----------------------------|----------|
| Length                     | 6.5 mm   |
| Length of the pin          | 3.5 mm   |
| Width                      | 33.42 mm |
| Width left                 | 1.5 mm   |
| Width right                | 1.44 mm  |
| Height                     | 8.5 mm   |
| Drill hole diameter        | 1.3 mm   |
| Diameter of connecting pin | 0.9 mm   |
| Pitch                      | 2.54 mm  |

### Ratings

---

|                       |                      |
|-----------------------|----------------------|
| Rated voltage         | 130 V                |
| Rated current         | 9 A                  |
| Rated cross-section   | 0.75 mm <sup>2</sup> |
| Rated impulse voltage | 1.25 kV              |
| Overvoltage category  | III                  |
| Contamination degree  | 3                    |

### Technical data

#### Connection data

|  |                      |
|--|----------------------|
| Connection principle                                     | Screw connection     |
| Connection type of PCB                                   | Solder connection    |
| Type of attachment to circuit board                      | Connecting contact   |
| Angle of PCB/wire connection                             | 0°/180° (horizontal) |
| No. of poles   | 13                   |
| Number of levels   | 1                    |
| Wire cross-section single-core (rigid) / stranded, min.  | 0.14 mm <sup>2</sup> |
| Wire cross-section single core (rigid)/stranded, max.    | 0.75 mm <sup>2</sup> |
| Wire cross-section stranded, min.                        | 0.14 mm <sup>2</sup> |
| Wire cross-section stranded, max.                        | 0.75 mm <sup>2</sup> |
| Wire cross-section stranded with wire-end ferrules, min. | 0.14 mm <sup>2</sup> |
| Wire cross-section stranded with wire-end ferrules, max. | 0.34 mm <sup>2</sup> |
| Wire cross-section AWG, min.                             | 30                   |
| Wire cross-section AWG, max.                             | 18                   |
| Stripping length   | 4 mm                 |
| Screw threading  | M 1,6                |
| Torque   | 0.1 Nm               |

#### Materials

|                           |               |
|---------------------------|---------------|
| Insulation housing        | Polyamide 6.6 |
| Flammability class UL 94  | V-0           |
| Working temperature, min. | -30 °C        |
| Working temperature, max. | 105 °C        |
| Clamping element          | Brass         |
| Screws                    | Steel         |
| Soldering lug             | Brass         |

14111.1

PKZ 692/13/2,54-V GN

---

## Technical data

---

### Further technical data

---

|  |                             |
|--|-----------------------------|
| Storage temperature, min.                      | -40 °C                      |
| Storage temperature, max.                      | 105 °C                      |
| Insulation resistance                          | 1*10 <sup>13</sup> Ohm x cm |
| Creepage-current resistance                    | CTI 600                     |
| Glow wire flammability index GWFI              | GWFI 850                    |
| GWFI after-glow time                           | 30 Sek.                     |
| Glow wire ignition temperature GWIT            | GWIT 775 °C                 |
| GWIT exposure time                             | 5 Sek.                      |
| Connection cycles, in compliance with standard | 5                           |
| Recommended wave soldering temperature         | 265 °C                      |
| Recommended wave soldering duration, min.      | 3 Sek.                      |
| Recommended wave soldering duration, max.      | 4 Sek.                      |

### Print

---

|        |       |
|--------|-------|
| Colour | Green |
|--------|-------|

### Environmental Product Compliance

---

|                                |            |
|--------------------------------|------------|
| REACH Conform                  | No         |
| REACH Reference date           | 2021-07-08 |
| REACH Candidate Substance Note | No         |
| REACH CAS 1 Substance          | LEAD       |
| REACH CAS 1 Percent minimal    | 0.1 %      |
| REACH CAS 1 Percent maximum    | 4 %        |
| REACH CAS 1 Number             | 7439-92-1  |
| RoHS Conform                   | yes        |
| RoHS Exception rule            | 6c         |

14111.1

PKZ 692/13/2,54-V GN

## Approvals

### cUL Recognized

|  |                 |
|--|-----------------|
| cUL approval   | C22.2 No 158    |
| cUL Usegroup B: rated voltage                        | 150 V           |
| cUL Usegroup B: rated current                        | 7 A             |
| cUL wire cross-section single-core (rigid) AWG, min. | 30              |
| cUL wire cross-section single-core (rigid) AWG, max. | 18              |
| cUL wire cross-section stranded AWG, min.            | 30              |
| cUL wire cross-section stranded AWG, max.            | 18              |
| cUL torque   | 0.1000000015 Nm |
| cUL wire material                                    | Cu              |
| cUL Recognized                                       | yes             |

### UL Recognized

|   |            |
|---|------------|
| UL approval   | UL 1059    |
| UL Usegroup B: rated voltage                        | 150 V      |
| UL Usegroup B: rated current                        | 7 A        |
| UL wire cross-section single-core (rigid) AWG, min. | 30         |
| UL wire cross-section single-core (rigid) AWG, max. | 18         |
| UL wire cross-section stranded AWG, min.            | 30         |
| UL wire cross-section stranded AWG, max.            | 18         |
| UL torque   | 0.88 Lb In |
| UL wire material                                    | Cu         |
| UL factory wiring                                   | yes        |
| UL field wiring                                     | yes        |
| UL Recognized                                       | yes        |

---

### Approvals

---

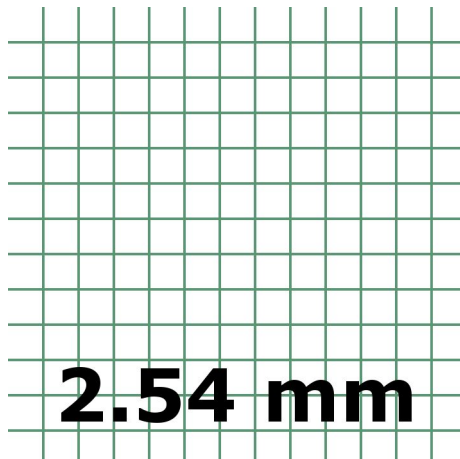
#### VDE approval

---

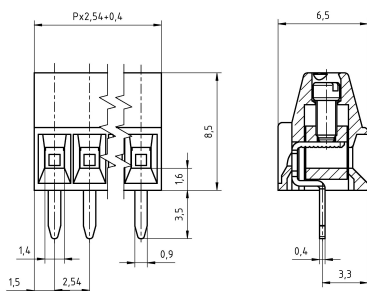
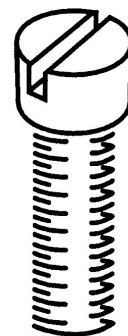
|   |                      |
|---|----------------------|
| VDE approval  | DIN EN 60998         |
| VDE approval granted                                | yes                  |
| VDE rated voltage                                   | 130 V                |
| VDE rated current                                   | 9 A                  |
| VDE rated current wire cross-section rigid, max.    | 9 A                  |
| VDE rated current wire cross-section stranded, max. | 9 A                  |
| VDE rated impulse voltage                           | 1.25 kV              |
| VDE wire cross-section rigid, min.                  | 0.14 mm <sup>2</sup> |
| VDE wire cross-section rigid, max.                  | 0.75 mm <sup>2</sup> |
| VDE wire cross-section stranded, min.               | 0.14 mm <sup>2</sup> |
| VDE wire cross-section stranded, max.               | 0.75 mm <sup>2</sup> |
| VDE screw threading                                 | M 1,6                |
| VDE torque  | 0.1 Nm               |
| VDE overvoltage category                            | III                  |
| VDE contamination degree                            | 3                    |

---

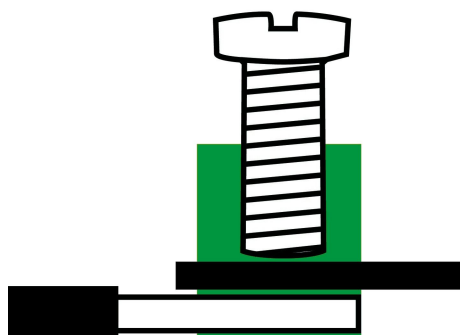
### Media



# M 1.6



# CRUS<sup>®</sup>



# Data sheet

14111.1

PKZ 692/13/2,54-V GN



---

## Accessories

---