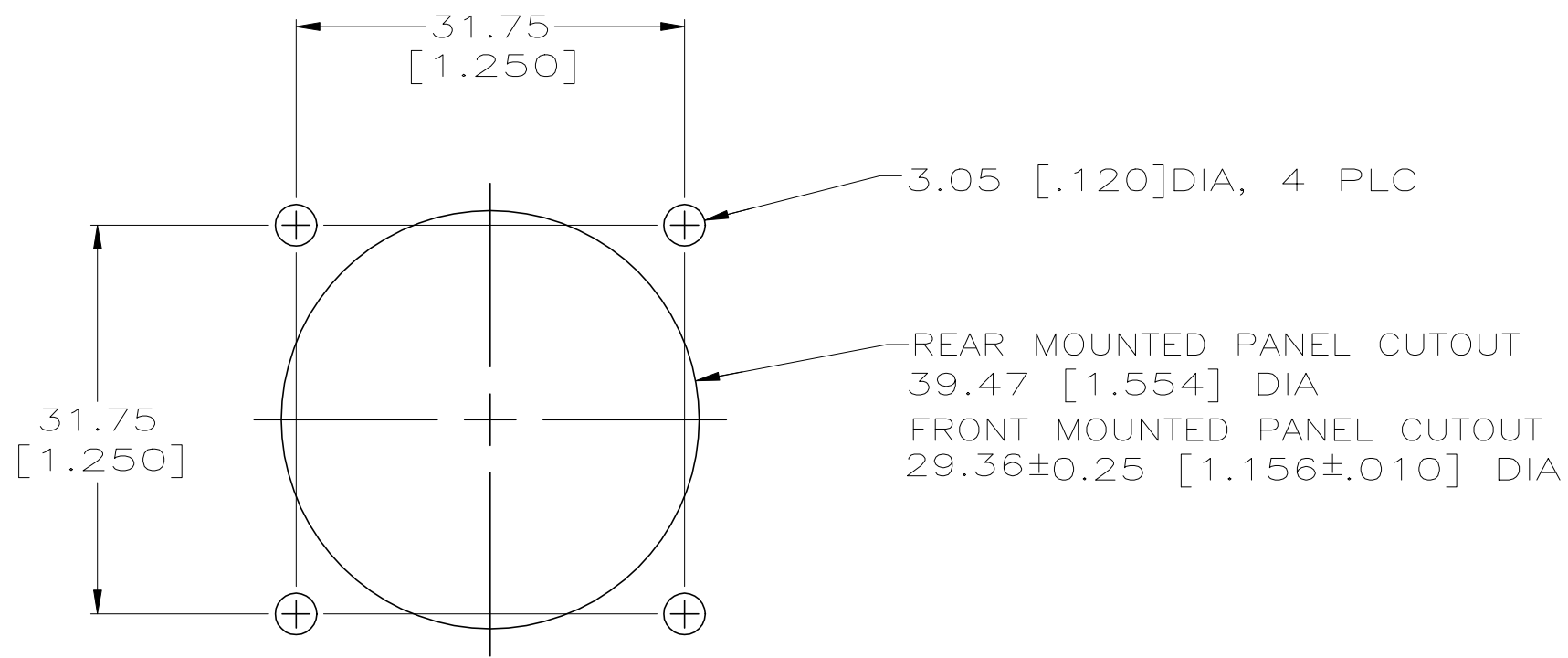
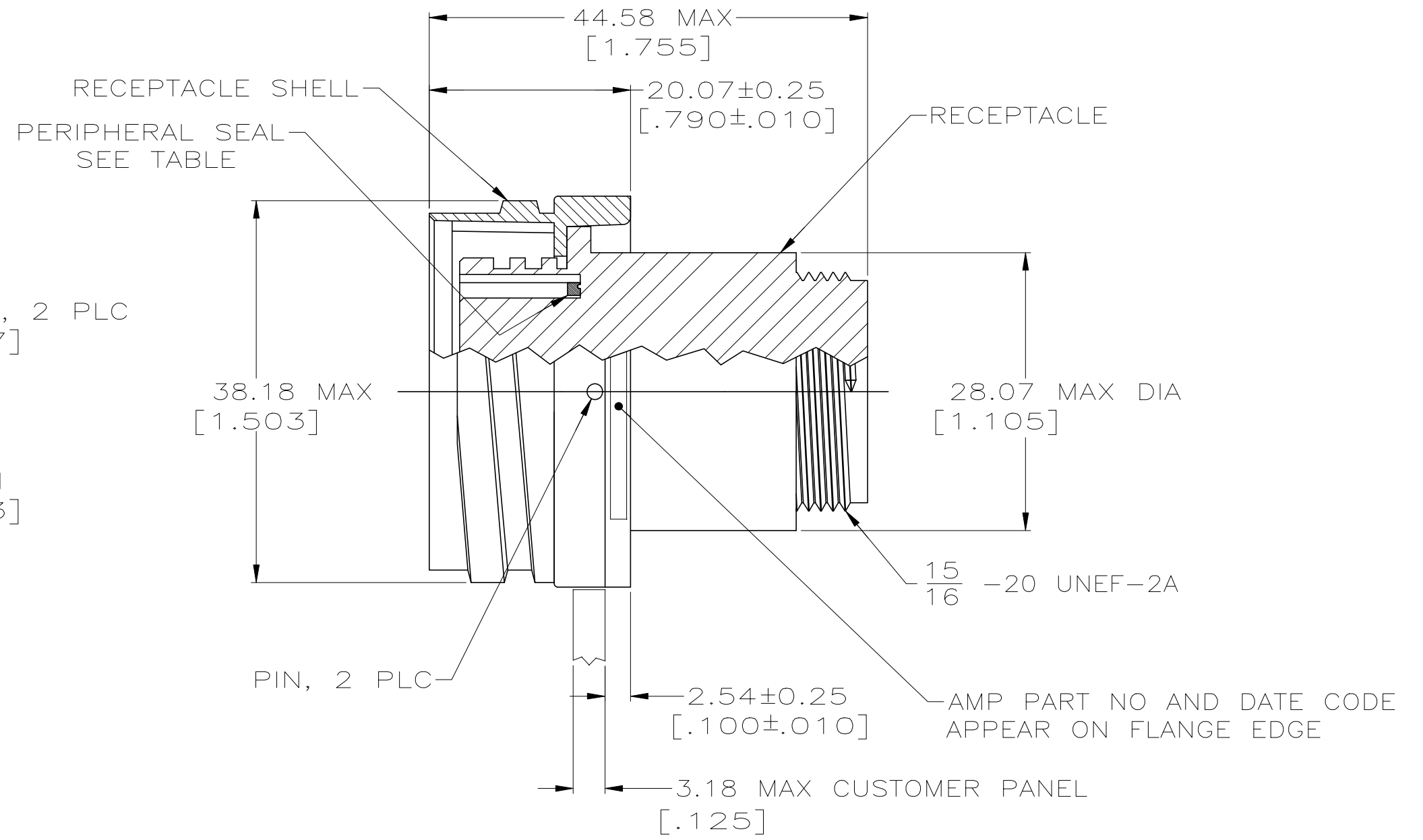
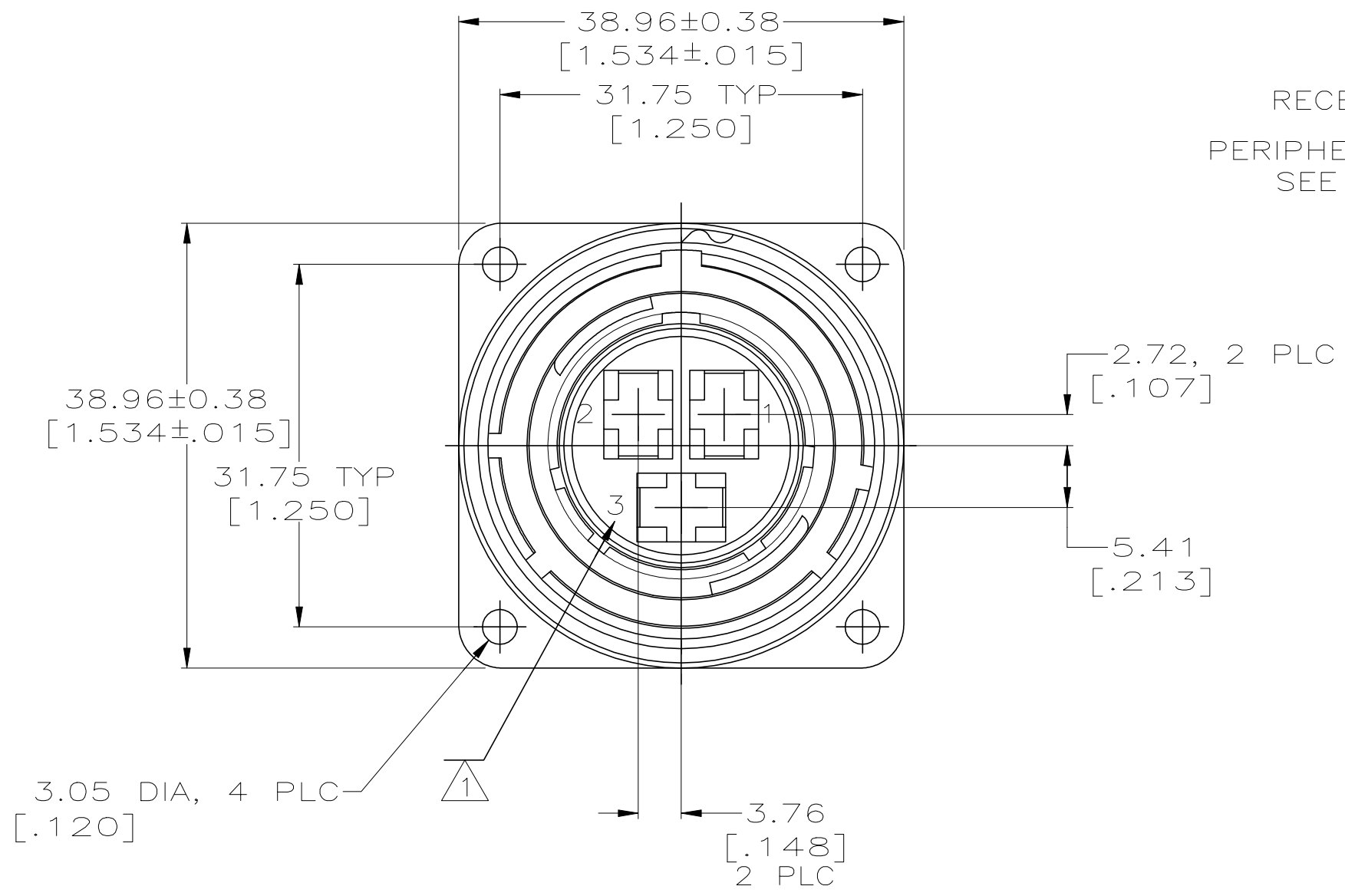


THIS DRAWING IS UNPUBLISHED. RELEASED FOR PUBLICATION  
 © COPYRIGHT - TE Connectivity Ltd. ALL RIGHTS RESERVED.

REVISIONS					
P	LTR	DESCRIPTION	DATE	DWN	APVD
	K	REVISED PER ECO-19-011232	07AUG2019	RS	MZ



RECOMMENDED PANEL CUTOUT

- 1 CAVITY IDENTIFICATION CHARACTERS ON FRONT AND REAR FACE.
- 2. RECEPTACLE WILL ACCEPT 3 TYPE XII SOCKET CONTACTS.
- 3 5.08µm [.000200] MIN NICKEL OVER 10.16µm [.000400] MIN COPPER.

YES	208497-2
NO	208497-1
PERIPHERAL SEAL	PART NO

THIS DRAWING IS A CONTROLLED DOCUMENT.		DWN W.G.LENKER 1-29-92		
DIMENSIONS: mm [INCHES]		CHK R.STONE 2-11-92		
TOLERANCES UNLESS OTHERWISE SPECIFIED:		APVD C.ROHDE 2-12-92	NAME	
0 PLC ± -		PRODUCT SPEC	RECEPTACLE ASSEMBLY, 22-3, REV SEX, CMC	
1 PLC ± -		APPLICATION SPEC	SIZE	CAGE CODE
2 PLC ± 0.13[.005]		WEIGHT	A2	00779
3 PLC ± -		FINISH	DRAWING NO	
4 PLC ± -		RCPT SHELL: 3	C=208497	
ANGLES ± -		PIN: NICKEL PLATED	RESTRICTED TO	
MATERIAL RECEPTACLE: NYLON, BLACK RCPT SHELL: ZINC PERIP SEAL: ELASTOMER, BLACK PIN: CARBON STEEL		CUSTOMER DRAWING	SCALE	SHEET
			2:1	1 of 1
			REV	K