

Data sheet | Item number: 769-502/000-006

Center module for 1-conductor female connector; CAGE CLAMP®; 4 mm²;
Pin spacing 5 mm; 1-pole; coding finger; 4,00 mm²; blue



www.wago.com/769-502/000-006



Item description

Customizing Modular Female Plugs

WAGO's modular X-COM®-SYSTEM female plugs can be customized for applications that require a varying number of poles (e.g., when designing prototypes).

Modules and Pole Numbers

A customized X-COM®-SYSTEM female plug consists of:

- One base module with an integrated end plate
- Up to 13 center modules (corresponding to a 15-pole female plug = maximum pole number)
- One end module

Intended Use

Subject to changes. Please also observe the further product documentation!

WAGO GmbH & Co. KG
Hansastr. 27
32423 Minden
Phone: +49571 887-0 | Fax: +49571 887-169
Email: info.de@wago.com | Web: www.wago.com

Do you have any questions about our products?
We are always happy to take your call at +49 (571) 887-44222.



According to EN 61984, connectors without current interrupting capacity must not be mated or unmated when live or under load.

Assembly

The appropriate mounting tool shall be used to ensure that the individual modules are properly attached to each other without damaging the locking latches.

Data

Notes

Safety information

According to EN 61984, pluggable connectors without current interrupting capacity must not be mated or unmated when live or under load.

Electrical data

Ratings per IEC/EN

Ratings per	IEC/EN 61984
Nominal voltage (III/3)	500 V
Rated impulse voltage (III/3)	6 kV
Rated current	32 A
Legend (ratings)	(III / 3) \triangleq Overvoltage category III / Pollution degree 3

Connection data

Connection points	1
Total number of potentials	1

Connection 1

Connection technology	CAGE CLAMP®
Actuation type	Operating tool
Connectable conductor materials	Copper
Nominal cross-section	4 mm ² / 12 AWG
Solid conductor	0.08 ... 4 mm ² / 28 ... 12 AWG
Fine-stranded conductor	0.08 ... 4 mm ² / 28 ... 12 AWG
Strip length	8 ... 9 mm / 0.31 ... 0.35 inches
Pole number	1
Wiring direction	Front-entry wiring

Subject to changes. Please also observe the further product documentation!



Physical data

Width	5 mm / 0.197 inches
Height	45.2 mm / 1.78 inches
Depth	18.3 mm / 0.72 inches
Module width	5 mm / 0.197 inches

Mechanical Data

Variable coding	Yes
Direct ground contact to DIN-rail/drilled hole/housing	No
Marking level	Side marking
Anti-rotation protection	Yes

Plug-in connection

Contact type (pluggable connector)	Female connector/socket
Connector (connection type)	for conductor
Mismating protection	No
Plugging without loss of pin spacing	Yes

Material Data

Note (material data)	Information on material specifications can be found here
Color	blue
Insulation material	Polyamide (PA66)
Flammability class per UL94	V0
Fire load	0.066 MJ
Halogen-free	Yes
Weight	3.3 g

Environmental requirements

Processing temperature	-35 ... +85 °C
Continuous operating temperature	-60 ... +105 °C

Commercial data

eCl@ss 10.0	27-14-11-06
eCl@ss 9.0	27-14-11-06

Subject to changes. Please also observe the further product documentation!

WAGO GmbH & Co. KG
 Hansastr. 27
 32423 Minden
 Phone: +49571 887-0 | Fax: +49571 887-169
 Email: info.de@wago.com | Web: www.wago.com

Do you have any questions about our products?
 We are always happy to take your call at +49 (571) 887-44222.

ETIM 8.0	EC001284
ETIM 7.0	EC001284
PU (SPU)	250 pcs
Packaging type	bag
Country of origin	DE
GTIN	4045454217358
Customs tariff number	85366990990

Environmental Product Compliance

RoHS Compliance Status	Compliant, No Exemption
------------------------	-------------------------

Approvals / Certificates

General approvals

Logo	Approval	Additional Approval Text	Certificate name
	CCA DEKRA Certification B.V.	EN 60947	NTR NL-7626
	CCA DEKRA Certification B.V.	EN 61984	2190419.02
	CCA DEKRA Certification B.V.	EN 61984	NL-47799/A1
	CSA DEKRA Certification B.V.	C22.2 No. 158	1101144
	KEMA/KEUR DEKRA Certification B.V.	EN 60947	2190419.01
	UL Underwriters Laboratories Inc.	UL 1977	E 45171
	UR Underwriters Laboratories Inc.	UL 1059	E45172










Subject to changes. Please also observe the further product documentation!

Declarations of conformity and manufacturer's declarations
















Logo	Approval	Additional Approval Text	Certificate name
	EU-Declaration of Conformity WAGO GmbH & Co. KG	-	-
	UK-Declaration of Conformity WAGO GmbH & Co. KG	-	-

Optional accessories

Strain relief









Strain relief		
	Item no.: 769-1604 Strain relief housing; for female and male connectors; 2 parts; Pin spacing 5 mm; 4-pole; gray	www.wago.com/769-1604
	Item no.: 769-1602 Strain relief housing; for female and male connectors; 2 parts; Pin spacing 5 mm; 2-pole; gray	www.wago.com/769-1602
	Item no.: 769-1607 Strain relief housing; for female and male connectors; 2 parts; Pin spacing 5 mm; 7-pole; gray	www.wago.com/769-1607
	Item no.: 769-1609 Strain relief housing; for female and male connectors; 2 parts; Pin spacing 5 mm; 9-pole; gray	www.wago.com/769-1609
	Item no.: 769-1603 Strain relief housing; for female and male connectors; 2 parts; Pin spacing 5 mm; 3-pole; gray	www.wago.com/769-1603
	Item no.: 769-1610 Strain relief housing; for female and male connectors; 2 parts; Pin spacing 5 mm; 10-pole; gray	www.wago.com/769-1610
	Item no.: 769-1605 Strain relief housing; for female and male connectors; 2 parts; Pin spacing 5 mm; 5-pole; gray	www.wago.com/769-1605
	Item no.: 769-1608 Strain relief housing; for female and male connectors; 2 parts; Pin spacing 5 mm; 8-pole; gray	www.wago.com/769-1608
	Item no.: 769-1606 Strain relief housing; for female and male connectors; 2 parts; Pin spacing 5 mm; 6-pole; gray	www.wago.com/769-1606

Subject to changes. Please also observe the further product documentation!

	Item no.: 769-1611 Strain relief housing; for female and male connectors; 2 parts; Pin spacing 5 mm; 11-pole; gray	www.wago.com/769-1611
	Item no.: 769-1613 Strain relief housing; for female and male connectors; 2 parts; Pin spacing 5 mm; 13-pole; gray	www.wago.com/769-1613
	Item no.: 769-1612 Strain relief housing; for female and male connectors; 2 parts; Pin spacing 5 mm; 12-pole; gray	www.wago.com/769-1612
	Item no.: 769-1615 Strain relief housing; for female and male connectors; 2 parts; Pin spacing 5 mm; 15-pole; gray	www.wago.com/769-1615
	Item no.: 769-1614 Strain relief housing; for female and male connectors; 2 parts; Pin spacing 5 mm; 14-pole; gray	www.wago.com/769-1614
	Item no.: 769-411 Strain relief plate; for female and male connectors; 1 part; Pin spacing 5 mm; 2- to 3-pole; gray	www.wago.com/769-411
	Item no.: 769-412 Strain relief plate; for female and male connectors; 1 part; Pin spacing 5 mm; 4- to 5-pole; gray	www.wago.com/769-412
	Item no.: 769-414 Strain relief plate; for female and male connectors; 1 part; Pin spacing 5 mm; 10- to 15-pole; gray	www.wago.com/769-414
	Item no.: 769-410 Strain relief plate; for female and male connectors; 1 part; Pin spacing 5 mm; 1-pole; gray	www.wago.com/769-410
	Item no.: 769-413 Strain relief plate; for female and male connectors; 1 part; Pin spacing 5 mm; 6- to 9-pole; gray	www.wago.com/769-413
Tool		
Operating tool		
	Item no.: 210-490 Operating tool	www.wago.com/210-490
	Item no.: 769-434 Operating tool; made of insulating material; 1-way; loose; white	www.wago.com/769-434
Ferrule		
Ferrule		
	Item no.: 216-101 Ferrule; Sleeve for 0.5 mm ² / AWG 22; uninsulated; electro-tin plated; silver-colored	www.wago.com/216-101
	Item no.: 216-104 Ferrule; Sleeve for 1.5 mm ² / AWG 16; uninsulated; electro-tin plated; silver-colored	www.wago.com/216-104
	Item no.: 216-102	www.wago.com/216-102




Subject to changes. Please also observe the further product documentation!

Ferrule; Sleeve for 0.75 mm² / AWG 20; uninsulated; electro-tin plated; silver-colored

	Item no.: 216-103 Ferrule; Sleeve for 1 mm ² / AWG 18; uninsulated; electro-tin plated	www.wago.com/216-103
	Item no.: 216-203 Ferrule; Sleeve for 1 mm ² / AWG 18; insulated; electro-tin plated; red	www.wago.com/216-203
	Item no.: 216-206 Ferrule; Sleeve for 2.5 mm ² / AWG 14; insulated; electro-tin plated; blue	www.wago.com/216-206
	Item no.: 216-202 Ferrule; Sleeve for 0.75 mm ² / 18 AWG; insulated; electro-tin plated; gray	www.wago.com/216-202
	Item no.: 216-204 Ferrule; Sleeve for 1.5 mm ² / AWG 16; insulated; electro-tin plated; black	www.wago.com/216-204
	Item no.: 216-201 Ferrule; Sleeve for 0.5 mm ² / 20 AWG; insulated; electro-tin plated; white	www.wago.com/216-201
	Item no.: 216-301 Ferrule; Sleeve for 0.25 mm ² / AWG 24; insulated; electro-tin plated; yellow	www.wago.com/216-301
	Item no.: 216-302 Ferrule; Sleeve for 0.34 mm ² / 22 AWG; insulated; electro-tin plated; light turquoise	www.wago.com/216-302

Insulation stop

Insulation stop

	Item no.: 769-470 Insulation stop; 0.08 - 0.2 mm ² "s" (0.14 mm ² "f-st"); 5 pieces/strip; white	www.wago.com/769-470
	Item no.: 769-471 Insulation stop; 0.25 - 0.5 mm ² ; 5 pieces/strip; light gray	www.wago.com/769-471
	Item no.: 769-472 Insulation stop; 0.75 - 1 mm ² ; 5 pieces/strip; dark gray	www.wago.com/769-472


Jumpers

Jumper

	Item no.: 769-402 Jumper; insulated; gray	www.wago.com/769-402
---	---	--

Protective warning marker

Cover

	Item no.: 280-415 Protective warning marker; for 5 terminal blocks; with high-voltage symbol, black; yellow	www.wago.com/280-415
--	---	--

Locking levers

Locking system

Subject to changes. Please also observe the further product documentation!



Item no.: 769-428

Locking lever; for female connectors; 1 part; Pin spacing 5 mm; 1-pole; gray

www.wago.com/769-428



Item no.: 769-430

Locking lever; for female connectors; 1 part; Pin spacing 5 mm; 2-pole; gray

www.wago.com/769-430



Item no.: 769-429

Locking lever; for female connectors; 1 part; Pin spacing 5 mm; 1-pole; orange

www.wago.com/769-429



Item no.: 769-431

Locking lever; for female connectors; 1 part; Pin spacing 5 mm; 2-pole; orange

www.wago.com/769-431

Testing and measuring

Testing accessories



Item no.: 210-136

Test plug; 2 mm Ø; with 500 mm cable; red

www.wago.com/210-136

Cover

Cover



Item no.: 769-436

Jumper cover; for 1-conductor female plugs; for 5 poles; gray

www.wago.com/769-436

Marking accessories

Marking strip



Item no.: 210-831

Marking strips; on reel; 2.3 mm wide; plain; Self-adhesive; white

www.wago.com/210-831



Item no.: 210-832

Marking strips; on reel; 3 mm wide; plain; Self-adhesive; white

www.wago.com/210-832

Label



Item no.: 210-805

Labels; for Smart Printer; permanent adhesive; 6 x 15 mm; white

www.wago.com/210-805



Item no.: 210-805/000-002

Labels; for Smart Printer; permanent adhesive; 6 x 15 mm; yellow

www.wago.com/210-805/000-002

Marker



Item no.: 2009-145

Mini-WSB Inline; for Smart Printer; 1700 pieces on roll; stretchable 5 - 5.2 mm; plain; snap-on type; white

www.wago.com/2009-145

Subject to changes. Please also observe the further product documentation!

WAGO GmbH & Co. KG

Hansastr. 27

32423 Minden

Phone: +49571 887-0 | Fax: +49571 887-169

Email: info.de@wago.com | Web: www.wago.com

Do you have any questions about our products?

We are always happy to take your call at +49 (571) 887-44222.



Item no.: 248-501

Mini-WSB marking card; as card; not stretchable; plain; snap-on type; white

Downloads

Documentation

Bid Text

769-502/000-006 X81 - Datei	2019 Feb 19	xml 3.2 kB	Download
769-502/000-006 doc - Datei	2017 Oct 4	doc 26.1 kB	Download

Additional Information

Technical Section Technical explanations		pdf 2.2 MB	Download
---	--	---------------	----------

CAD/CAE-Data

CAD data

2D/3D Models 769-502/000-006		URL	Download
------------------------------	--	-----	----------

CAE data

EPLAN Data Portal 769-502/000-006		URL	Download
WSCAD Universe 769-502/000-006		URL	Download
WSCAD Universe 769-502/000-006		URL	Download
EPLAN Data Portal 769-502/000-006		URL	Download
ZUKEN Portal 769-502/000-006		URL	Download

Environmental Product Compliance

Compliance Search

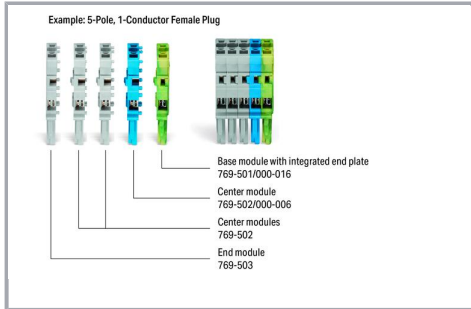
Environmental Product Compliance 769-502/000-006		URL	Download
--	--	-----	----------

Subject to changes. Please also observe the further product documentation!

Center module for 1-conductor female connector; CAGE CLAMP®; 4 mm²; Pin spacing 5 mm; 1-pole; coding finger; 4,00 mm²; blue


Installation Notes

Installation



Female plugs for self-assembly

Conductor termination



CAGE CLAMP® connection


Female plug: Inserting/removing a conductor via operating tool.

Operation 90° to conductor is also possible.


With ferruled conductors, it is necessary to use a terminal block one size smaller than the conductor's nominal cross-section.

Commoning

Subject to changes. Please also observe the further product documentation!



Commoning 1-conductor female plugs via miniature adjacent jumpers.




Jumper cover for 1-conductor female plugs

Coding



Coding a female plug by removing coding finger(s) via cutting tool. Do not remove the first and last coding fingers or use an additional locking lever.


Locking system



Locking/releasing a lever.


Subject to changes. Please also observe the further product documentation!

Strain relief



Removing a female plug via conductor bundle provided with strain relief plate.

Marking



Labeling a female plug with CAGE CLAMP® connection via Mini-WSB Quick Markers.

Product family

X-COM

[Show all products from the family](#)

Subject to changes. Please also observe the further product documentation!