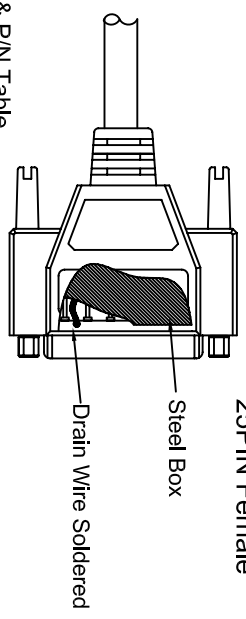
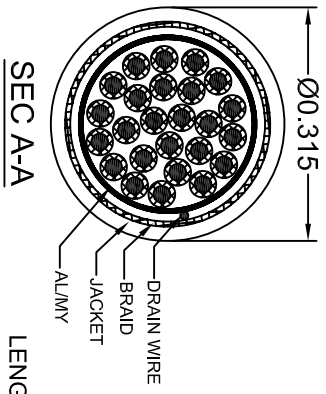
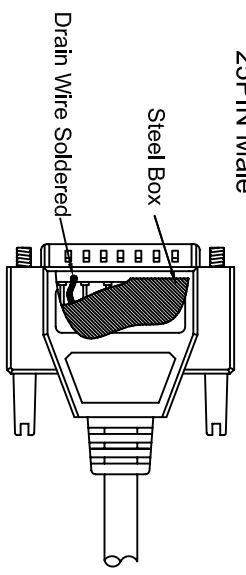
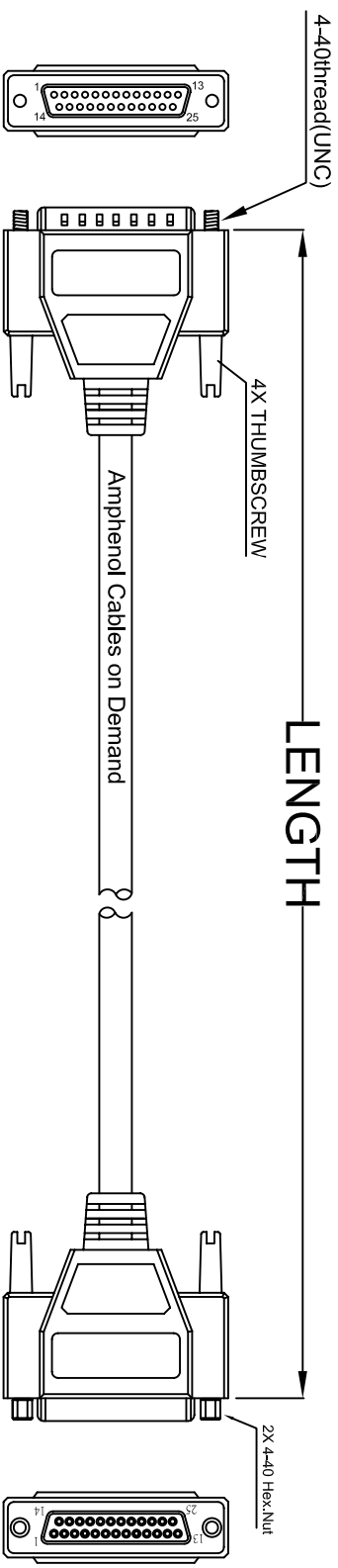


THE INFORMATION CONTAINED IN THIS DRAWING IS THE SOLE PROPERTY OF AMPHENOL CABLES ON DEMAND. ANY REPRODUCTION OR DISCLOSURE TO THIRD PARTIES IN PART OR WHOLE WITHOUT THE EXPRESS WRITTEN PERMISSION OF AMPHENOL CABLES ON DEMAND IS PROHIBITED.

REV.	DESCRIPTION	DATE	APPROVED
A	NEW RELEASE	03/01/07	
A1	Add wiring color	16/JAN/12	



LENGTH & P/N Table

LENGTH	P/N	Cable Color
2.5FT ±1 inch	CS-DSPMDB25MF-002.5	GREY
4FT ±2 inch	CS-DSPMDB25MF-004	GREY
5FT ±2 inch	CS-DSPMDB25MF-005	GREY
6FT ±2 inch	CS-DSPMDB25MF-006	GREY
10FT ±3 inch	CS-DSPMDB25MF-010	GREY
12FT ±3 inch	CS-DSPMDB25MF-012	GREY
15FT ±3 inch	CS-DSPMDB25MF-015	GREY
18FT ±4 inch	CS-DSPMDB25MF-018	GREY
25FT ±4 inch	CS-DSPMDB25MF-025	GREY
50FT ±8 inch	CS-DSPMDB25MF-050	GREY

PIN OUT:

Male	Female	Color
PIN1	PIN1	Black
PIN2	PIN2	Brown
PIN3	PIN3	Red
PIN4	PIN4	Orange
PIN5	PIN5	Yellow
PIN6	PIN6	Green
PIN7	PIN7	Blue
PIN8	PIN8	Purple
PIN9	PIN9	Gray
PIN10	PIN10	White
PIN11	PIN11	Pink
PIN12	PIN12	Light green
PIN13	PIN13	Black/white
PIN14	PIN14	Brown/white
PIN15	PIN15	Red/white
PIN16	PIN16	Orange/white
PIN17	PIN17	Green/white
PIN18	PIN18	Blue/white
PIN19	PIN19	Purple/white
PIN20	PIN20	Red/black
PIN21	PIN21	Orange/black
PIN22	PIN22	Yellow/black
PIN23	PIN23	Green/black
PIN24	PIN24	Gray/black
PIN25	PIN25	Pink/black
SHIELD	SHIELD	Drain Wire



UNLESS OTHERWISE SPECIFIED DIMENSIONS ARE IN INCHES TOLERANCES ARE:

DECIMALS	ANGLES	EARS NO.	APPROVALS	DATE
±.X	±.X°		LF	16/JAN/12
±.XX	±.XX°		BA	16/JAN/12
±.XXX	±.XXX°			

THIRD ANGLE PROJECTION

ASSEMBLY DRAWING

ASSEMBLY ENGINEER

SCALE

SHEET

OF

REV. A1

AMPHENOL CABLES ON DEMAND
20 VALLEY ST. ENDCOTT, NY 13760

ASM CBL Premium 25PIN D-Sub MF

CS-DSPMDB25MF-XXX

NOTES: UNLESS OTHERWISE SPECIFIED