



## 25W Dimmable Constant Current LED Driver PDA025W LED Driver with 0-10V Dimming



### Features

- OVP, OTP, OCP, Short/Open Circuit Protection & Brownout Protection
- SELV Compliant
- Class 2 Output per UL1310
- IP67
- Low Profile Design
- AC Input Voltage 90 to 305VAC
- $\geq 0.9$  Power Factor Correction & THD  $< 20\%$

### Applications

- Indoor Lighting
- Architectural Lighting

### Safety Approvals

- cUL/UL8750
- Class 2 Output per UL1310

### Mechanical Characteristics

- Length: 80mm (3.15in)
- Width: 78mm (3.07in)
- Height: 25.4mm (1.00in)
- Weight: 220g (7.76oz)

### Output Specifications

Model	Output Current	DC Output Voltage Range			Max Power
		Min.	Typ.	Max.	
PDA025W-450B	450mA	19V	-	56V	25W
PDA025W-700B	700mA	12V	-	36V	25W
PDA025W-1A0B	1040mA	8V	-	24V	25W
PDA025W-1A4B	1400mA	6V	-	18V	25W
PDA025W-1A8B	1750mA	5V	-	14V	25W
PDA025W-2A1B	2080mA	4V	-	12V	25W

PhiHong is not responsible for any error, and reserves the right to make changes without notice. Please visit our website at [www.phihong.com](http://www.phihong.com) for the most up-to-date specifications and contact information.

**INPUT:**

**AC Input Voltage**  
90 to 305VAC

**Nominal AC Input Voltage**  
100 to 277VAC

**Leakage Current**  
0.5mA maximum at 277VAC

**Maximum Input Current**  
400mA (RMS) at 90VAC

**Inrush Current**  
<15A at 230VAC, 60Hz

**OUTPUT:**

**Output Power**  
25W

**Efficiency**

Model	Typical Efficiency
PDA025W-450B	84%
PDA025W-700B	84%
PDA025W-1A0B	83%
PDA025W-1A4B	82%
PDA025W-1A8B	82%
PDA025W-2A1B	81%

**Power Factor**

≥0.9 at full load, nominal AC input

**THD**

<20%

**Turn-on/off Delay Time**

1 second maximum at nominal AC power on

**ENVIRONMENTAL:**

Operating Temperature                   -40 to Tc +90°C  
Storage Temperature                    -40 to +85°C  
Operating Humidity                       5 to 95%  
Storage Humidity                         5 to 95%

**Resistive Dimming**

See next page

**EMC**

FCC Part 15 Class B

**Immunity**

IEC61000-4-2  
IEC61000-4-4  
IEC61000-4-5  
IEC61000-4-11

**Isolation Test (HI-POT)**

Primary to secondary: 3000VAC for 1 minute, 10mA

**Insulation Resistance**

Primary to secondary: >5M OHM 500VDC, 1 minute

**FEATURES:**

**Input Over Current Protection**

The input power line will be fused with a 1.6A fuse

**Short Circuit Protection**

The Driver will withstand a short circuit across the outputs without damage

**Open Circuit Protection**

The Driver will withstand a open circuit across the outputs without damage

**Output Over Voltage Protection**

The driver will latch off or auto restart

**Ingression Protection**

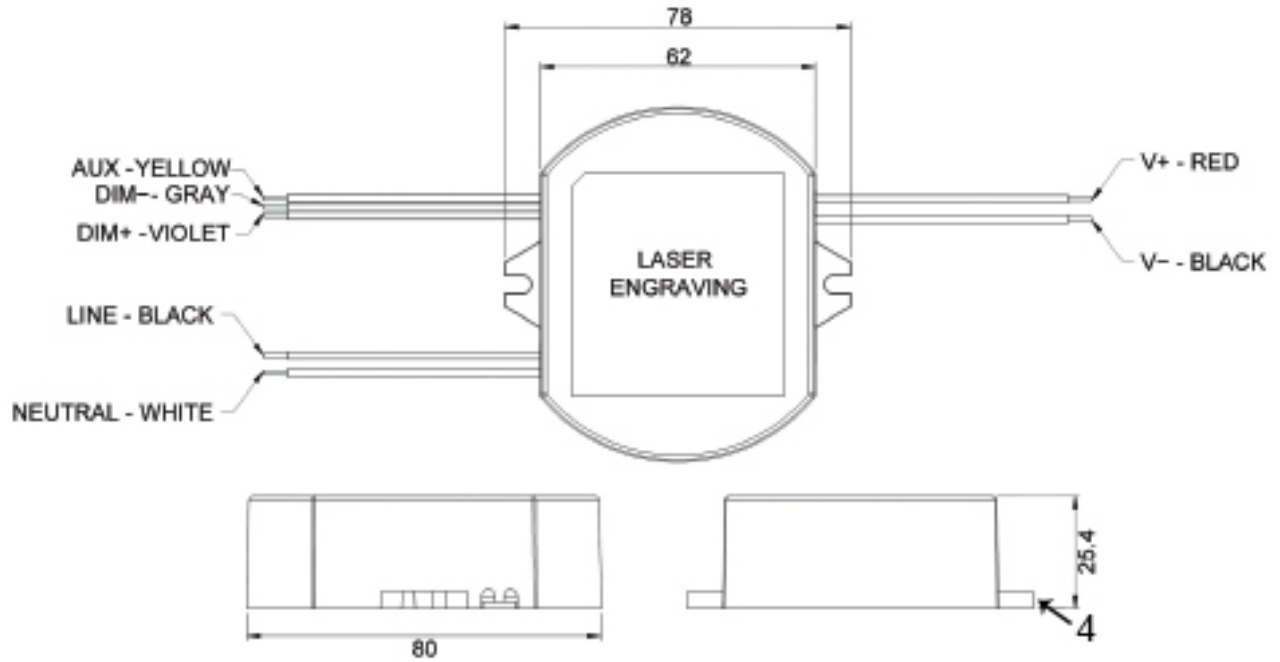
IP67

**Input / Output Wires (Solid or Stranded)**

Position	Terminal Color	Specification	Length
Line	Black	UL1015 AWG18	160mm
Neutral	White	UL1015 AWG18	160mm
Vout+	Red	UL1569 AWG18	160mm
Vout-	Blue	UL1569 AWG18	160mm
Dim+	Violet	UL1569 AWG22	160mm
Dim-	Grey	UL1569 AWG22	160mm
Aux	Yellow	UL1569 AWG22	160mm

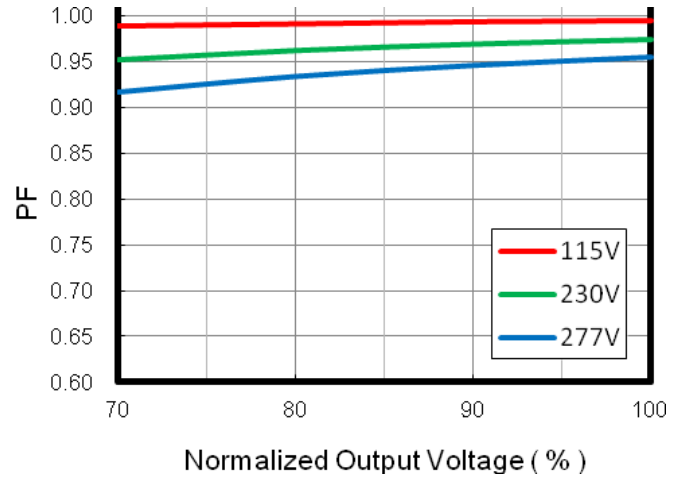
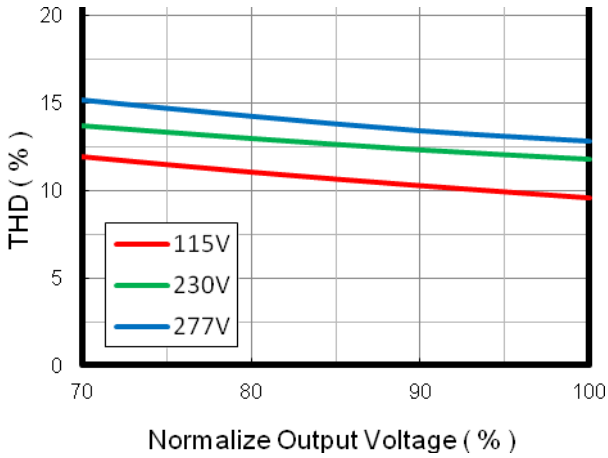
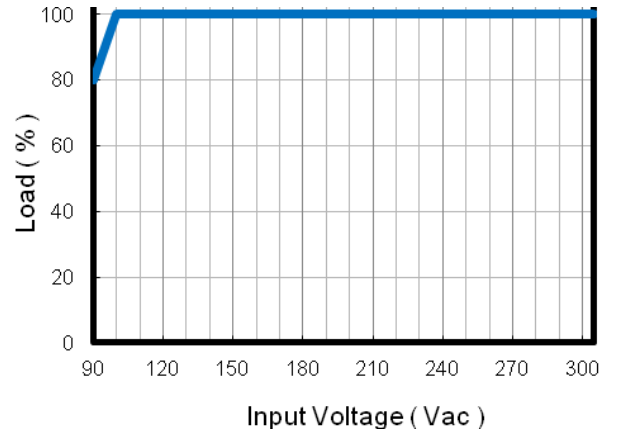
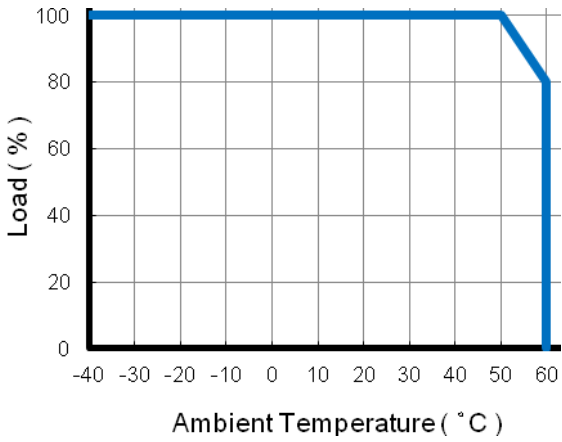
**Warranty**

5 Years

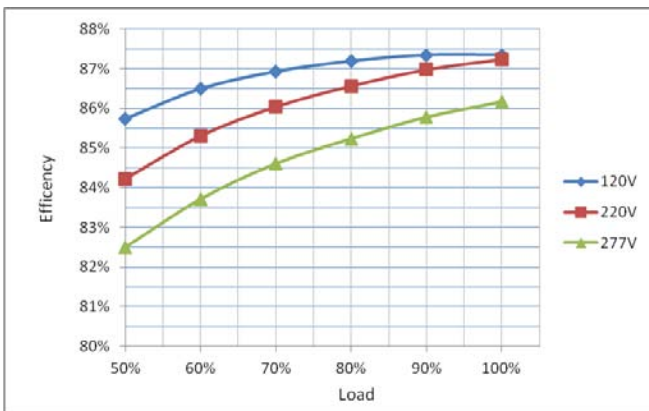


**Resistive Dimming**

Resistance Value	0kΩ	9kΩ	12 kΩ	24 kΩ	32 kΩ	39 kΩ	46 kΩ	54 kΩ	63 kΩ	73 kΩ	82 kΩ	91 kΩ	100 kΩ
Output Current	0%	0%	10%	20%	30%	40%	50%	60%	70%	80%	90%	100%	100%



Efficiency vs. Load for PDA025W-700B



Dimming Curve

