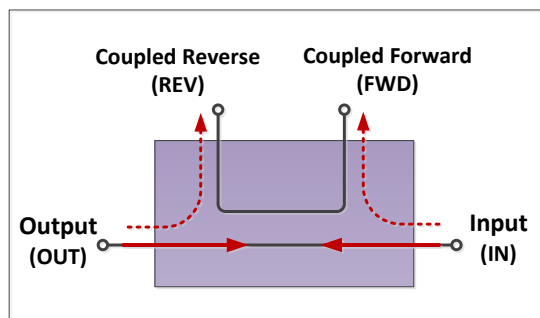


RoHS Compliant

Electrical schematic

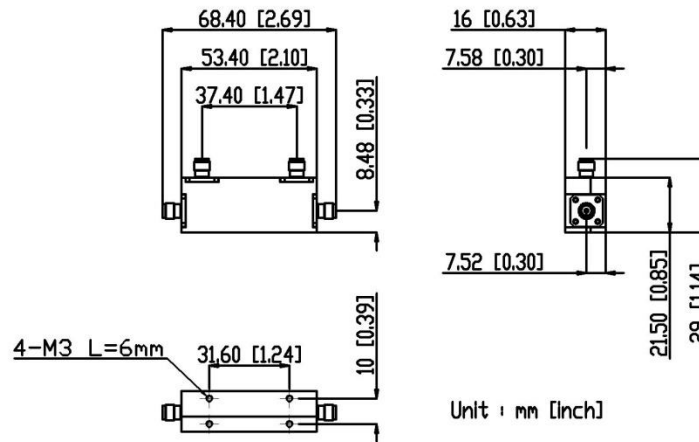


## Electrical Specifications

Parameter	Unit	Frequency (GHz)	Min.	Typ.	Max.	
Nominal Coupling (Forward Direction)	dB	2 – 8	5.2	6	6.8	
Coupling Flatness (Forward Direction)				±0.2	±0.4	
Directivity (Forward Direction)			21	23		
Main Line VSWR	:1			1.15	1.25	
Coupled Line VSWR				1.20	1.25	
Insertion Loss (Including Coupling Loss)	dB				1.7	2.1
Nominal Coupling (Reverse Direction)			5.2	6.1	7	
Coupling Flatness (Reverse Direction)				±0.2	±0.5	
Directivity (Reverse Direction)			18	20		
Average Power Handling	W					50

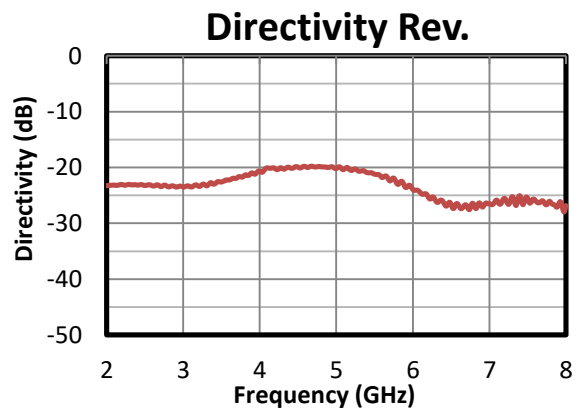
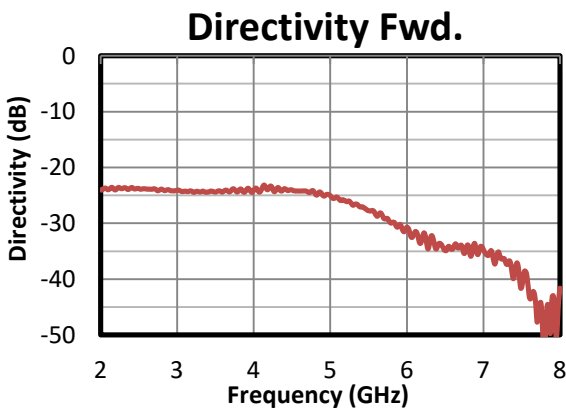
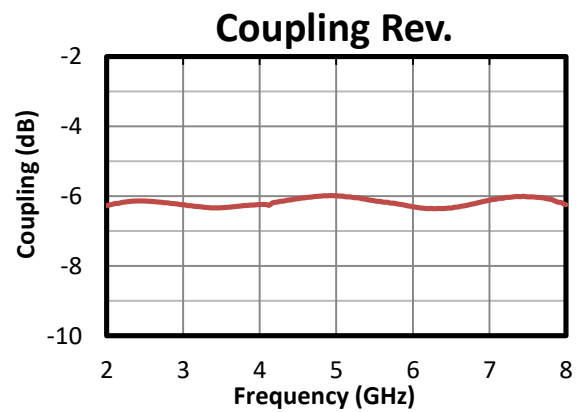
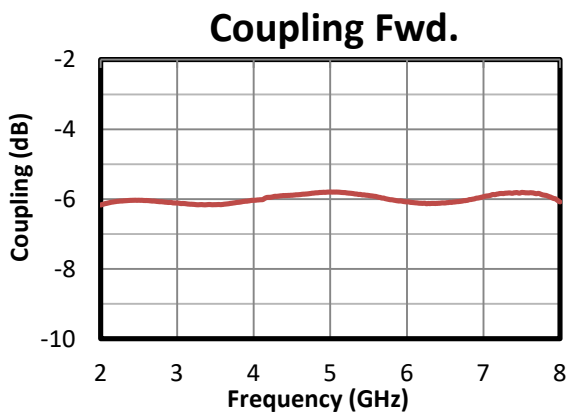
Operated in 50Ω system, 25°C environment.

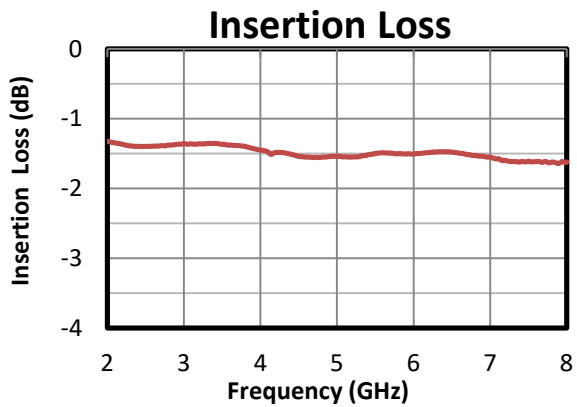
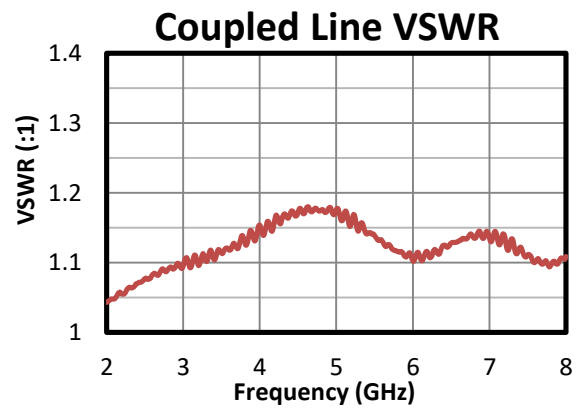
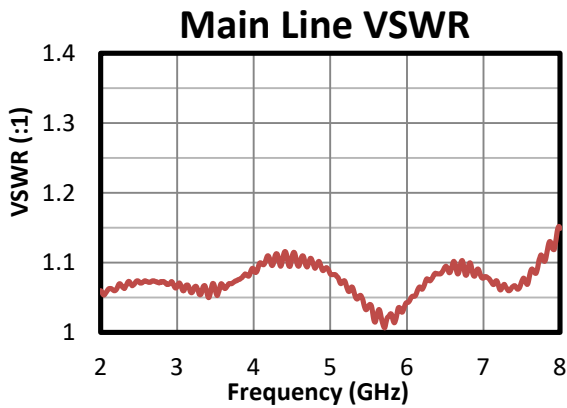
## Outline Drawing



Connectors: SMA Female

## Typical Performance





Typical performance S-parameter file: <https://www.amtery.com/en/goods-50>

For each S/N S-parameter file, go to <https://www.amtery.com/en/downloads>

Note: Specifications are subject to change without notice.