



NuWaves

RF Solutions

NuPower™ 12B01A-01 L-Band Solid State Power Amplifier

11 Watt CW
2.5 Watts Linear, 5% EVM @ 34 dBm
1.0 GHz - 1.5 GHz

P/N: NW-PA-12B01A-01



The NuPower™ 12B01A-01 is a small, highly efficient solid state power amplifier that provides 11 watts of RF power to boost performance of data links and transmitters.

Based on the latest gallium nitride (GaN) technology, NuPower's 30%+ power efficiency and 3.9 in³ form factor make it ideal for size, weight, and power-constrained broadband RF telemetry and tactical communication systems.

The NuPower 12B01A-01 power amplifier accepts a nominal 0 dBm RF input and provides 40 dB of gain from 1.0 GHz to 1.5 GHz. The NuPower 12B01A-01 module comes standard with a NW-PA-ACC-CB09MA interface cable, for ease of integration. This model is also available with a 1 watt input drive level (P/N: NW-PA-12B01A-01-D30), making it ideal for use with L-3 Communications' Bandit miniature L-band transceiver.

NuPower PAs feature over-voltage and reverse-voltage protection and can operate over a wide temperature range of -30 °C to +60 °C.

Extend your operational communication range with NuPower™ amplifiers from NuWaves RF Solutions.

Features

- 11 Watts RF Output Power
- 1.0 GHz to 1.5 GHz
- Miniature Package (3.00" x 2.00" x 0.65")
- High-Efficiency GaN Technology
- 0 dBm Nominal RF Input
- Reverse-Voltage Protection
- Logic On/Off Control

Benefits

- Extended Range
- Improved Link Margin
- Reduced load on DC power budget due to high efficiency operation
- Requires less volume on space-constrained platforms

Applications

- Unmanned Aircraft Systems (UAS), Group 2 & 3
- Unmanned Ground Vehicles (UGV)
- Broadband RF Telemetry
- RF Communication Systems
- Software Defined Radios

NuPower™ 12B01A-01 Power Amplifier

Specifications

Absolute Maximums

Parameter	Rating	Unit
Max Device Voltage	32	V
Max Device Current	2.4	A
Max RF Input Power, $Z_L = 50 \Omega$	10	dBm
Max Operating Temperature (ambient)	60	°C
Max Operating Temperature (baseplate)	85	°C
Max Storage Temperature	85	°C

Export Classification
EAR99

Electrical Specifications @ 28VDC, 25 °C, $Z_S=Z_L=50 \Omega$

Parameter	Symbol	Min	Typ	Max	Unit	Condition
Operating Frequency	BW	1.0		1.5	GHz	
RF Output Power	P_{SAT}	11	17		W	$P_{in} = 0 \text{ dBm}$
Output Power @ 1dB Compression	P1dB		31		dBm	1000 MHz
			34			1250 MHz
			31			1500 MHz
Small Signal Gain	G		50		dB	1000 MHz, @ -30 dBm input
			48			1250 MHz, @ -30 dBm input
			49			1500 MHz, @ -30 dBm input
Small Signal Gain Flatness	ΔG		± 3		dB	$P_{in} = -30 \text{ dBm}$
Power Gain Flatness			± 1		dB	$P_{in} = 0 \text{ dBm}$
Input VSWR	VSWR	1.3:1	1.5:1	1.8:1		
Nominal Input Drive Level	P_{IN}		0		dBm	
Operating Voltage	VDC	11	28	30	V	
Quiescent Current	I_{DQ}		0.35		A	
Operating Current	I_{DD}		1.5	2.4	A	$P_{in} = 0 \text{ dBm}$
Module Efficiency			30		%	
Switching Speed	$TX_{ON/OFF}$			2	μs	10% to 90%
Third Order Order Intercept Point (Two tone test at 1 MHz spacing, $P_{out} = 20 \text{ dBm} / \text{tone}$)	OIP3		42		dBm	1000 MHz
			45			1250 MHz
			42			1500 MHz
Harmonics	2nd	-17	-13	-8	dBc	
	3rd	-21	-16	-11		
Output Mismatch (No Damage)				10:1		

NuPower™ 12B01A-01 Power Amplifier

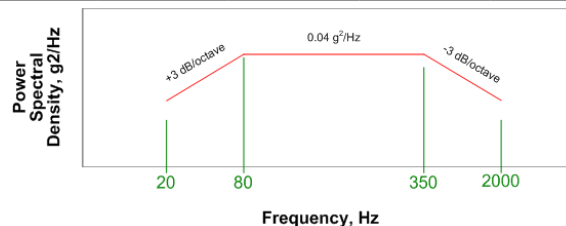
Specifications (cont.)

Mechanical Specifications

Parameter	Value	Unit	Limits
Dimensions	3.0 x 2.0 x 0.65	in	Max
Weight	3	oz	Max
RF Connectors, Input/Output	SMA Female		
Interface Connector	Micro-D, 9-pin Socket		
Cooling	External Heatsink (Optional)		

Environmental Specifications

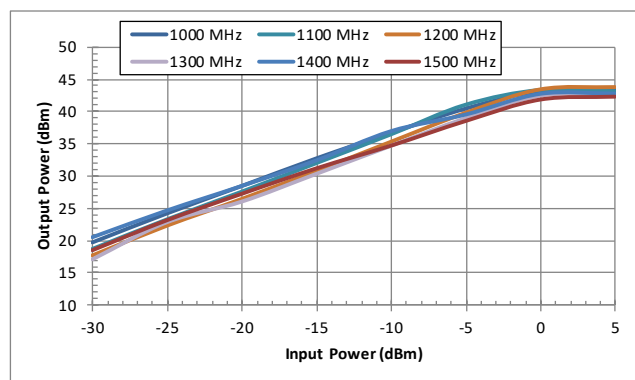
Parameter	Symbol	Min	Typ	Max	Unit
Operating Temperature (ambient)	T_A	-40		+60	°C
Operating Temperature (baseplate)	T_C	-40		+85	°C
Storage Temperature	T_{STG}	-55		+85	°C
Relative Humidity (non-condensing)	RH			95	%
Altitude MIL-STD-810F - Method 500.4	ALT			30,000	ft
Vibration / Shock Profile (Random profile in x,y, z axis, as per Figure for 15 minute duration in each axis)					



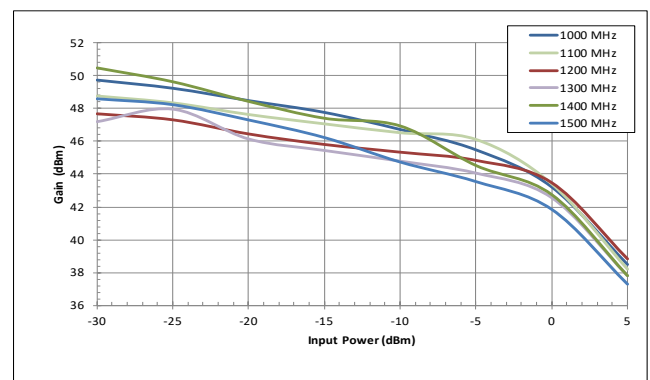
Performance Plots

Test Conditions: +28 VDC, +25 °C, $Z_S=Z_L=50 \Omega$

Output Power vs. Input Power



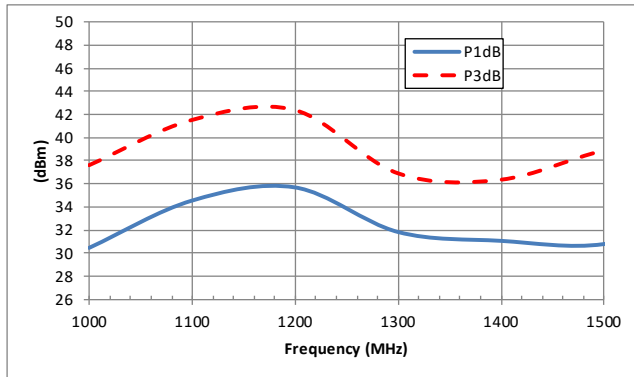
Gain vs. Input Power



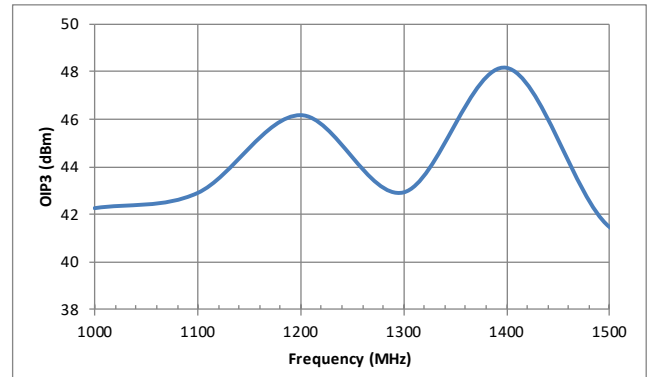
NuPower™ 12B01A-01 Power Amplifier

Performance Plots (cont.)

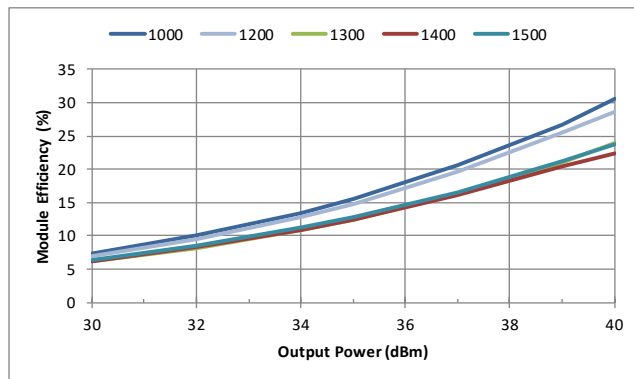
P1dB & P3dB



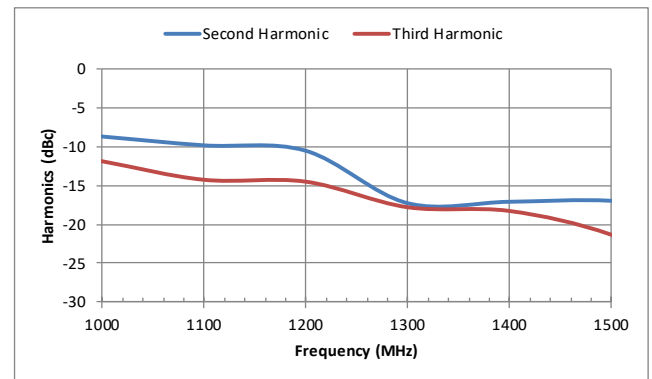
OIP3



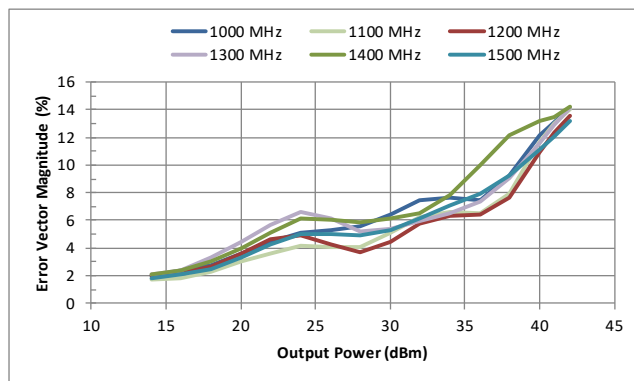
Efficiency



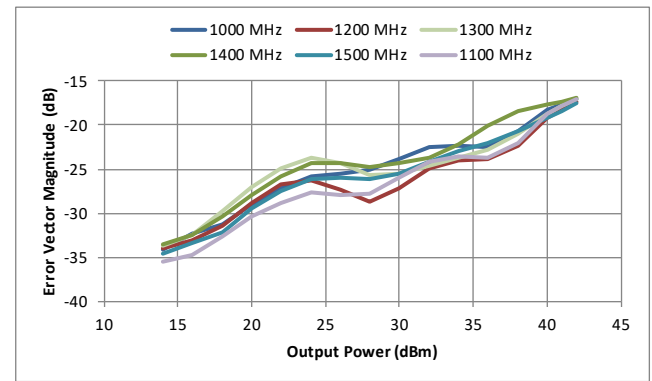
Harmonics (@ Psat)



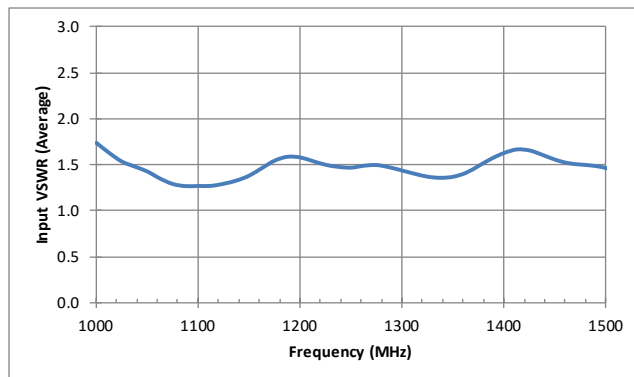
Error Vector Magnitude (%) [w/ OFDM Waveform]



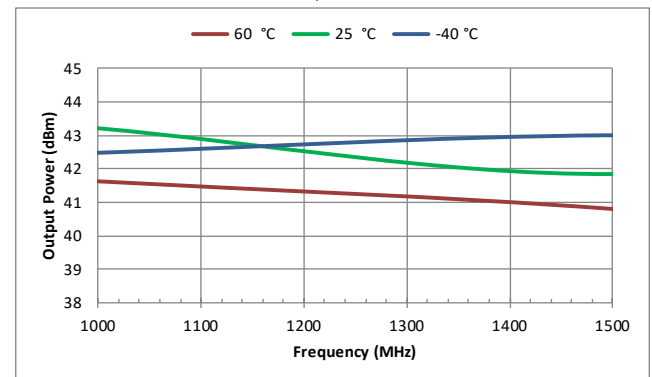
Error Vector Magnitude (dB) [w/ OFDM Waveform]



VSWR

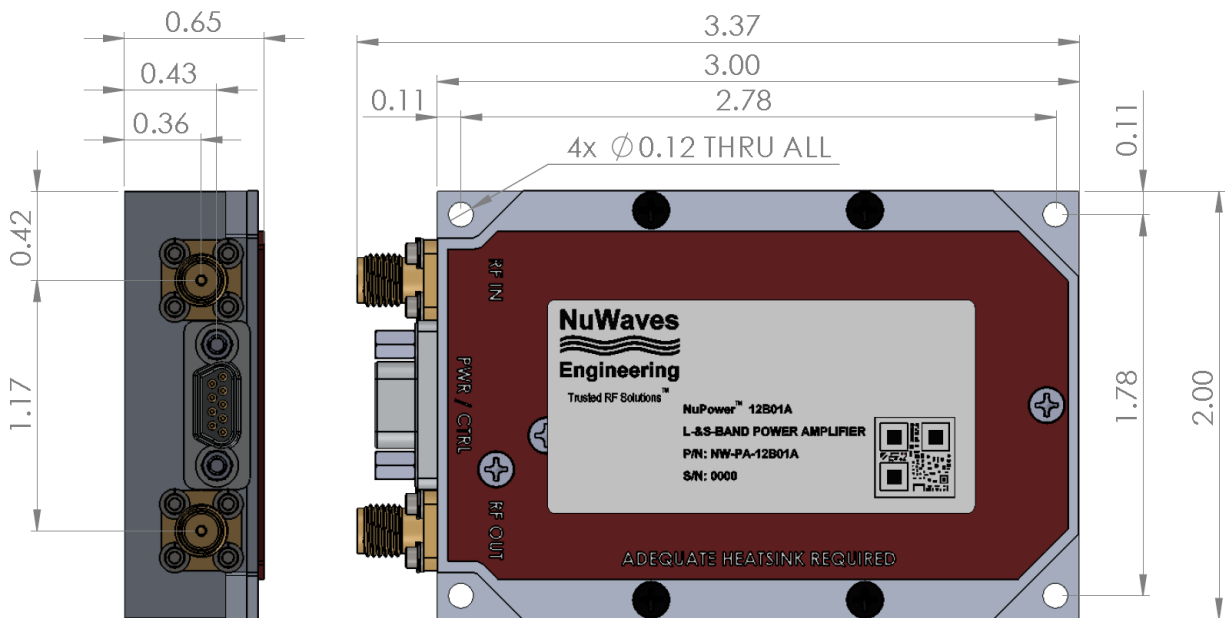


Power Out vs. Temperature (ambient)



NuPower™ 12B01A-01 Power Amplifier

Mechanical Outline



Accessory Part Numbers

Part Number	Description
NW-FL-05LPLE-2500-SFSF-M01	Harmonic Filter Module
NW-PA-ACC-CB09MA	Standard Interface Cable Assembly - Flying Leads (included with module)
NW-PA-ACC-CT09MA	Upgraded Interface Cable Assembly - Banana Plug Termination
NW-PA-ACC-KT01	Accessory Kit, which includes Fan-Cooled Heatsink and Upgraded Interface Cable
NW-PA-ACC-HS02	Heatsink with Integrated Fan

Pinout

Function	I/O	Pin
DC Power (+11 to +32 VDC)	I	1, 2
Ground	I	3, 4
RF Enable 0V or GND = RF ON +5V or NC = RF OFF	I	5
No Connect	-	6, 7, 9
Over Temperature Flag 0V = temperature fault +5V = no fault	O	8

For information on product disposal (end-of-life), please refer to this document:
<https://nuwaves.com/wp-content/uploads/Product-Disposal-End-of-Life.pdf>

Contact NuWaves



NuWaves RF Solutions
 132 Edison Drive
 Middletown, OH 45044

www.nuwaves.com
sales@nuwaves.com
 513.360.0800

