



.100" [2.54 mm] Contact Centers, Jumpers Open / Closed Top

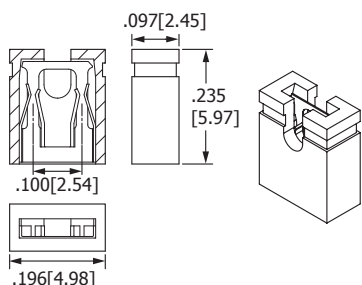
SPECIFICATIONS

- Insulator Material: Nylon, PBT, PA9T, PPS, PEEK
- Contact Material: Phosphor Bronze, Brass, Beryllium Copper, Beryllium Nickel, Spinodal
- Plating: Gold Flash Overall
- 3 Amps current rating
- UL Flammability Rating: 94V-0/94V-2
- Dual Beam Contacts

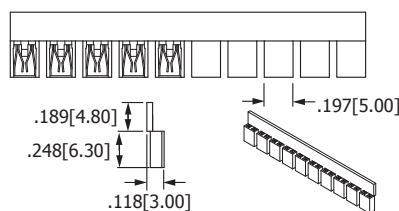
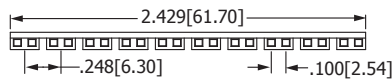
DIMENSIONS

Dimensions in [] are in millimeters, all others are in inches.

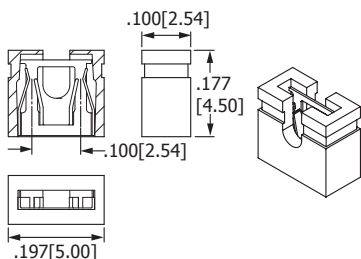
OPEN TOP - SINGLE CIRCUIT



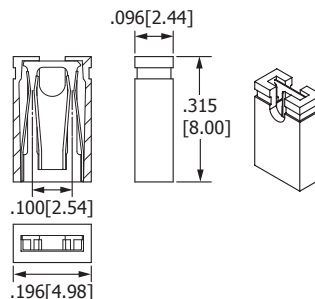
QPC02SXGN-RC



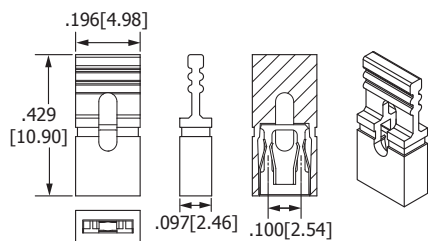
QPC02SXHN-M290RC (Strip of 10)



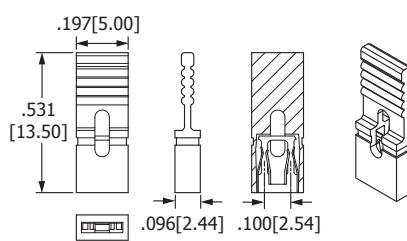
SPC02SXCN-RC



SPC02SXIN-RC

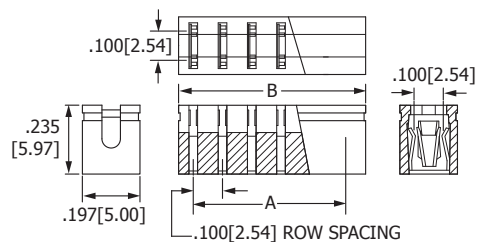


NPC02SXNN-RC
High Temperature Options Available
Example P/N: ADC02SXNN-S328



NPC02SXON-RC

OPEN TOP - CHOICE OF CIRCUITS



QPC02_XGN-RC

PART NUMBER	CIRCUITS	A		B	
		in	mm	in	mm
QPC02DXGN-RC	2	0.100	2.54	0.200	5.08
QPC02TXGN-RC	3	0.200	5.08	0.300	7.62
QPC02QXGN-RC	4	0.300	7.62	0.400	10.16
QPC02UXGN-RC	5	0.400	10.16	0.500	12.70
QPC02EXGN-RC	6	0.500	12.70	0.600	15.24
QPC02PXGN-RC	7	0.600	15.24	0.700	17.78
QPC02CXGN-RC	8	0.700	17.78	0.800	20.32
QPC02NXGN-RC	9	0.800	20.32	0.900	22.86
QPC02AXGN-RC	10	0.900	22.86	1.000	25.40
QPC02RXGN-RC	13	1.200	30.48	1.300	33.02



.100" [2.54 mm] Contact Centers, Jumpers Open / Closed Top

PART NUMBER OPTIONS

MATERIALS (INSULATOR/CONTACT)

- N = Nylon/Phosphor Bronze
- S = PBT/Phosphor Bronze
- Q = PBT/Brass

High Temperature Options

(Available for 'XN' profile only)

- A = Brown PPS/Beryllium Copper
Operating Temperature: -65°C to +150°C
(Requires -S328 modification code)
- J = Black PA9T/Beryllium Copper
Operating Temperature: -65°C to +150°C
- M = White PA9T/Beryllium Copper
Operating Temperature: -65°C to +150°C
- F = Green PPS/Spinodal
Operating Temperature: -65°C to +200°C
- W = Tan PEEK/Beryllium Nickel
Operating Temperature: -65°C to +250°C

CONTACT FINISH - RoHS Compliant

- P = Gold Flash Overall (Material codes 'N', 'S', and 'Q' only)
- T = Tin Plate Overall ('YA' Profile only, see below)
- S = .000010" Gold Overall ('YA' Profile or high temperature only)
- D = .000030" Gold Overall (High temperature materials only)

CONTACT CENTERS

- C = .100" [2.54 mm]

NUMBER OF POSITIONS

- 02 Positions Only

S P C 02 S VD N - RC

MODIFICATION CODE

- RC (Omit for 'YA' profile)
- M290RC = Strip of 10 jumpers
(QPC02SXHN-M290RC only)

High Temperature Options

- Omit -RC
- S328 = Brown PPS (Material code 'A' only)

MOUNTING STYLE

- N = No Mounting

PROFILE & TYPE

- VD, VG, VJ, VK, XC, XG, XH, XI, XN, XO, YA

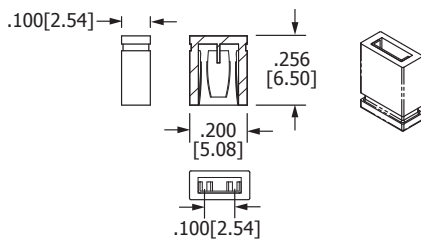
NUMBER OF ROWS

- S = 1 Circuit
- D = 2 Circuits
- T = 3 Circuits
- Q = 4 Circuits
- U = 5 Circuits
- E = 6 Circuits
- P = 7 Circuits
- C = 8 Circuits
- N = 9 Circuits
- A = 10 Circuits
- R = 13 Circuits

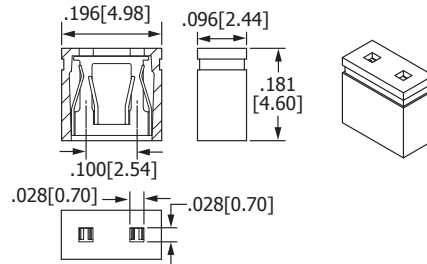
DIMENSIONS Dimensions in [] are in millimeters, all others are in inches.

CLOSED TOP - SINGLE CIRCUIT

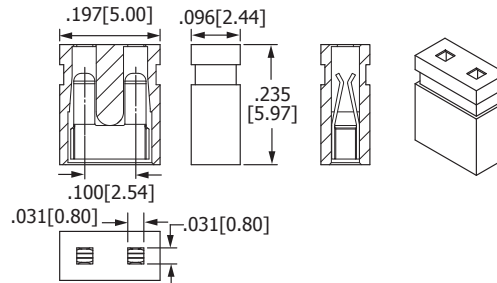
STANDARD



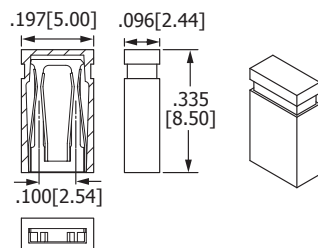
STC02SYAN
SPC02SYAN
SSC02SYAN



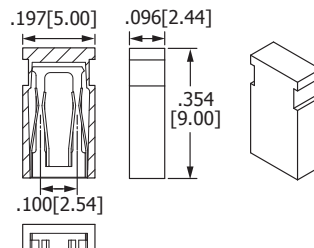
SPC02SVDN-RC



SPC02SVGN-RC



SPC02SVJN-RC



SPC02SVKN-RC