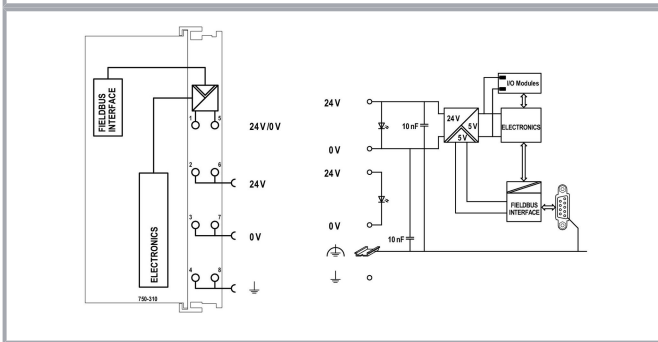
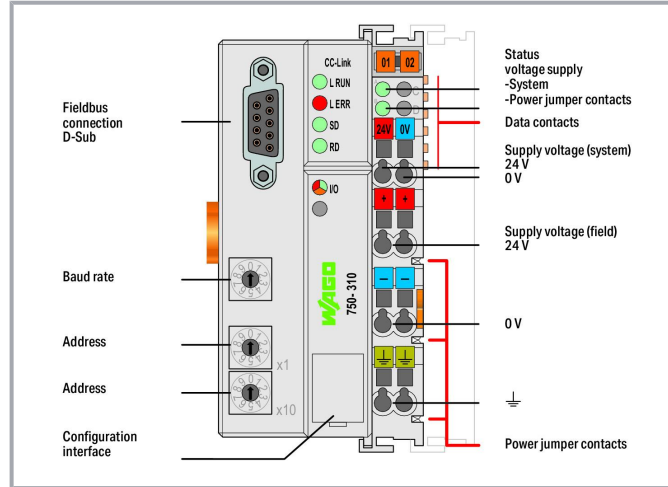




Color: —



Item description

This fieldbus coupler connects the WAGO I/O System as a slave to the CC-Link fieldbus.

Subject to changes. Please also observe the further product documentation!

WAGO GmbH & Co. KG
 Hansastr. 27
 32423 Minden
 Phone: +49571 887-0 | Fax: +49571 887-169
 Email: info.de@wago.com | Web: www.wago.com

Do you have any questions about our products?
 We are always happy to take your call at +49 (571) 887-44222.



The fieldbus coupler detects all connected I/O modules and creates a local process image. This process image may include a mixed arrangement of analog (word-by-word data transfer) and digital (bit-by-bit data transfer) modules.

The process image can be transferred via the CC-Link fieldbus to the memory of the control system.

The local process image is divided into two data zones containing the data received and the data to be sent. The process data can be sent via CC-Link to a control system for further processing. The process output data is sent via CC-Link.

The data of the analog modules is stored in the process image that is created automatically according to the order in which the modules are connected to the coupler. The bits of the digital modules are sent byte by byte and added to the analog data. If the amount of digital I/O information exceeds eight bits, the coupler automatically starts with a new byte.

Data

Technical data

| | |
|-------------------------------------------------------|--------------------------------------------------------------------------------------|
| Communication | CC-Link |
| Number of fieldbus nodes on master (max.) | 64 |
| Baud rate | 156 kBd ... 10 MBd |
| Bus segment length (max.) | 1200 m |
| Transmission medium | Shielded Cu cable 2 / 3 x 0.5 mm ² |
| Station addresses | 4/1 ... 4 |
| Number of modules per node (max.) | 64 |
| Input and output process image (fieldbus) max. | 48 bytes/48 bytes |
| Input process image (note) | 14-byte digital, 2-byte system, 32-byte analog |
| Output process image (note) | 14-byte digital, 2-byte system, 32-byte analog |
| Supply voltage (system) | 24 VDC (-25 ... +30 %); via pluggable connector (CAGE CLAMP [®] connection) |
| Current consumption (5 V system supply) | 300 mA |
| Total current (system supply) | 1,700 mA |
| Supply voltage (field) | 24 VDC (-25 ... +30 %); via power jumper contacts |
| Input current (typ.) at nominal load (24 V) | 500 mA |
| Power supply efficiency (typ.) at nominal load (24 V) | 87 % |
| Isolation | 500 V system/field |
| Number of outgoing power jumper contacts | 3 |
| Current carrying capacity (power jumper contacts) | 10 A |

Connection data

| | |
|-----------------------------------------------|-----------------------------|
| Connection technology: communication/fieldbus | CC-Link: 1 x D-Sub 9 socket |
| Connection technology: field supply | 6 x CAGE CLAMP [®] |
| Connection technology: system supply | 2 x CAGE CLAMP [®] |

Subject to changes. Please also observe the further product documentation!



| | |
|---------------------------------------------|----------------------------------------------|
| Connection technology: device configuration | 1 x Male connector; 4-pole |
| Connection type 1 | System/field supply |
| Solid conductor | 0.08 ... 2.5 mm ² / 28 ... 14 AWG |
| Fine-stranded conductor | 0.08 ... 2.5 mm ² / 28 ... 14 AWG |
| Strip length | 8 ... 9 mm / 0.31 ... 0.35 inches |

Physical data

| | |
|-----------------------------------|------------------------|
| Width | 50.5 mm / 1.988 inches |
| Height | 100 mm / 3.937 inches |
| Depth | 71.1 mm / 2.799 inches |
| Depth from upper-edge of DIN-rail | 63.9 mm / 2.516 inches |

Mechanical Data

| | |
|---------------|-------------|
| Mounting type | DIN-35 rail |
|---------------|-------------|

Material Data

| | |
|--------------------|------------------------------|
| Color | light gray |
| Housing material | Polycarbonate; polyamide 6.6 |
| Fire load | 2.544 MJ |
| Weight | 209.4 g |
| Conformity marking | CE |

Environmental requirements

| | |
|----------------------------------------------------------------------------------|---------------------------------------|
| Ambient temperature (operation) | 0 ... +55 °C |
| Ambient temperature (storage) | -25 ... +85 °C |
| Protection type | IP20 |
| Pollution degree | 2 per IEC 61131-2 |
| Operating altitude | 0 ... 2000 m / 0 ... 6562 ft |
| Mounting position | horizontal (standing/lying); vertical |
| Relative humidity (without condensation) | 95 % |
| Vibration resistance | per IEC 60068-2-6 |
| Shock resistance | 15g per IEC 60068-2-27 |
| EMC immunity to interference | per EN 61000-6-2 |
| EMC emission of interference | per EN 61000-6-4 |
| Exposure to pollutants | Per IEC 60068-2-42 and IEC 60068-2-43 |
| Permissible H ₂ S contaminant concentration at a relative humidity 75 | 10 ppm |

Subject to changes. Please also observe the further product documentation!

WAGO GmbH & Co. KG
 Hansastr. 27
 32423 Minden
 Phone: +49571 887-0 | Fax: +49571 887-169
 Email: info.de@wago.com | Web: www.wago.com

Do you have any questions about our products?
 We are always happy to take your call at +49 (571) 887-44222.



%

Permissible SO₂ contaminant concentration at a relative humidity 75 25 ppm

%

Commercial data

| | |
|-----------------------|-----------------|
| Product Group | 15 (I/O System) |
| eCl@ss 10.0 | 27-24-26-07 |
| eCl@ss 9.0 | 27-24-26-07 |
| ETIM 8.0 | EC001603 |
| ETIM 7.0 | EC001603 |
| PU (SPU) | 1 pcs |
| Packaging type | box |
| Country of origin | DE |
| GTIN | 4045454526771 |
| Customs tariff number | 85176200000 |

Environmental Product Compliance

| | |
|-------------------------------------------|--------------------------------------------------------------------------------------------------------------------------------------------------------------------------------------------------|
| CAS-No. | 11120-22-2 12060-00-3 1303-86-2 1317-36-8 541-02-6 7439-92-1 79-94-7 |
| REACH Candidate List Substance | 2,2',6,6'-tetrabromo-4,4'-isopropylidenediphenol Decamethylcyclopentasiloxane [D5] Diboron trioxide Lead Lead monoxide Lead silicate Lead titanium oxide (PbTiO ₃) |
| RoHS Compliance Status | Compliant,With Exemption |
| RoHS Exemption | 6(c) 7(a) 7(c)-I 7(c)-II |
| SCIP notification number (Bulgaria) | e2546132-b6b0-42cc-a492-7dea5f22e12b |
| SCIP notification number (Czech Republic) | c6ec2b4b-0095-47b5-8fa7-af7c2fe8aa57 |




Subject to changes. Please also observe the further product documentation!

WAGO GmbH & Co. KG
Hansastr. 27
32423 Minden
Phone: +49571 887-0 | Fax: +49571 887-169
Email: info.de@wago.com | Web: www.wago.com



Do you have any questions about our products?
We are always happy to take your call at +49 (571) 887-44222.

Approvals / Certificates

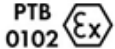


General approvals

| Logo | Approval | Additional Approval Text | Certificate name |
|----------------------------------------------------------------------------------|-----------------------------------------------------------|--------------------------|-----------------------------|
|  | EAC Brjansker Zertifizierungsstelle | TP TC 020/2011 | EAC RU C-DE.AM02.B.00087/19 |
|  | KC National Radio Research Agency | Article 58-2, Clause 3 | MSIP-REM-W43-FBC750 |
|  | UL Underwriters Laboratories Inc. (ORDINARY LOCATIONS) | UL 508 | E175199 Sec.1 |

Declarations of conformity and manufacturer's declarations

| Logo | Approval | Additional Approval Text | Certificate name |
|------------------------------------------------------------------------------------|----------------------------------------------------|--------------------------|------------------|
|  | EU-Declaration of Conformity WAGO GmbH & Co. KG | - | - |
|  | UK-Declaration of Conformity WAGO GmbH & Co. KG | - | - |





Approvals for hazardous areas

| Logo | Approval | Additional Approval Text | Certificate name |
|------------------------------------------------------------------------------------|----------------------------------------|--------------------------|--------------------------------------------------|
|  | ATEX TUEV Nord Cert GmbH | EN 60079-0 | TUEV_14_ATEX_148929_X (II 3 G Ex ec IIC T4 Gc) |
|  | CCC CNEX | CNCA-C23-01 | 2020312310000213 (Ex ec IIC T4 Gc) |
|  | EAC Brjansker Zertifizierungsstelle | TP TC 012/2011 | EAC RU C-DE.AM02.B.00163/19 (2Ex nA IIC T4 Gc X) |

Subject to changes. Please also observe the further product documentation!









WAGO GmbH & Co. KG
Hansastr. 27
32423 Minden
Phone: +49571 887-0 | Fax: +49571 887-169
Email: info.de@wago.com | Web: www.wago.com

Do you have any questions about our products?
We are always happy to take your call at +49 (571) 887-44222.

| | | | |
|----------------------------------------------------------------------------------|---------------------------------------------------------------|-------------|------------------------------------------|
|  | IECEX TUEV Nord Cert GmbH | IEC 60079-0 | IECEX TUN 14.0035 X (Ex ec IIC T4 Gc) |
|  | INMETRO TÜV Rheinland do Brasil Ltda. | IEC 60079-0 | BR-Ex_TÜV 12.1297 X |
|  | UKEx WAGO GmbH & Co. KG | EN 60079-0 | UKCA_WAGO22UKEX003X_ec |
|  | UL Underwriters Laboratories Inc. (HAZARDOUS LOCATIONS) | UL 121201 | E198726 Sec.1 |

Optional accessories

Shield termination

| Shield clamping saddles | | |
|------------------------------------------------------------------------------------|---------------------------------------------------------------------------------------------------------------|----------------------------------------------------------------|
|  | Item no.: 790-116 Shield clamping saddle; 19 mm wide; diameter of compatible conductor; 7 ... 16 mm | www.wago.com/790-116 |
|  | Item no.: 790-124 Shield clamping saddle; 27 mm wide; diameter of compatible conductor; 6 ... 24 mm | www.wago.com/790-124 |
|  | Item no.: 790-108 Shield clamping saddle; 11 mm wide; diameter of compatible conductor; 3 ... 8 mm | www.wago.com/790-108 |
|  | Item no.: 790-140 Shield clamping saddle; diameter of compatible conductor | www.wago.com/790-140 |
|  | Item no.: 790-216 Shield clamping saddle; 21.8 mm wide; 6 ... 16 mm | www.wago.com/790-216 |
|  | Item no.: 790-220 Shield clamping saddle; 30 mm wide; 6 ... 20 mm | www.wago.com/790-220 |
|  | Item no.: 790-208 Shield clamping saddle; 12.4 mm wide; 3 ... 8 mm | www.wago.com/790-208 |
| Communication | | |
| Communication cable | | |
|  | Item no.: 750-923 Configuration cable; USB connector; Length: 2.5 m | www.wago.com/750-923 |

Subject to changes. Please also observe the further product documentation!



Item no.: 750-923/000-001
Configuration cable; USB connector; Length: 5 m

www.wago.com/750-923/000-001

System housing

System enclosure



Item no.: 850-814/002-000
IP65 enclosure; Sheet steel (RAL 7035); WxHxD (200x120x200 mm); without flange plate

www.wago.com/850-814/002-000



Item no.: 850-815/002-000
IP65 enclosure; Sheet steel (RAL 7035); WxHxD (300x120x200 mm); without flange plate

www.wago.com/850-815/002-000



Item no.: 850-816/002-000
IP65 enclosure; Sheet steel (RAL 7035); WxHxD (400x120x200 mm); without flange plate

www.wago.com/850-816/002-000



Item no.: 850-817/002-000
IP65 enclosure; Sheet steel (RAL 7035); WxHxD (600x120x200 mm); without flange plate

www.wago.com/850-817/002-000



Item no.: 850-825
IP65 enclosure; Aluminium (RAL 7032); WxHxD (160x100x160 mm); 9 x M12, 4 x M20

www.wago.com/850-825



Item no.: 850-826
IP65 enclosure; Aluminium (RAL 7032); WxHxD (240x100x160 mm); 4 x M20, 4 x M16, 14 x M12 cable grip

www.wago.com/850-826



Item no.: 850-827
IP65 enclosure; Aluminium (RAL 7032); WxHxD (320x100x160 mm); 4 x M20, 8 x M16, 17 x M12 cable grip

www.wago.com/850-827



Item no.: 850-827/002-000
IP65 enclosure; Aluminium (RAL 7035); WxHxD (320x100x160 mm); 4 x M20, 8 x M16, 17 x M12 cable grip

www.wago.com/850-827/002-000



Item no.: 850-826/002-000
IP65 enclosure; Aluminium (RAL 7035); WxHxD (240x100x160 mm); 4 x M20, 4 x M16, 14 x M12 cable grip

www.wago.com/850-826/002-000



Item no.: 850-828/002-000
IP65 enclosure; Aluminium (RAL 7035); WxHxD (480x100x160 mm); 4 x M20, 10 x M16, 35 x M12 cable grip

www.wago.com/850-828/002-000



Item no.: 850-828
IP65 enclosure; Aluminium (RAL 7032); WxHxD (480x100x160 mm); 4 x M20, 10 x M16, 35 x M12 cable grip

www.wago.com/850-828



Item no.: 850-834
IP65 enclosure; Polyester (RAL 7032); WxHxD (164x100x164 mm); 9 x M12, 4 x M20

www.wago.com/850-834

Item no.: 850-835

Subject to changes. Please also observe the further product documentation!



IP65 enclosure; Polyester (RAL 7032); WxHxD (244x100x164 mm); 4 x M20, 4 x M16, 14 x M12 cable grip

www.wago.com/850-835



Item no.: 850-836

IP65 enclosure; Polyester (RAL 7032); WxHxD (324x100x164 mm); 4 x M20, 8 x M16, 17 x M12 cable grip

www.wago.com/850-836

Cables and pluggable connectors

Connector plug



Item no.: 750-965

Fieldbus Connector CC-Link; with D-sub male connector; 9-pole

www.wago.com/750-965

Carrier rail

Mounting accessories



Item no.: 210-197

Steel carrier rail; 35 x 15 mm; 1.5 mm thick; 2 m long; slotted; similar to EN 60715; silver-colored

www.wago.com/210-197



Item no.: 210-198

Copper carrier rail; 35 x 15 mm; 2.3 mm thick; 2 m long; unslotted; according to EN 60715; copper-colored

www.wago.com/210-198



Item no.: 210-504

Steel carrier rail; 35 x 7.5 mm; 1 mm thick; 2 m long; slotted; galvanized; according to EN 60715; silver-colored

www.wago.com/210-504



Item no.: 210-505

Steel carrier rail; 35 x 7.5 mm; 1 mm thick; 2 m long; unslotted; galvanized; according to EN 60715; silver-colored

www.wago.com/210-505



Item no.: 210-506

Steel carrier rail; 35 x 15 mm; 1.5 mm thick; 2 m long; unslotted; galvanized; similar to EN 60715; silver-colored

www.wago.com/210-506



Item no.: 210-508

Steel carrier rail; 35 x 15 mm; 1.5 mm thick; 2 m long; slotted; galvanized; similar to EN 60715; silver-colored

www.wago.com/210-508



Item no.: 210-113

Steel carrier rail; 35 x 7.5 mm; 1 mm thick; 2 m long; unslotted; according to EN 60715; silver-colored

www.wago.com/210-113



Item no.: 210-118

Steel carrier rail; 35 x 15 mm; 2.3 mm thick; 2 m long; unslotted; according to EN 60715; silver-colored

www.wago.com/210-118



Item no.: 210-112

Steel carrier rail; 35 x 7.5 mm; 1 mm thick; 2 m long; slotted; according to EN 60715; "Hole width 25 mm; silver-colored

www.wago.com/210-112



Item no.: 210-114

Steel carrier rail; 35 x 15 mm; 1.5 mm thick; 2 m long; unslotted; similar to EN 60715; silver-colored

www.wago.com/210-114



Item no.: 210-115

Steel carrier rail; 35 x 7.5 mm; 1 mm thick; 2 m long; slotted; according to EN 60715; "Hole width 18 mm; silver-colored

www.wago.com/210-115

Subject to changes. Please also observe the further product documentation!

WAGO GmbH & Co. KG

Hansastr. 27


32423 Minden

Phone: +49571 887-0 | Fax: +49571 887-169

Email: info.de@wago.com | Web: www.wago.com

Do you have any questions about our products?

We are always happy to take your call at +49 (571) 887-44222.

**Item no.: 210-196**Aluminum carrier rail; 35 x 8.2 mm; 1.6 mm thick; 2 m long; unslotted; similar to EN 60715; silver-colored www.wago.com/210-196**Marking accessories**

Marker carrier

**Item no.: 750-103**

Group marker carrier

www.wago.com/750-103

Marker

Item no.: 2009-145/000-006

Mini-WSB Inline; for Smart Printer; 1700 pieces on roll; stretchable 5 - 5.2 mm; plain; snap-on type; blue

www.wago.com/2009-145/000-006**Item no.: 2009-145**

Mini-WSB Inline; for Smart Printer; 1700 pieces on roll; stretchable 5 - 5.2 mm; plain; snap-on type; white

www.wago.com/2009-145**Item no.: 2009-145/000-002**

Mini-WSB Inline; for Smart Printer; 1700 pieces on roll; stretchable 5 - 5.2 mm; plain; snap-on type; yellow

www.wago.com/2009-145/000-002**Item no.: 2009-145/000-007**

Mini-WSB Inline; for Smart Printer; 1700 pieces on roll; stretchable 5 - 5.2 mm; plain; snap-on type; gray

www.wago.com/2009-145/000-007**Item no.: 2009-145/000-005**

Mini-WSB Inline; for Smart Printer; 1700 pieces on roll; stretchable 5 - 5.2 mm; plain; snap-on type; red

www.wago.com/2009-145/000-005**Item no.: 2009-145/000-012**

Mini-WSB Inline; for Smart Printer; 1700 pieces on roll; stretchable 5 - 5.2 mm; plain; snap-on type; orange

www.wago.com/2009-145/000-012**Item no.: 2009-145/000-023**

Mini-WSB Inline; for Smart Printer; 1700 pieces on roll; stretchable 5 - 5.2 mm; plain; snap-on type; green

www.wago.com/2009-145/000-023**Item no.: 2009-145/000-024**

Mini-WSB Inline; for Smart Printer; 1700 pieces on roll; stretchable 5 - 5.2 mm; plain; snap-on type; violet

www.wago.com/2009-145/000-024**Item no.: 248-501/000-006**

Mini-WSB marking card; as card; not stretchable; plain; snap-on type; blue

www.wago.com/248-501/000-006**Item no.: 248-501/000-007**

Mini-WSB marking card; as card; not stretchable; plain; snap-on type; gray

www.wago.com/248-501/000-007

Subject to changes. Please also observe the further product documentation!

WAGO GmbH & Co. KG

Hansastr. 27

32423 Minden

Phone: +49571 887-0 | Fax: +49571 887-169

Email: info.de@wago.com | Web: www.wago.com

Do you have any questions about our products?

We are always happy to take your call at +49 (571) 887-44222.



Item no.: 248-501/000-002
Mini-WSB marking card; as card; not stretchable; plain; snap-on type; yellow

www.wago.com/248-501/000-002



Item no.: 248-501/000-012
Mini-WSB marking card; as card; not stretchable; plain; snap-on type; orange

www.wago.com/248-501/000-012



Item no.: 248-501
Mini-WSB marking card; as card; not stretchable; plain; snap-on type; white

www.wago.com/248-501



Item no.: 248-501/000-017
Mini-WSB marking card; as card; not stretchable; plain; snap-on type; light green

www.wago.com/248-501/000-017



Item no.: 248-501/000-005
Mini-WSB marking card; as card; not stretchable; plain; snap-on type; red

www.wago.com/248-501/000-005



Item no.: 248-501/000-024
Mini-WSB marking card; as card; not stretchable; plain; snap-on type; violet

www.wago.com/248-501/000-024



Item no.: 248-501/000-023
Mini-WSB marking card; as card; not stretchable; plain; snap-on type; green

www.wago.com/248-501/000-023



Item no.: 750-100
Marker card; as a DIN A4 sheet; plain

www.wago.com/750-100

Group marker carrier



Item no.: 750-106
Group marker carrier

www.wago.com/750-106

Downloads

Documentation

Manual

| | | | |
|------------------------------------------------------------------------------|-----------------------|---------------|----------|
| System Manual WAGO I/O System 750/753 Decentralized Automation Technology | V 3.3.0 2023 May 4 | pdf 8.8 MB | Download |
| CC-Link Fieldbus Coupler 156 kBaud - 10 MBaud, digital and analog signals | 2011 Jun 29 | 2.2 MB | Download |

Subject to changes. Please also observe the further product documentation!



System Manual Series 750/753

[URL](#)

[Download](#)

Online HTML

Bid Text

| | | | |
|------------------------|-------------|---------------|--------------------------|
| 750-310 X81 - Datei | 2019 Feb 19 | xml 6.3 kB | Download |
|------------------------|-------------|---------------|--------------------------|

| | | | |
|------------------------|-------------|----------------|--------------------------|
| 750-310 doc - Datei | 2017 Jul 21 | doc 30.2 kB | Download |
|------------------------|-------------|----------------|--------------------------|

Instruction Leaflet

| | | | |
|----------------------------------------------------------------|-------------|-----------------|--------------------------|
| CCC Ex (Additional information) WAGO-I/O-SYSTEM *750-****/* | 2023 Apr 26 | pdf 163.6 kB | Download |
|----------------------------------------------------------------|-------------|-----------------|--------------------------|

System Description

| | | | |
|---------------------------------------------------------|--|---------------|--------------------------|
| 750/753 Series I/O-System – General Product Information | | pdf 1.7 MB | Download |
|---------------------------------------------------------|--|---------------|--------------------------|

| | | | |
|-------------------------------------------|--|-----------------|--------------------------|
| Overview on WAGO-I/O-SYSTEM 750 approvals | | pdf 789.0 kB | Download |
|-------------------------------------------|--|-----------------|--------------------------|

Additional Information

| | | | |
|-------------------------------------------------------------------------------------|------------------------|---------------|--------------------------|
| Disposal and Recycling Electrical and electronic equipment, Batteries, Packaging | V 1.1.0 2022 Aug 18 | pdf 2.2 MB | Download |
|-------------------------------------------------------------------------------------|------------------------|---------------|--------------------------|

Runtime Software

Firmware

| | | | |
|----------------------------------------------------------------------|---------------------|-----------------|--------------------------|
| 0750-0310, Feldbuskoppler CC-Link WAGO_FW0750-0310_V000000_IX03_S | V 03 2021 Oct 18 | zip 496.8 kB | Download |
|----------------------------------------------------------------------|---------------------|-----------------|--------------------------|

CAD/CAE-Data

CAE data

| | | | |
|---------------------------|--|---------------------|--------------------------|
| EPLAN Data Portal 750-310 | | URL | Download |
|---------------------------|--|---------------------|--------------------------|

| | | | |
|------------------------|--|---------------------|--------------------------|
| WSCAD Universe 750-310 | | URL | Download |
|------------------------|--|---------------------|--------------------------|

Subject to changes. Please also observe the further product documentation!



ZUKEN Portal 750-310

[URL](#)

[Download](#)

CAD data

2D/3D Models 750-310

[URL](#)

[Download](#)

Device Files

Device Driver

WAGO USB Service Kabel Treiber / Serie 750 und 857

6.5.3.0

2014 Sep 10

zip

4.8 MB

[Download](#)

Environmental Product Compliance

Compliance Search

Environmental Product Compliance 750-310

[URL](#)

[Download](#)

Fieldbus Coupler CC-Link

Installation Notes

Product family

WAGO I/O System 750/753

[Show all products from the family](#)

Subject to changes. Please also observe the further product documentation!

WAGO GmbH & Co. KG

Hansastr. 27

32423 Minden

Phone: +49571 887-0 | Fax: +49571 887-169

Email: info.de@wago.com | Web: www.wago.com

Do you have any questions about our products?

We are always happy to take your call at +49 (571) 887-44222.