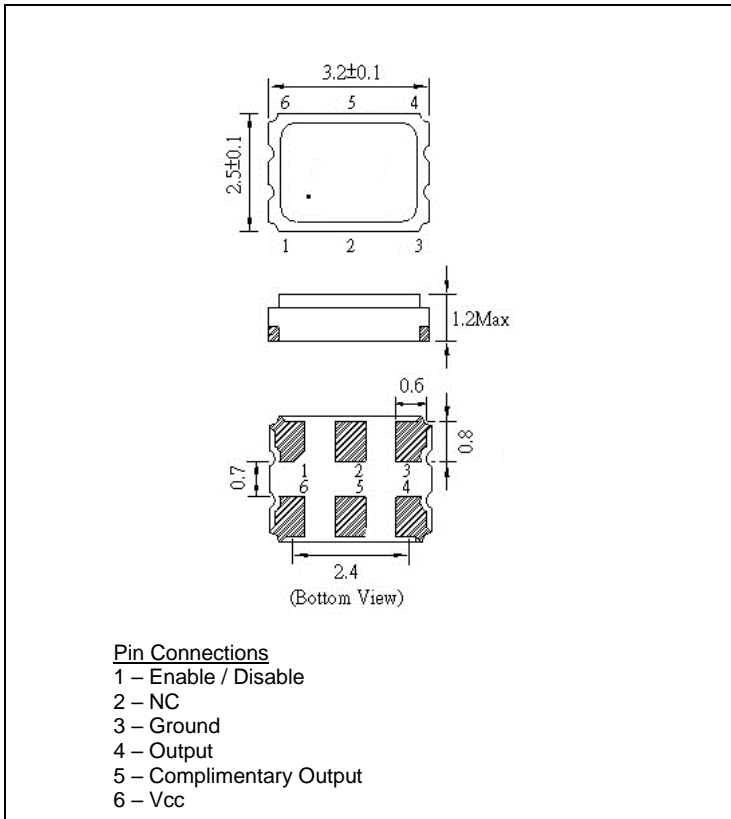


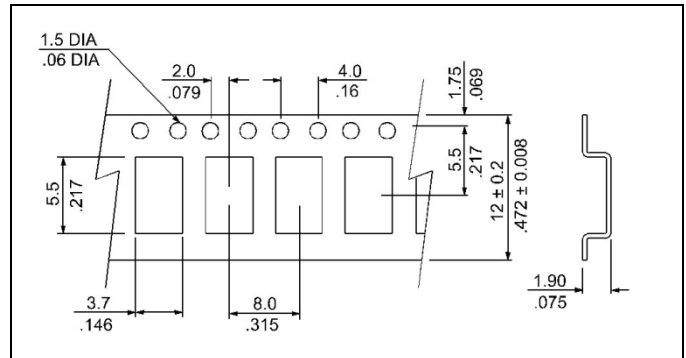
ELECTRICAL SPECIFICATION

PARAMETER	SYMBOL	CONDITIONS	VALUE	UNIT
Nominal Frequency	fo	Ta= +25°C	156.257812	MHz
Supply Voltage	Vcc	Vcc ±5%	3.3	VDC
Supply Current, max	Is	Vcc ±5%; Ta= +25°C	40	mA
Operating Temperature Range	Ta	---	-40 ~ +85	°C
Storage Temperature Range	T(stg)	Absolute max	-55 ~ +125	°C
Output Logic Type	---		LVDS	
Overall Freq. Stability, max.	Δf/fo	Inclusive of 25°C Tolerance and Changes due to Operating Temperature, Supply Voltage, Load, Aging, Shock and Vibration	±20	ppm
Output Voltage	VO _L	Logic "0" Level	0.9 min	VDC
	VO _H	Logic "1" Level	1.6 max	VDC
Output Load	---	Connected between Out and Complementary Out	100	Ω
Enable / Disable Function	E/D	Pin 1: N.C. (Open) or High (0.7 x Vcc)	Pin 4 & 5 – Oscillation (Enabled)	
		Pin 1: Low (0.3 x Vcc)	Pin 4 & 5 – High Impedance (Disabled)	
Symmetry (Duty Cycle)	DC	@50% Vdd	45 ~ 55	%
Rise Time / Fall Time, max	tr / tf	@20% to 80% Vdd	1	ns
RMS Phase Jitter, max.	J	1σ, 12kHz < F _j < 20MHz	1	ps

MECHANICAL SPECIFICATION



CARRIER TAPE DIMENSIONS

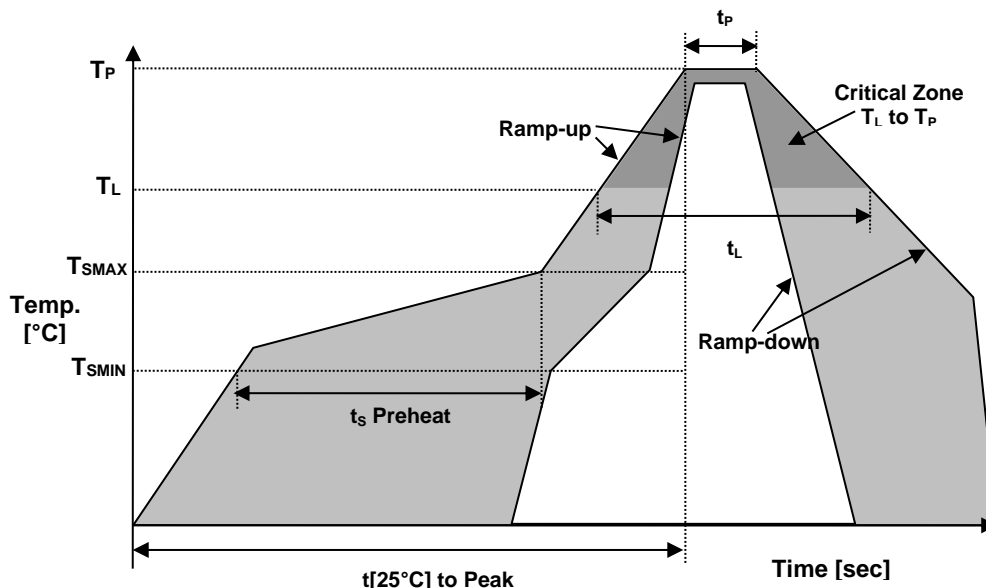


NOTE: REFER TO EIA-481 FOR DIMENSIONS NOT LISTED

PACKAGING

178 mm REEL DIAMETER
 12 mm TAPE WIDTH, 8 mm PITCH
 QUANTITY: 1000 PIECES PER REEL

REFLOW PROFILE



Reflow profile		
Temperature Min Preheat	T _{SMIN}	150°C
Temperature Max Preheat	T _{SMAX}	200°C
Time (T _{SMIN} to T _{SMAX})	t _s	60-180 sec.
Temperature	T _L	217°C
Peak Temperature	T _P	260°C
Ramp-up rate	R _{UP}	3°C/sec max.
Ramp-down rate	R _{DOWN}	6°C/sec max.
Time within 5°C of Peak Temperature	t _P	10 sec.
Time t[25°C] to Peak Temperature	t[25°C] to Peak	480 sec.
Time	t _L	60-150 sec.

ENVIRONMENTAL

PARAMETER	VALUE
MOISTURE SENSITIVITY LEVEL	1
RoHS	Compliant
REACH-SVHC	Compliant
HALOGEN-FREE	Compliant
TERMINATION FINISH	Au





A RAMI TECHNOLOGY Company

LVDS CLOCK OSCILLATOR

Page 3 of 3

CL3225-156.257812-3.3-20-X-T-TR

MARKING

Rx156.2

•3DEyw

x – Internal Production ID code

y – Year code

w – Week code

YEAR CODE	
Year	Code
2015	5
2016	6
2017	7
2018	8
2019	9
2020	0
2021	1
2022	2
2023	3
2024	4
2025	5

ALPHA WEEK CODE TABLE					
Week	Code	Week	Code	Week	Code
1	a	19	s	37	K
2	b	20	t	38	L
3	c	21	u	39	M
4	d	22	v	40	N
5	e	23	w	41	O
6	f	24	x	42	P
7	g	25	y	43	Q
8	h	26	z	44	R
9	i	27	A	45	S
10	j	28	B	46	T
11	k	29	C	47	U
12	l	30	D	48	V
13	m	31	E	49	W
14	n	32	F	50	X
15	o	33	G	51	Y
16	p	34	H	52	Z
17	q	35	I		
18	r	36	J		

APPROVAL

RALTRON	
DRAWN BY:	AR, February 26, 2020
APPROVED BY:	CP, February 26, 2020
REVISION:	A, Initial Release

Raltron Electronics / RAMI Technology USA, LLC, including its affiliates, employees, agents and other persons acting on its behalf (collectively Raltron/RAMI Tech), disclaim any and all liability for any errors or inaccuracies contained in this data sheet. While Raltron/RAMI Tech has made every reasonable effort ensure the accuracy of all product information, specifications and data contained herein, Raltron/RAMI Tech does not guarantee that the information is accurate, reliable or current. The product information is provided only for reference purposes only and is subject to change, correction or revision, at any time without notice. Raltron/RAMI Tech does not assume any liability arising out of an application or use of any product described herein and disclaims any warranties expressed or implied. The user of products in such applications shall assume all risks of such use and will agree to hold Raltron/RAMI Tech, harmless against all damages.

Copyright © 2016, Raltron Electronics / RAMI Technology USA, LLC. All rights reserved. No part of this document may be reproduced in any form without the prior written permission of Raltron Electronics / RAMI Technology USA, LLC.