



LED Display Product Data Sheet LTS-5701AKF

Spec No.: DS30-2005-234

Effective Date: 02/10/2006

Revision: -

LITE-ON DCC

RELEASE

BNS-OD-FC001/A4

FEATURES

- * 0.56 inch (14.22 mm.) DIGIT HEIGHT.
- * CONTINUOUS UNIFORM SEGMENTS.
- * LOW POWER REQUIREMENT.
- * EXCELLENT CHARACTERS APPEARANCE.
- * HIGH BRIGHTNESS & HIGH CONTRAST.
- * WIDE VIEWING ANGLE.
- * SOLID STATE RELIABILITY.
- * CATEGORIZED FOR LUMINOUS INTENSITY.
- * **LEAD-FREE PACKAGE (ACCORDING TO ROHS)**

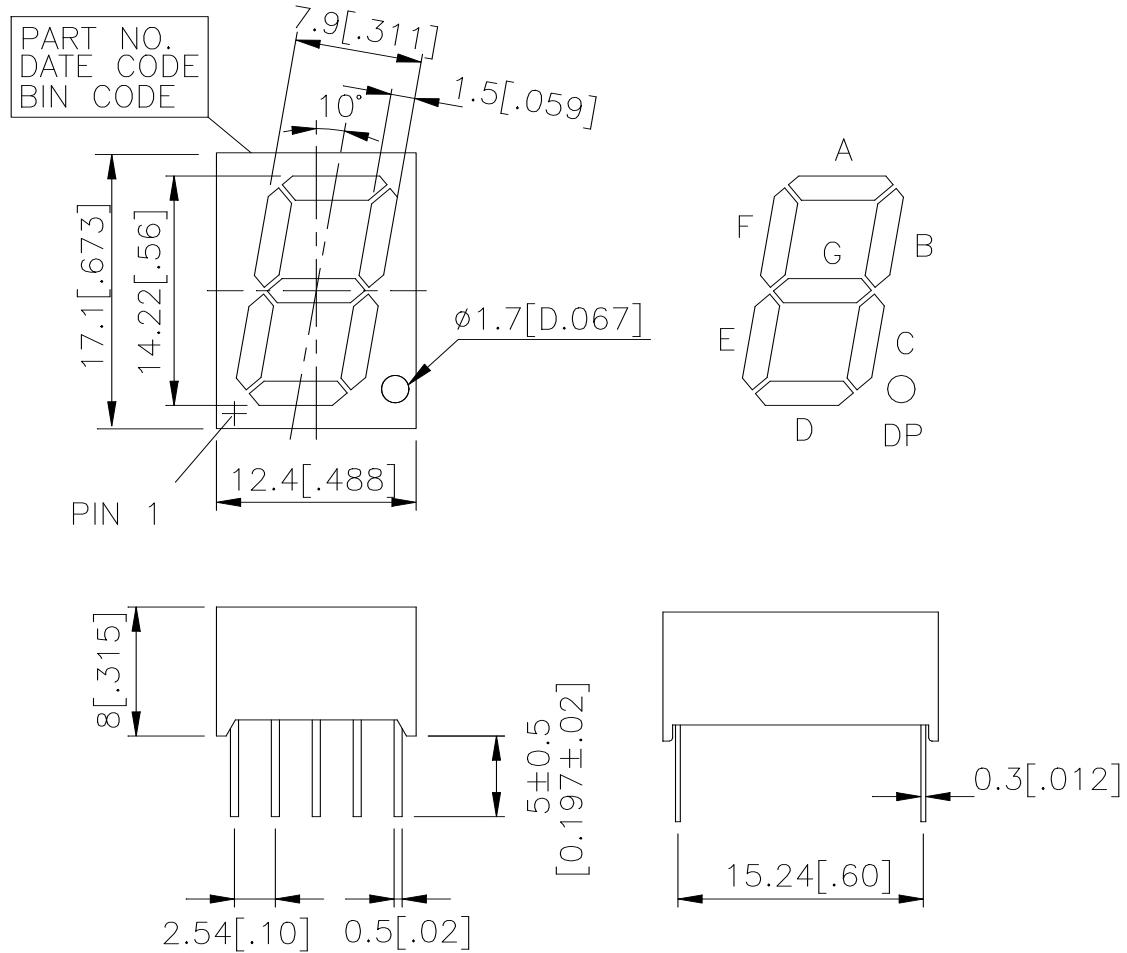
DESCRIPTION

The LTS-5701AKF is a 0.56 inch (14.22 mm) height digit display. The device utilizes AS-AllnGaP Yellow Orange LED chips (AllnGaP epi on GaAs substrate). The display has a gray face and white segments.

DEVICE

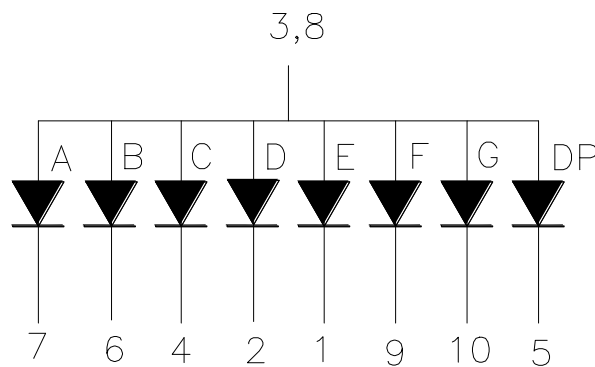
PART NO.	DESCRIPTION
AllnGaP Yellow Orange	Common Anode
LTS-5701AKF	Rt. Hand Decimal

PACKAGE DIMENSIONS



- NOTES: 1. All dimensions are in millimeters. Tolerances are ± 0.25mm unless otherwise noted.
2. Pin tip's shift tolerance is +/- 0.4 mm.

INTERNAL CIRCUIT DIAGRAM



PIN CONNECTION

No.	CONNECTION
1	CATHODE E
2	CATHODE D
3	COMMON ANODE
4	CATHODE C
5	CATHODE D.P.
6	CATHODE B
7	CATHODE A
8	COMMON ANODE
9	CATHODE F
10	CATHODE G

ABSOLUTE MAXIMUM RATING AT Ta=25°C

PARAMETER	MAXIMUM RATING	UNIT
Power Dissipation Per Segment	70	mW
Peak Forward Current Per Segment (1/10 Duty Cycle, 0.1ms Pulse Width)	60	mA
Continuous Forward Current Per Segment	25	mA
Derating Linear From 25°C Per Segment	0.33	mA/°C
Reverse Voltage Per Segment	5	V
Operating Temperature Range	-35°C to +85°C	
Storage Temperature Range	-35°C to +85°C	
Solder Conditions : 1/16 inch Below Seating Plane for 3 Seconds at 260°C, or temperature of unit (during assembly) not over max. temperature rating above		

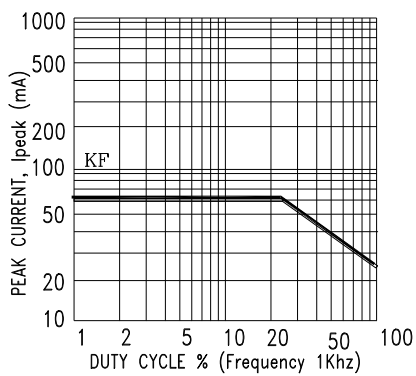
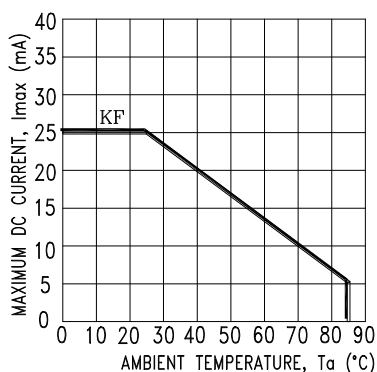
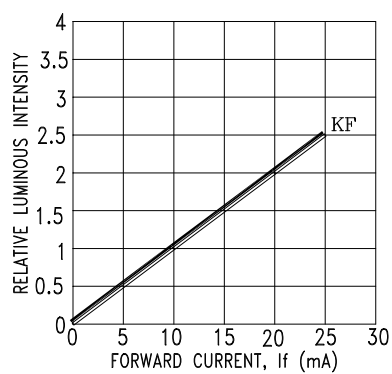
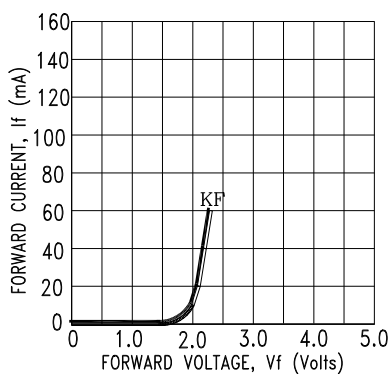
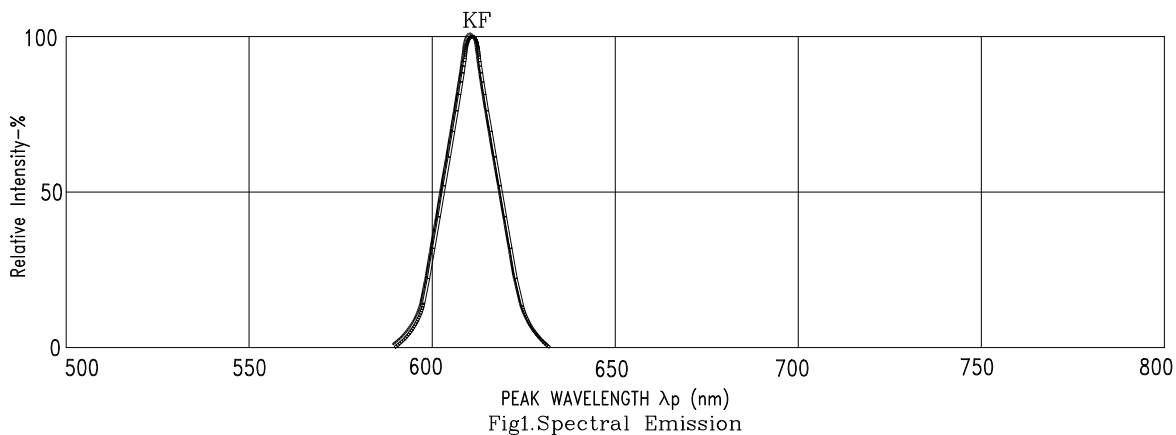
ELECTRICAL / OPTICAL CHARACTERISTICS AT Ta=25°C

PARAMETER	SYMBOL	MIN.	TYP.	MAX.	UNIT	TEST CONDITION
Average Luminous Intensity	I _v	800	1667		μcd	I _F =1mA
Peak Emission Wavelength	λ _p		661		nm	I _F =20mA
Spectral Line Half-Width	Δλ		17		nm	I _F =20mA
Dominant Wavelength	λ _d		605		nm	I _F =20 mA
Forward Voltage Per Segment	V _F		2.05	2.6	V	I _F =20 mA
Reverse Current Per Segment	I _R			100	μA	V _R =5V
Luminous Intensity Matching Ratio (Similar Light Area)	I _{v-m}			2:1		I _F =1 mA

Note: Luminous intensity is measured with a light sensor and filter combination that approximates the CIE (Commision Internationale De L'Eclariage) eye-response curve.

TYPICAL ELECTRICAL / OPTICAL CHARACTERISTIC CURVES

(25°C Ambient Temperature Unless Otherwise Noted)



NOTE : KF=AlInGaP YELLOW ORANGE