

PAGE 1/2

ISSUE 06-02-18

SERIE : SPnT

PART NUMBER : R574113405

## RF CHARACTERISTICS

Number of ways : 4  
Frequency range : 0 - 12.4 GHz  
Impedance : 50 Ohms

Frequency (GHz)	DC - 3	3 - 8	8 - 12.4
VSWR max	1.20	1.35	1.50
Insertion loss max	0.20 dB	0.35 dB	0.50 dB
Isolation min	80 dB	70 dB	60 dB
Average power (*)	400 W	250 W	200 W

TERMINATION IMPEDANCE : 50 Ohms  
TERM. AVG. POWER AT 25° C : 1 W per termination / 3 W total power

## ELECTRICAL CHARACTERISTICS

Actuator : NORMALLY OPEN  
Nominal current \*\* : 102 mA  
Actuator voltage (Vcc) : 28V (24 to 30V) / NEGATIVE COMMON  
Terminals : 25 pins D-SUB male connector  
Indicator rating : 1 W / 30 V / 100 mA

## MECHANICAL CHARACTERISTICS

Connectors : N female per MIL-C 39012  
Life : 2 million cycles per position  
Switching Time\*\*\* : < 15 ms  
Construction : Splashproof  
Weight : < 460 g

## ENVIRONMENTAL CHARACTERISTICS

Operating temperature range : -40°C to +85°C  
Storage temperature range : -55°C to +85°C

(\* Average power at 25°C per RF Path)

(\*\* At 25° C ±10%)

(\*\*\* Nominal voltage ; 25° C)



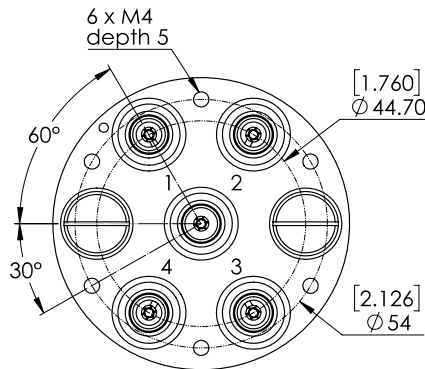
PAGE 2/2

ISSUE 06-02-18

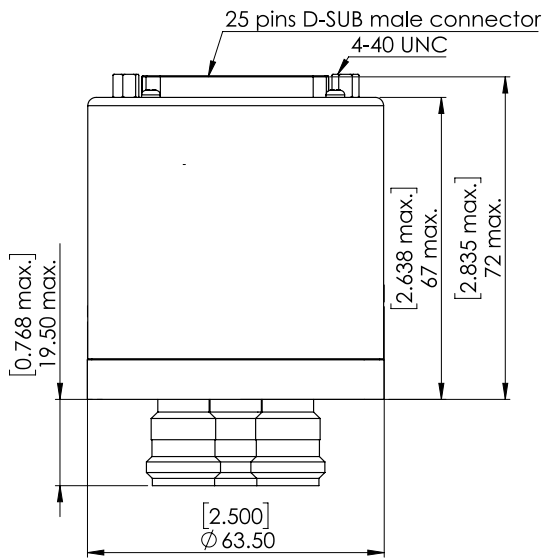
SERIE : SPnT

PART NUMBER : R574113405

**DRAWING**

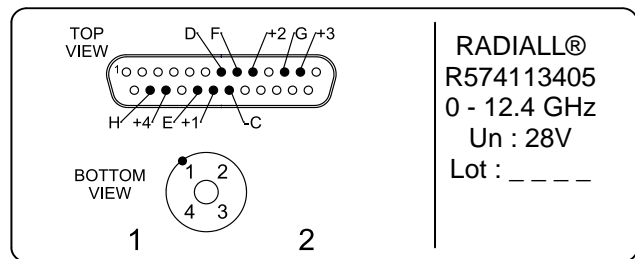


Voltage	RF Continuity	Ind.
-C +1	IN ↔ 1	D,E
-C +2	IN ↔ 2	D,F
-C +3	IN ↔ 3	D,G
-C +4	IN ↔ 4	D,H



General tolerances : ±0,5 mm [0,02 in]

**LABEL**



**SCHEMATIC DIAGRAM**

