

Figure 1. Dimensions



Figure 2A.



Figure 2B.

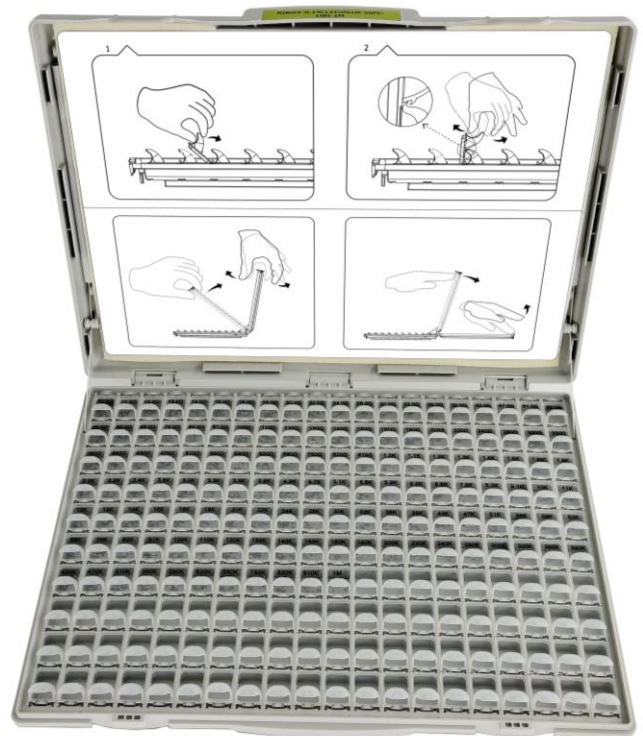


Figure 2C.

DESCRIPTION

By its name, this 200-Bin Resistor Kits use our patented Super Enclosure which has 200 individually lidded and labeled bins for storing up to 200 different types of SMD resistors. Figure 1 shows the Super Enclosure dimensions. Figure 2's shows the photos of the Super Enclosure. Table 3 is the selection guide for different type of kits available in this series and their online purchasing links. The kits are categorized by the size of the resistors, the number of values/kit, and the number of pieces/value. Table 1 shows the specifications of the resistors. This **200-Bin 0201 Size Resistor Kit™** contains 1% 0201 size SMT resistors of 169 values, see Table 4. The amount of resistors per value: 50PCs, 100PCs, 200PCs, 500PCs, or 1000PCs.

Operating the enclosure is easy and convenient so that your time for obtaining a particular resistor is minimized to just seconds.

The kits can easily be placed on a work bench, put on a shelf, or transported to other sites, and are the best choice for building prototypes, doing experiments on new circuits, or reworking printed circuit boards.

For more detailed information:

www.analogtechnologies.com

www.smtzone.com

E-mail us: staff@analogti.com

SPECIFICATIONS

Table 1. Characteristics

Type	Power	Operating Temperature Range	Max. Working Voltage	Max. Overload Voltage	Dielectric Withstanding Voltage	Resistance Range	Tolerance	Temperature Coefficient	Jumper Criteria	
									Rated Current	Max. Current
0201	1/20W	-55°C to 125°C	25V	50V	50V	0Ω to 10MΩ	1%	$1\Omega \leq R \leq 10\Omega$ $-200 \sim 600 \text{ppm}/^\circ\text{C}$ $10\Omega < R \leq 10\text{M}\Omega$ $\pm 300 \text{ppm}/^\circ\text{C}$ $10\text{M}\Omega < R \leq 22\text{M}\Omega$ $\pm 200 \text{ppm}/^\circ\text{C}$	0.5A	1.0A

Table 2. For outlines, please refer to Figure 3.

Type	L	W	H	I ₁	I ₂	Unit
0201	0.024 ± 0.001	0.012 ± 0.001	0.009 ± 0.001	0.004 ± 0.002	0.006 ± 0.002	inch
	0.60 ± 0.03	0.30 ± 0.03	0.23 ± 0.03	0.10 ± 0.05	0.15 ± 0.05	mm

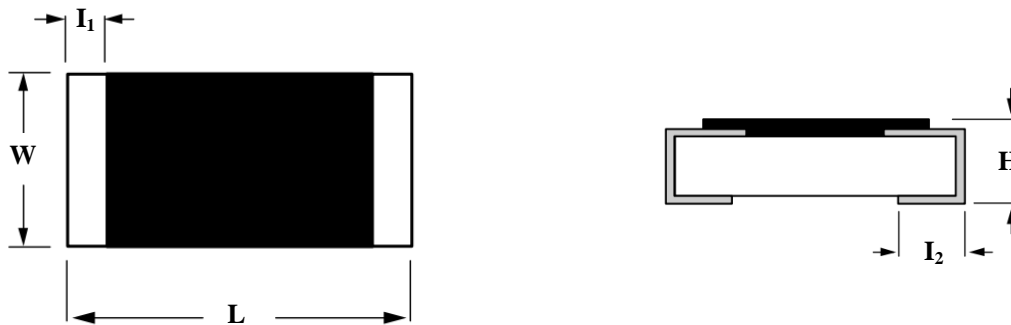



Figure 3. Resistor Dimensions



0201 No Marking

Figure 4. Resistor Marking Code

SZ : SMTZone.com, our own online store, no commission fee.

AS : shop.analogtechnologies.com, our own online store, no commission fee.

Table 3. Selection Guide for different type of kits available.

Value \ Size	0201
169 Values	R02B169V50 50PCs/Value AS SZ
	R02B169V100 100PCs/Value AS SZ
	R02B169V200 200PCs/Value AS SZ
	R02B169V500 500PCs/Value AS SZ
	R02B169V1000 1000PCs/Value AS SZ

Table 4. Available Values for 169 Value Kits.

0Ω	1Ω	1.1Ω	1.2Ω	1.3Ω	1.5Ω	1.8Ω	2Ω	2.2Ω	2.49Ω	2.7Ω	3Ω	3.3Ω	3.6Ω	4.02Ω	4.3Ω	4.7Ω	4.99Ω	5.6Ω	6.2Ω
6.8Ω	7.5Ω	8.2Ω	9.1Ω	10Ω	11Ω	12Ω	13Ω	15Ω	16.5Ω	18Ω	20Ω	22Ω	24.9Ω	27Ω	30Ω	33Ω	36Ω	40.2Ω	43Ω
47Ω	49.9Ω	56Ω	62Ω	68Ω	75Ω	82Ω	91Ω	100Ω	110Ω	120Ω	130Ω	150Ω	165Ω	180Ω	200Ω	220Ω	249Ω	270Ω	300Ω
330Ω	360Ω	402Ω	430Ω	470Ω	499Ω	560Ω	620Ω	680Ω	750Ω	820Ω	910Ω	1K	1.1K	1.2K	1.3K	1.5K	1.65K	1.8K	2K
2.2K	2.49K	2.7K	3K	3.3K	3.6K	4.02K	4.3K	4.7K	4.99K	5.6K	6.2K	6.8K	7.5K	8.2K	9.1K	10K	11K	12K	13K
15K	16.5K	18K	20K	22K	24.9K	27K	30K	33K	36K	40.2K	43K	47K	49.9K	56K	62K	68K	75K	82K	91K
100K	110K	120K	130K	150K	165K	180K	200K	220K	249K	270K	300K	330K	360K	402K	430K	470K	499K	560K	620K
680K	750K	820K	910K	1M	1.1M	1.2M	1.3M	1.5M	1.65M	1.8M	2M	2.2M	2.49M	2.7M	3M	3.3M	3.6M	4.02M	4.3M
4.7M	4.99M	5.6M	6.2M	6.8M	7.5M	8.2M	9.1M	10M											




Figure 5. 169 Value Resistor Kit Bin Layout

DIMENSIONS

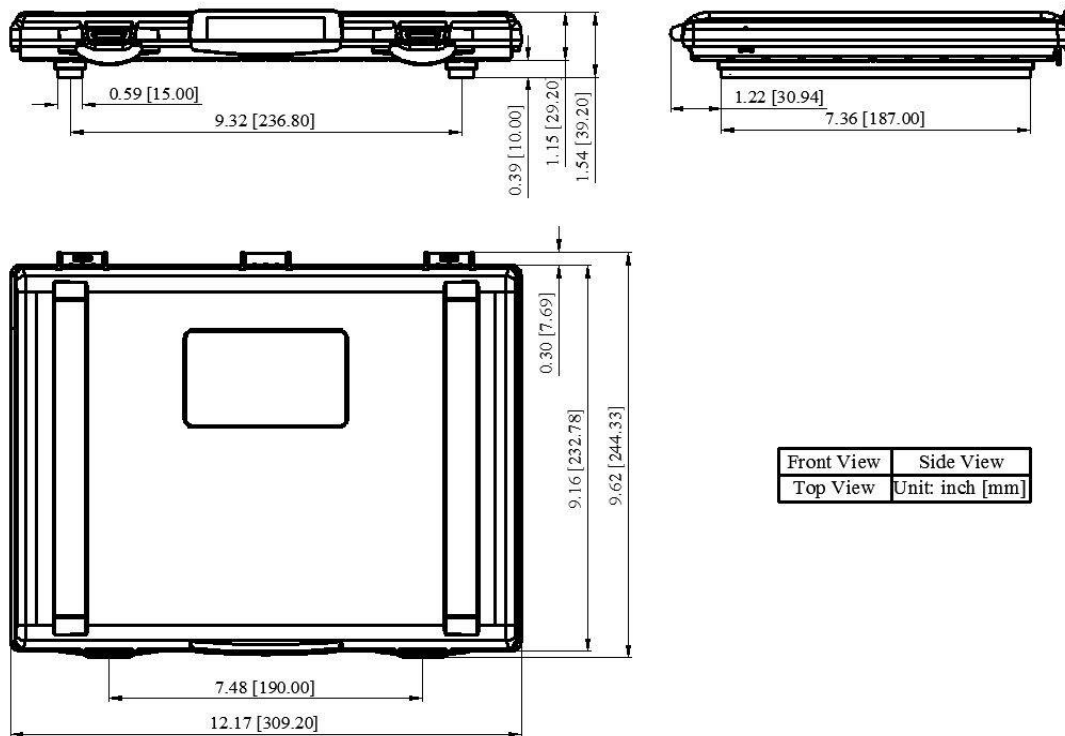


Figure 6. Outlines Dimensions



NOTICE

1. It is important to carefully read and follow the warnings, cautions, and product-specific notes provided with electronic components. These instructions are designed to ensure the safe and proper use of the component and to prevent damage to the component or surrounding equipment. Failure to follow these instructions could result in malfunction or failure of the component, damage to surrounding equipment, or even injury or harm to individuals. Always take the necessary precautions and seek professional assistance if unsure about proper use or handling of electronic components.
2. Please note that the products and specifications described in this publication are subject to change without prior notice as we continuously improve our products. Therefore, we recommend checking the product descriptions and specifications before placing an order to ensure that they are still applicable. We also reserve the right to discontinue the production and delivery of certain products, which means that not all products named in this publication may always be available.
3. This means that while ATI may provide information about the typical requirements and applications of their products, they cannot guarantee that their products will be suitable for all customer applications. It is the responsibility of the customer to evaluate whether an ATI product with the specified properties is appropriate for their particular application.
4. ATI warrants its products to perform according to specifications for one year from the date of sale, except when damaged due to excessive abuse. If a product fails to meet specifications within one year of the sale, it can be exchanged free of charge.
5. ATI reserves the right to make changes or discontinue products or services without notice. Customers are advised to obtain the latest information before placing orders.
6. All products are sold subject to terms and conditions of sale, including those pertaining to warranty, patent infringement, and limitation of liability. Customers are responsible for their applications using ATI products, and ATI assumes no liability for applications assistance or customer product design.
7. ATI does not grant any license, either express or implied, under any patent right, copyright, mask work right, or other intellectual property right of ATI.
8. ATI's publication of information regarding third-party products or services does not constitute approval, warranty, or endorsement.
9. ATI retains ownership of all rights for special technologies, techniques, and designs for its products and projects, as well as any modifications, improvements, and inventions made by ATI.
10. Please note that despite operating the passive electronic components as specified, malfunctions or failures before the end of their usual service life may still occur in individual cases due to the current state of the art. Therefore, in customer applications that require a high level of operational safety, especially those in which the malfunction or failure of a passive electronic component could pose a threat to human life or health (such as in accident prevention or life-saving systems), it is essential to ensure through suitable design of the customer application or other measures taken by the customer (such as the installation of protective circuitry or redundancy) that no injury or damage is sustained by third parties in the event of a passive electronic component malfunction or failure.