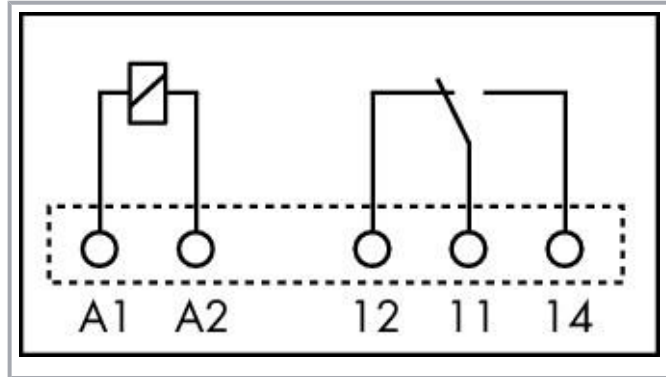


Data sheet | Item number: 857-157

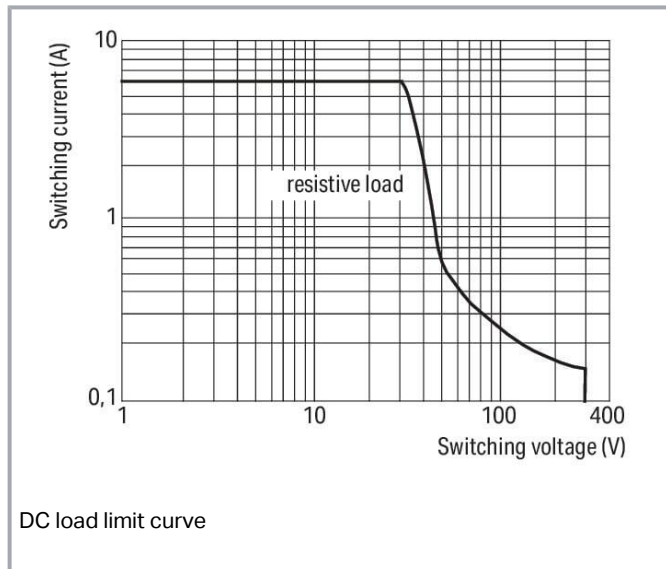
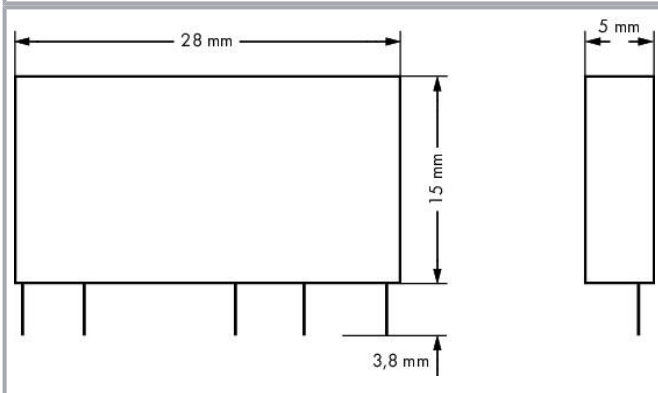
Basic relay; Nominal input voltage: 60 VDC; 1 changeover contact; Limiting continuous current: 6 A; with gold contacts; Module width: 5 mm; Module height: 15 mm



www.wago.com/857-157



Similar to picture



Subject to changes. Please also observe the further product documentation!

WAGO GmbH & Co. KG
Hansastr. 27
32423 Minden
Phone: +49571 887-0 | Fax: +49571 887-169
Email: info.de@wago.com | Web: www.wago.com

Do you have any questions about our products?
We are always happy to take your call at +49 (571) 887-44222.



Data Notes

Note

- The 60 VDC basic relay must be used for 60 VDC, 110 VDC, 220 VDC and 115 VAC/DC, 230 VAC/DC relay modules.
- To protect the relay coils and contacts, inductive loads must be dampened with an effective protection circuit.
- 30 VDC switching voltages and 50 mA currents must not be exceeded for gold-plated basic relays. Higher switching power eventually evaporates the gold layer. The resulting deposits in the housing may reduce service life.

Technical data

Control Circuit

Nominal input voltage U_N	DC 60 V
-----------------------------	---------

Load circuit

Number of changeover/switchover contacts	1
Contact material (relay)	AgNi + Au
Limiting continuous current	6 A
Inrush current (resistive) max.	(AC) 20 A / 0.02 s
Switching voltage (max.)	AC 250 V
Switching power (resistive) max.	AC 1500 VA; DC (see load limit curve)
Switching capacity	AC-15: 3 A / AC 250 V; DC-13: 2 A / DC 24 V
Recommended minimum load	1 V / 1 mA / 1 mW
Pull-in time (typ.)	8 ms
Drop-out time (typ.)	4 ms
Bounce time (typ.)	3.5 ms
Electrical life (NO; resistive load; 23 °C)	50 x 10 ³ switching operations
Mechanical life	5 x 10 ⁶ switching operations
Switching frequency with/without load (max.)	6 min ⁻¹ / 180 min ⁻¹

Subject to changes. Please also observe the further product documentation!

WAGO GmbH & Co. KG
 Hansastr. 27
 32423 Minden
 Phone: +49571 887-0 | Fax: +49571 887-169
 Email: info.de@wago.com | Web: www.wago.com

Do you have any questions about our products?
 We are always happy to take your call at +49 (571) 887-44222.

Safety and protection

Dielectric strength (control/load circuit) (AC, 1 min)	4 kVrms
Dielectric strength (open contact) (AC, 1 min)	1 kVrms
Protection type	IP20

Physical data

Width	5 mm / 0.197 inches
Height from the surface	15 mm / 0.591 inches
Depth	28 mm / 1.09 inches

Mechanical data

Mounting type	Pluggable module
---------------	------------------

Material Data

Fire load	0.072 MJ
Weight	4.7 g

Environmental requirements

Ambient temperature (operation at U_N)	-40 ... +85 °C
Ambient temperature (storage)	-40 ... +85 °C
Relative humidity	5 ... 85 % (no condensation permissible)
Operating altitude (max.)	2000 m

Standards and specifications

Standards/specifications	EN 61810-1 EN 61373 VDE UR
--------------------------	-------------------------------------

Commercial data

Product Group	6 (INTERFACE ELECTRONIC)
eCl@ss 10.0	27-37-16-01
eCl@ss 9.0	27-37-16-01
ETIM 8.0	EC001437
ETIM 7.0	EC001437

Subject to changes. Please also observe the further product documentation!




PU (SPU)	20 pcs
Packaging type	box
Country of origin	DE
GTIN	4045454551032
Customs tariff number	85364900990

Environmental Product Compliance

RoHS Compliance Status	Compliant, No Exemption
------------------------	-------------------------

Approvals / Certificates

General approvals

Logo	Approval	Additional Approval Text	Certificate name
	UL Underwriters Laboratories Inc.	UL 508	E340707

Downloads

Documentation

Bid Text

857-157 X81 - Datei	2019 Feb 19	xml 4.9 kB	Download
857-157 doc - Datei	2018 Nov 29	doc 28.2 kB	Download

Additional Information

Disposal and Recycling Electrical and electronic equipment, Batteries, Packaging	V 1.1.0 2022 Aug 18	pdf 2.2 MB	Download
---	------------------------	---------------	----------

CAD/CAE-Data

CAE data

EPLAN Data Portal 857-157	URL	Download
---------------------------	-----	----------

WSCAD Universe 857-157

Subject to changes. Please also observe the further product documentation!

[URL](#) [Download](#)

ZUKEN Portal 857-157

[URL](#) [Download](#)

CAD data

2D/3D Models 857-157

[URL](#) [Download](#)

Environmental Product Compliance

Compliance Search

Environmental Product Compliance 857-157

[URL](#) [Download](#)

Basic relay; Nominal input voltage: 60 VDC; 1 changeover contact; Limiting continuous current: 6 A; with gold contacts; Module width: 5 mm; Module height: 15 mm

Installation Notes

Installation



Removing a relay via ejector.

Subject to changes. Please also observe the further product documentation!