

# DT04-12PD ✓ ACTIVE

DEUTSCH | DEUTSCH DT

TE Internal #: DT04-12PD

Housing for Male Terminals, Wire-to-Wire, 12 Position, .359 in [9.12 mm] Centerline, Sealable, Brown, Wire & Cable, Power & Signal, DEUTSCH DT

[View on TE.com >](#)



Connectors > Automotive Connectors > Automotive Housings > DEUTSCH DT Receptacle Connectors



Connector & Housing Type: **Housing for Male Terminals**

Mating Pin Diameter: **1.59 mm [ .063 in ]**

Connector System: **Wire-to-Wire**

Number of Positions: **12**

Centerline (Pitch): **9.12 mm [ .359 in ]**

[All DEUTSCH DT Receptacle Connectors \(241\)](#)

## Features

### Product Type Features

Connector Shape	Rectangular
Connector & Housing Type	Housing for Male Terminals
Connector System	Wire-to-Wire
Sealable	Yes
Hybrid Connector	No
Primary Locking Feature	Integrated in Housing
Connector & Contact Terminates To	Wire & Cable

### Configuration Features

Blank Cavity Position	0
Number of Positions	12
Number of Rows	2

### Electrical Characteristics

Operating Voltage	250 VAC
Nominal Voltage Architecture	12 V, 24 V, 48 V

### Body Features

Cable Exit Angle	180°
Primary Product Color	Brown



Connector & Keying Code	D
-------------------------	---

### Contact Features

Contact Type	Pin
Mating Pin Diameter	1.59 mm[.063 in]
Contact Current Rating (Max)	13 A

### Mechanical Attachment

Terminal Position Assurance	Yes
Strain Relief	Add By Accessory
Mating Alignment Type	Keyed
Mating Alignment	With
Connector Mounting Type	Cable Mount (Free-Hanging)

### Housing Features

Housing Material	PA GF
Centerline (Pitch)	9.12 mm[.359 in]

### Dimensions

Connector Height	22.25 mm[.876 in]
Product Width	40.56 mm[1.597 in]
Product Length	45.92 mm[1.808 in]
Row-to-Row Spacing	4.45 mm[.175 in]
Accepts Insulation Diameter Range	2.23 – 3.68 mm[.088 – .145 in]

### Usage Conditions

Operating Temperature (Max)	125 °C[257 °F]
Operating Temperature Range	-55 – 125 °C[-67 – 257 °F]

### Operation/Application

Circuit Application	Power & Signal
---------------------	----------------

### Industry Standards

Degree of Protection	IP68, IP6K9K
Agency/Standard	SAE J2030
UL Flammability Rating	12mm Flame Test per Standard UL-94

### Packaging Features

Packaging Quantity	300
--------------------	-----



Packaging Method Box

**Other**

Serviceable Yes

Connector Position Assurance Capable No

**Product Compliance**

[For compliance documentation, visit the product page on TE.com>](#)

EU RoHS Directive 2011/65/EU Compliant

EU ELV Directive 2000/53/EC Compliant

China RoHS 2 Directive MIIT Order No 32, 2016 No Restricted Materials Above Threshold

EU REACH Regulation (EC) No. 1907/2006 Current ECHA Candidate List: JAN 2023 (233)  
Candidate List Declared Against: JAN 2023 (233)  
Does not contain REACH SVHC

Halogen Content Not Low Halogen - contains Br or Cl > 900 ppm.

Solder Process Capability Not reviewed for solder process capability

**Product Compliance Disclaimer**

This information is provided based on reasonable inquiry of our suppliers and represents our current actual knowledge based on the information they provided. This information is subject to change. The part numbers that TE has identified as EU RoHS compliant have a maximum concentration of 0.1% by weight in homogenous materials for lead, hexavalent chromium, mercury, PBB, PBDE, DBP, BBP, DEHP, DIBP, and 0.01% for cadmium, or qualify for an exemption to these limits as defined in the Annexes of Directive 2011/65/EU (RoHS2). Finished electrical and electronic equipment products will be CE marked as required by Directive 2011/65/EU. Components may not be CE marked. Additionally, the part numbers that TE has identified as EU ELV compliant have a maximum concentration of 0.1% by weight in homogenous materials for lead, hexavalent chromium, and mercury, and 0.01% for cadmium, or qualify for an exemption to these limits as defined in the Annexes of Directive 2000/53/EC (ELV). Regarding the REACH Regulation, the information TE provides on SVHC in articles for this part number is based on the latest European Chemicals Agency (ECHA) 'Guidance on requirements for substances in articles' posted at this URL: <https://echa.europa.eu/guidance-documents/guidance-on-reach>

**Compatible Parts**



TE Part # CAT-D487-P729  
Dust Caps — DEUTSCH DT



TE Part # CAT-J41-DDPC  
DEUTSCH DT Plug Connectors




TE Part # CAT-D487-B128  
DEUTSCH DT Backshells



TE Part # CAT-D48-SP729  
DEUTSCH Sealing Plugs




TE Part # CAT-D48-ST273  
DEUTSCH Solid Contacts



TE Part # CAT-D487-M8649  
DEUTSCH DT Mounting Clips



TE Part # W12P  
WEDGE LOCK, 12P, REC, GRN, DT



TE Part # DT-RT1  
EXT TOOL, FRONT RELEASE



TE Part # DT12P-BT  
BOOT, 12P, REC, ST, GRY



TE Part # 1924487-2  
MOUNTING CLIP, AMPSEAL 16



TE Part # CAT-J67-DSCC16  
DEUTSCH Size 16 Crimp Contacts



TE Part # DT12P-BT-BK  
BOOT, 12P, REC, ST, BLK



TE Part # 2300908-1  
0460-003-16329, PIN, SOLID, 20-24AWG, AU




TE Part # DT12P-BT-EN  
BOOT, 12P, REC, ST, LONG, GRY



TE Part # DT12P-BT-YW  
BOOT, 12P, REC, ST, YEL



TE Part # CAT-D487-CH8172  
DEUTSCH DT Series Housings & Connectors




TE Part # CAT-D48-SFT273  
DEUTSCH Stamped and Formed Contacts


Also in the Series | **DEUTSCH DT**



Automotive Connector Caps & Covers (107)



Automotive Connector Locks & Position Assurance(74)



Automotive Housings(618)




Automotive Seals & Cavity Plugs(5)






Insertion & Extraction Tools(3)



Other Automotive Connector Accessories(16)



PCB Headers & Receptacles(102)

## Customers Also Bought



TE Part #DT04-12PC  
DEUTSCH DT Receptacle Connectors



TE Part #1718230-3  
1,5MM PIN HSG 5-7 POS ASSY



TE Part #DT06-12SC  
PLG, 12P, GRN, N, C



TE Part #1-1718485-5  
CARRIER FOR RECEPT. INSERTS 36 POS



TE Part #1028-017-0005  
ADPTR, BKSHL, 6,8P, BLK, RA, NW 10 /13



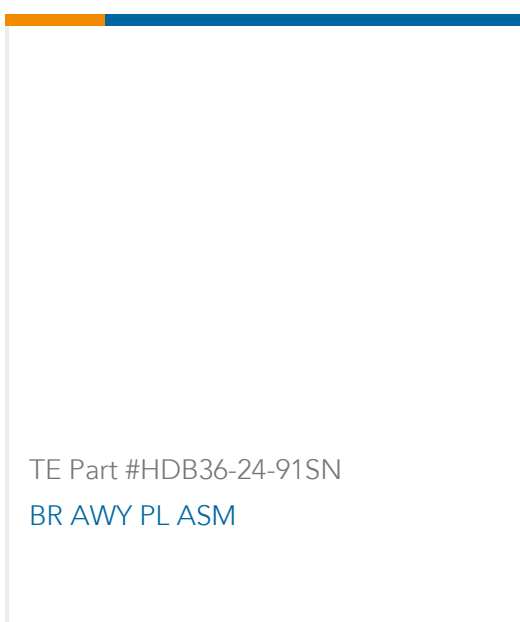
TE Part #3-1564522-1  
8POS,TAB 2.8X0.8,TAB HSG,ASSY



TE Part #K1143392  
Battery Disconnecter 35-411-120-R



TE Part #DRCP24-86PA  
REC, 86P, BLK, 12/20, A



TE Part #HDB36-24-91SN  
BR AWY PL ASM

## Documents

### Product Drawings

[REC, 12P, BRN, N, D](#)

English

[REC, 12P, BRN, N, D](#)

English

### CAD Files

[3D PDF](#)

[3D](#)



**Customer View Model**

[ENG\\_CVM\\_CVM\\_DT04-12PD\\_A.2d\\_dxf.zip](#)

English

**Customer View Model**

[ENG\\_CVM\\_CVM\\_DT04-12PD\\_A.3d\\_igs.zip](#)

English

**Customer View Model**

[ENG\\_CVM\\_CVM\\_DT04-12PD\\_A.3d\\_stp.zip](#)

English

By downloading the CAD file I accept and agree to the [Terms and Conditions](#) of use.

---

**Datasheets & Catalog Pages**

[ICT Terminals and Connectors Catalogue](#)

English

[CONNECTOR SELECTOR](#)

English

---

**Product Specifications**

[Application Specification](#)

English

---

**Agency Approvals**

[UL Report](#)

English