



## Sierra Wireless AirLink® Antenna: High Gain Directional

### AirLink® Antenna: High Gain Directional

Tested and certified to operate with AirLink routers and gateways, the High Gain Directional provides 2x2 MiMo signal boosting 2G, 3G and 4G LTE networks. Incorporating two separately fed wideband elements in a single housing, the High Gain Directional is equipped to provide client side MiMo and diversity support. With 6dBi of peak gain at 698-960MHz and 9dBi peak gain at 1710-2700MHz, this antenna provides extra gain for next generation networks.

The rugged, weather resistant housing is designed for wall mounting and comes with wall and mast mount brackets.

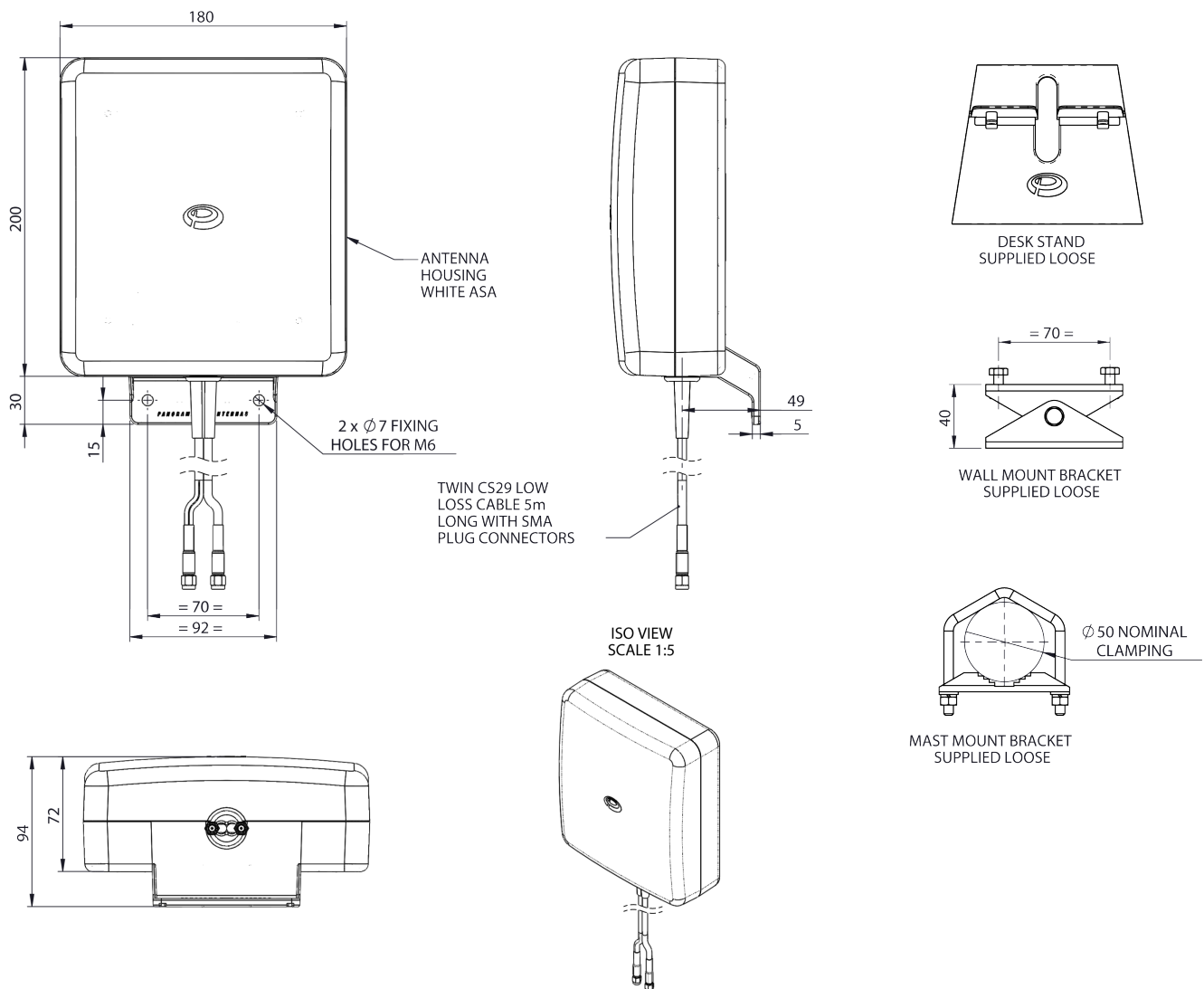
		Specification
<b>PART NO.</b>		6001126
<b>ELECTRICAL DATA</b>		
<b>Frequency Range</b>	Cellular	698-960 / 1710-2700MHz
<b>Operational Band</b>		2G / 3G / 4G LTE
<b>Nominal Polarisation</b>		+/- 45deg
<b>Peak gain<sup>1</sup></b>	Cellular	698-960MHz 6dBi
		1710-2170MHz 9dBi
		2396-2700MHz 6dBi
<b>Efficiency - excluding cable loss</b>		>65%
<b>Correlation co-efficient</b>		>0.05%
<b>Pattern</b>		Directional
<b>Nominal Impedance</b>		50Ω
<b>Max Input Power</b>		20W
<b>MECHANICAL DATA</b>		
<b>Dimensions</b>	Height	230mm (9")
	Length	180mm (7.1")
	Depth	94mm (3.7")
<b>Operating Temp</b>		-30° / +80° C (-40° / 176° F)
<b>Material</b>		U.V. stable, impact resistant ASA
<b>Colour</b>		RAL9010 (Pure White)
<b>Weight</b>		1276g

<sup>1</sup> Peak gain does not include cable loss

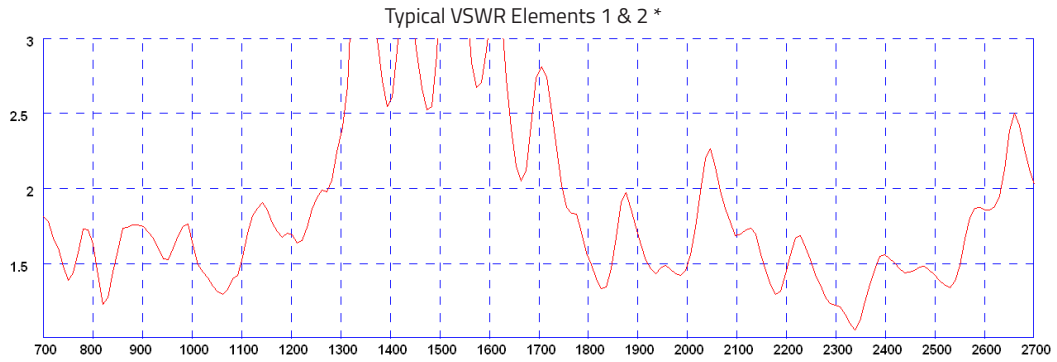
**Specification**

MOUNTING DATA	
Mounting Type	Wall mount / mast mount / desk mount
Bracket Material	Stainless steel / Aluminium
Pole Diameter	20-50mm (0.78 - 1.96")
CABLE DATA	
Cell / LTE Cable	Cable Type CS29 (double shielded RG58)
	Length 5m (16')
	Termination SMA Plug

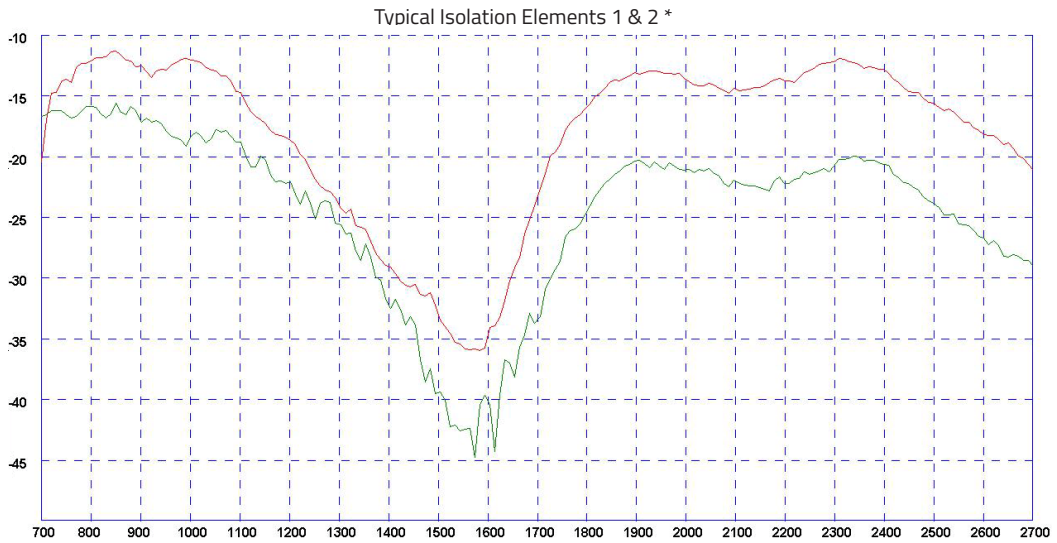
**TECHNICAL DRAWING**



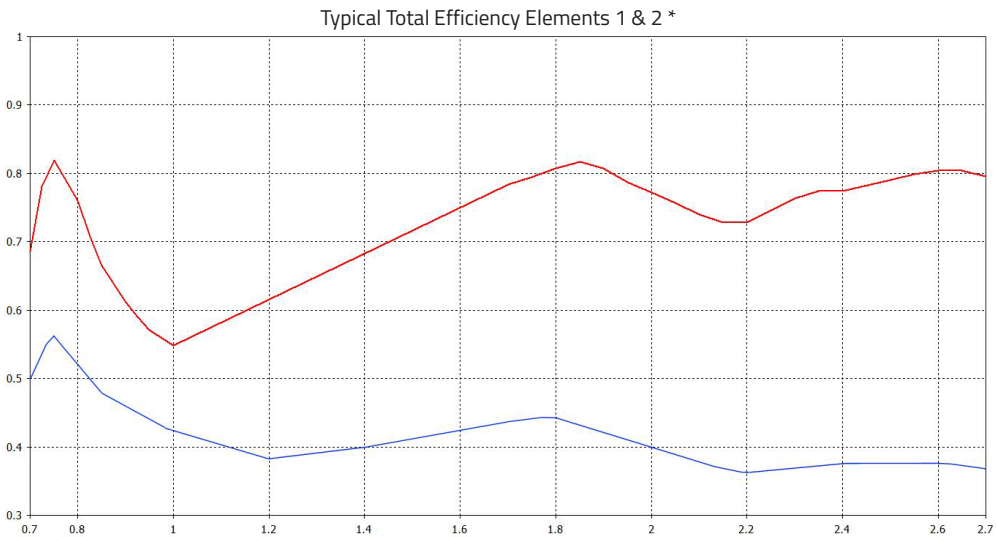
VSWR



\*VSWR measured with 0.5m (20") of CS29 cable.



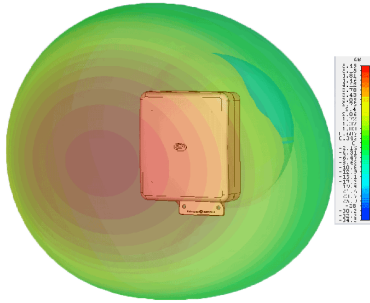
\*Green Trace = typical isolation with 5m (17') of CS29 cable Red Trace = typical isolation without cable simulated in CST Microwave Studio



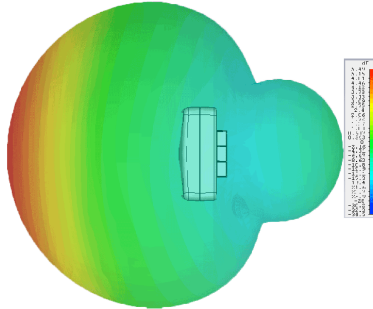
\*Blue Trace = typical total efficiency with 5m (17') of CS29 cable Red Trace = typical total efficiency without cable simulated in CST Microwave Studio

ELECTRICAL DATA

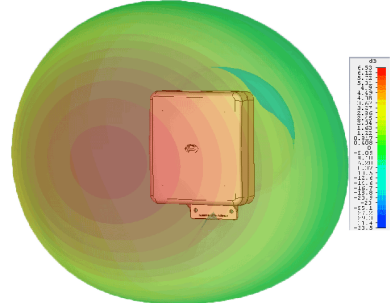
3D Gain Plot Side (725MHz)



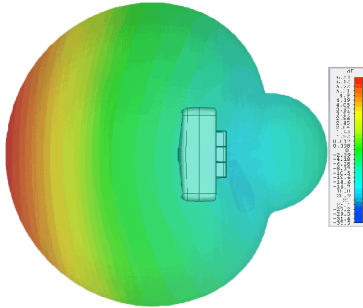
3D Gain Plot Top (725MHz)



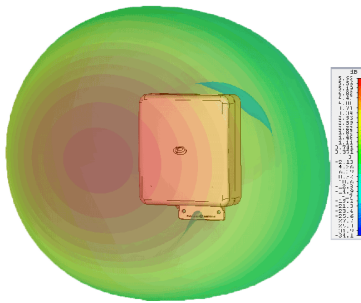
3D Gain Plot Side (825MHz)



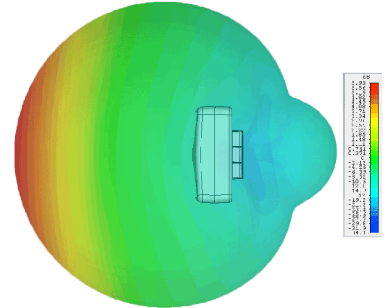
3D Gain Plot Top (825MHz)



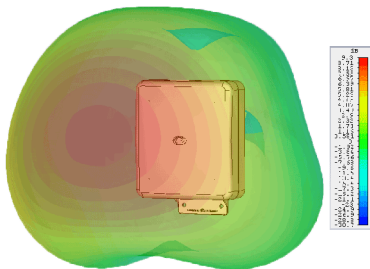
3D Gain Plot Side (925MHz)



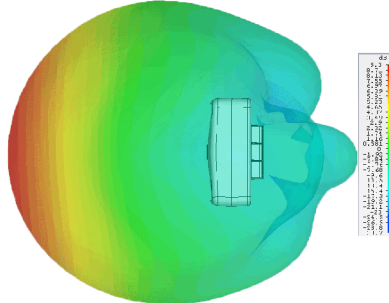
3D Gain Plot Top (925MHz)



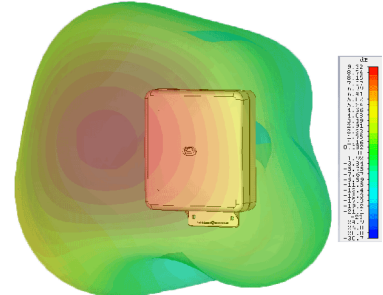
3D Gain Plot Side (1750MHz)



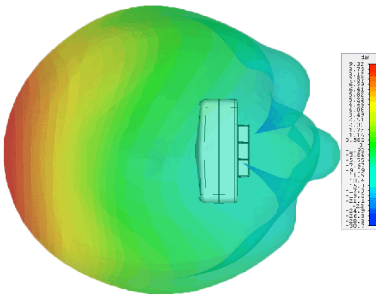
3D Gain Plot Top (1750MHz)



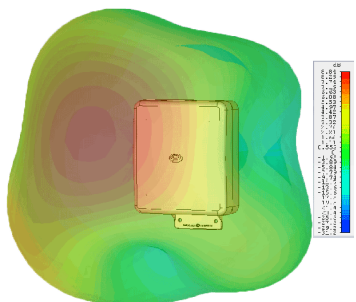
3D Gain Plot Side (1850MHz)



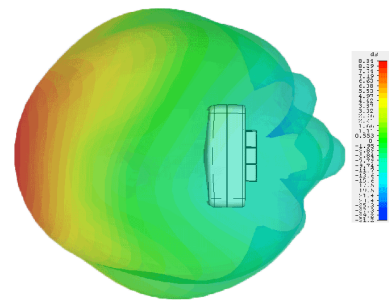
3D Gain Plot Top (1850MHz)



3D Gain Plot Side (1950MHz)

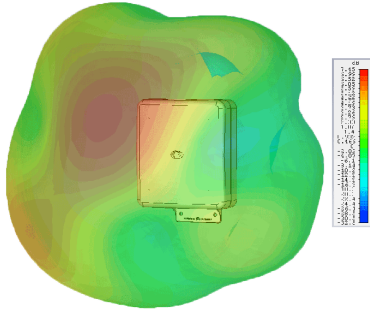


3D Gain Plot Top (1950MHz)

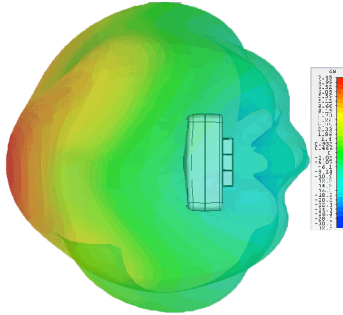


ELECTRICAL DATA

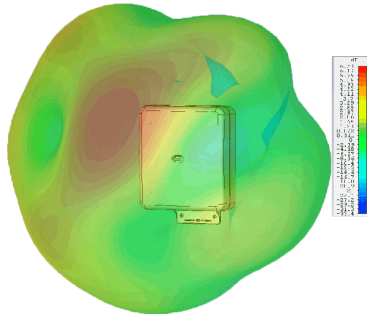
3D Gain Plot Side (2150MHz)



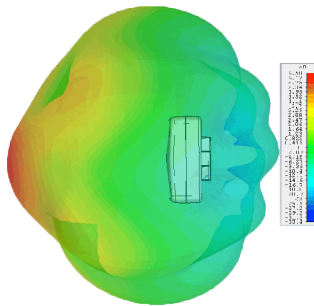
3D Gain Plot Top (2150MHz)



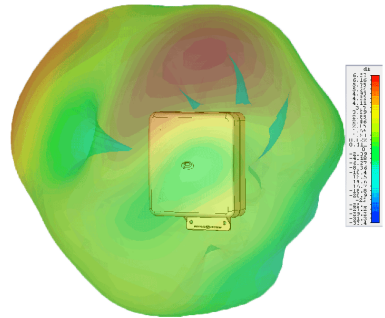
3D Gain Plot Side (2300MHz)



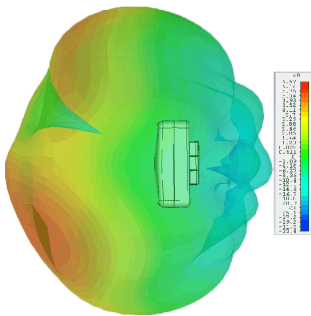
3D Gain Plot Top (2300MHz)



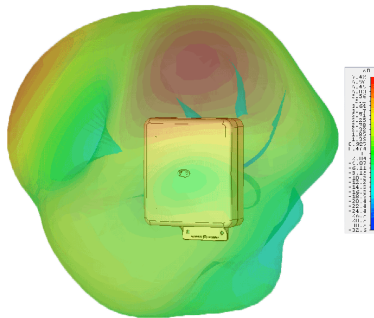
3D Gain Plot Side (2550MHz)



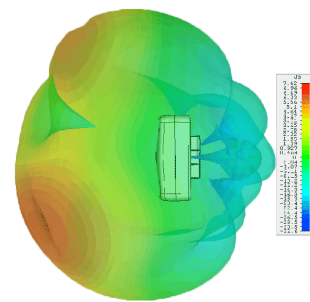
3D Gain Plot Top (2550MHz)



3D Gain Plot Side (2650MHz)



3D Gain Plot Top (2650MHz)



\*3D Patterns show realised gain both elements fed modelled in CST Microwave Studio without additional

**About Sierra Wireless**

Sierra Wireless is building the Internet of Things with intelligent wireless solutions that empower organizations to innovate in the connected world. We offer the industry's most comprehensive portfolio of 2G, 3G, and 4G embedded modules and gateways, seamlessly integrated with our secure cloud and connectivity services. OEMs and enterprises worldwide trust our innovative solutions to get their connected products and services to market faster.

For more information, visit [www.sierrawireless.com](http://www.sierrawireless.com).