SWITCHCRAFT®
5555 N. Elston Ave. • Chicago, Illinois 60630
Phone (312) SW2-2700 • TWX: 910-221-5199

DW "Multi-Switch"® Switch Specifications

U. S. Patent 3,517,140

SERIES
66000, 67000

THIS PRINT DESCRIBES A DESIGN CONSIDERED PROPRIETARY IN NATURE, DEVELOPED AND MANUFACTURED BY SWITCHCRAFT, INC., AND IS RELEASED ON A CONFIDENTIAL BASIS FOR IDENTIFICATION PURPOSES ONLY.
WE RESERVE THE RIGHT TO CHANGE THE SPECIFICATIONS AND/OR PART NUMBERS CONTAINED HEREIN WHEN CIRCUMSTANCES MAKE IT NECESSARY.

CIRCUITS																		
PUSHBUTTON COLOR																		
ENGRAVING OR HOT STAMPING (Indicate Orientation)																		
FOR SWITCHCRAFT USE ONLY — REAR SECTION																		
FOR SWITCHCRAFT USE ONLY — FRONT SECTION																		
STATION NO.	1	2	3	4	5	6	7	8	9	10	11	12	13	14	15	16	17	18

FOR COMPLETE DATA, REFER TO SWITCHCRAFT DW "MULTI-SWITCH"® SWITCH CATALOG

1. **FRAME:** Series 66000 (Less Lamp Socket Assem.) ☐ Series 67000 ☐
2. **NO. OF STATIONS:** (Including Release Station) _____
3. **SWITCH MOUNTING POSITION:** Horizontal ☐ Vertical ☐
4. **MECHANICAL FUNCTION:**
   Interlock (to 12 Sta.) ☐ Push-Lock/Push-Release ☐
   Non-Lock ☐ Push-Lock/Push-Release With common release (to 12 Sta.) ☐
   All-Lock (to 12 Sta.) ☐
   Note: When combined mechanical functions are required, give details in "NOTE" column.
5. **LOCK-OUT FUNCTION:** With ☐ Without ☐
6. **SPECIAL FEATURES:**
   SOLENOID RELEASE—115 VAC, 60 Hz (Std.) ☐
   Other AC Source (Specify) _____
   DC Source (Specify) _____
   GANGED ASSEMBLIES—No. of Rows _____
   No. of Stations, each Row _____
   Twin Row (2 Rows Only, Back-to-Back, Row Centers):
   Series 66000....¾" std. ☐ Series 67000....1⅛" std. ☐
   Multiple Row (2 or More), Row Centers, 1⅜" (Std) ☐
   Row Centers, Special, to 3" (Specify) _____
   Banking Only (No Interaction Between Rows) ☐
   Banking and Coupling (Interaction Between Rows) ☐
   BARRIERS: (Series 67000 Only)
   Shipped with switch for field installation ☐
   Shipped installed on switch (special order) ☐
7. **PUSHBUTTONS:**
   Red ☐, Green ☐, Blue ☐,
   White (Std.) ☐, Yellow ☐, Amber ☐
8. **LAMPS:** (Series 67000 Only; not furnished unless specified)
   28V (P-1593-1) ☐ 6V (Low Heat) (P-1593-5) ☐
   6V (P-1593-2) ☐ 5-6V (P-1890) (Requires T-1 Adapter)
9. **CIRCUIT FORMS:** (Specify Above)
10. **CONTACT & TERMINAL PLATING:**
    Silver (Std.) ☐ Other (Specify) ☐
11. **TERMINALS:** Solder Type (Std.) ☐
    PC Type (Specify "A" Dim. From Catalog) _____

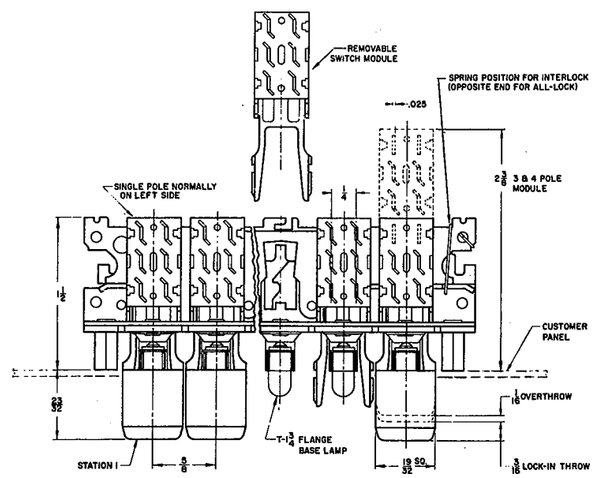

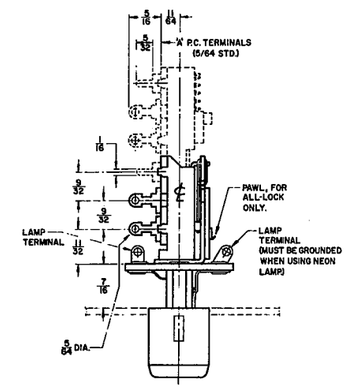

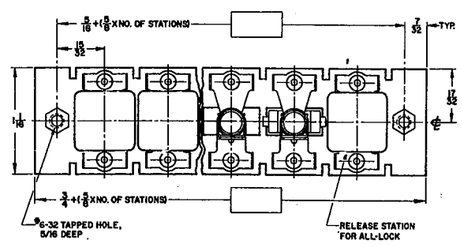

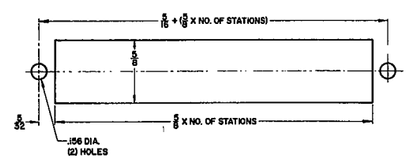

"NOTES" FOR GANGED ASSEMBLY, SPECIAL SWITCH, OR OTHER SPECIAL REQUIREMENTS, INDICATE PANEL ARRANGEMENT, ENVELOPE SIZE, LEGEND HEIGHT, ETC., BELOW.

CIRCUIT FORMS: A → B → C → D →

REVISIONS:

GENERAL SPECIFICATIONS

Frame, Latch Bar, Switch Housing, and Mounting Studs—steel with iridescent iridite over cadmium plating per QQ-P-416a.
Pushbuttons—Molded thermoplastic.
Pushbutton Actuators—Molded nylon.
Terminals—Brass, silver plated, ((Gold plated, special order).
Contactors—Special alloy of spring brass, silver plated, (Gold plated, special order)
Terminal Board—XXXP paper base phenolic.
Lamp Socket Board (Series 67000)—XXXP Phenolic.
Lamp Socket (Series 67000)—Brass & nickel silver, silver plated.

NOTE: RETURN THIS TRANSPARENCY OR 3 COPIES WITH INQUIRY OR ORDER.

CUSTOMER			ENG.		
			DATE		
CUST. NO.		SWITCH-CRAFT PART NO.	SAMPLE NO. XM-		ISSUE NO.
REF. NO.			25S-		

Form No. GL-888-3 870
© SWITCHCRAFT, INC. CHICAGO, ILL. 1970
PRINTED IN U.S.A.