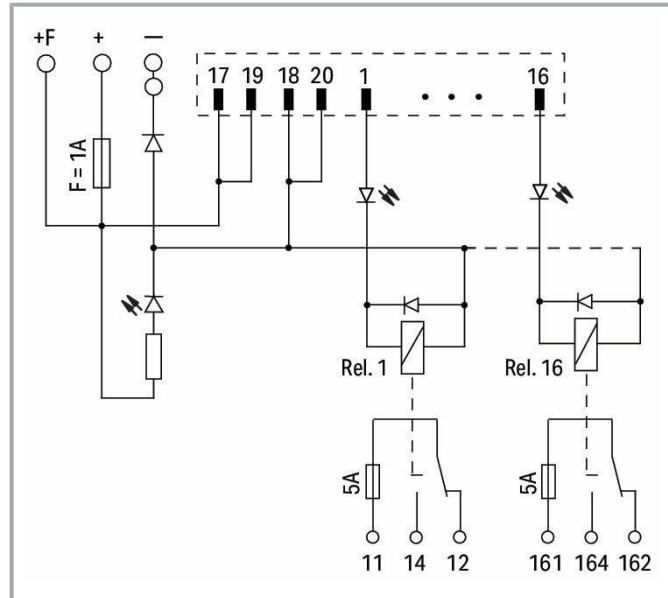



Data sheet | Item number: 704-5034

Interface module for system wiring; Pluggable connector per DIN 41651; Male connector; 20-pole; 16-channel relay output; 1 changeover contact; PCB terminal blocks; with output fuse; in mounting carrier; 2,50 mm²



www.wago.com/704-5034



Data Notes

Note

Independent of the relay used, the maximum continuous current is 5A per channel.

Electrical data

Inputs/outputs	16-channel relay output
Nominal operating voltage	DC 24 V
Operating voltage range	±10 %
Number of changeover/switchover contacts	1
Limiting continuous current	5 A
Making capacity	2 ms 16 A
Switching voltage (max.)	AC 250 V; DC 48 V
Switching power (resistive) max.	AC 1250 VA; DC 50 W
Mechanical life	30 x 10 ⁶ switching operations

Subject to changes. Please also observe the further product documentation!

WAGO GmbH & Co. KG
Hansastr. 27
32423 Minden
Phone: +49571 887-0 | Fax: +49571 887-169
Email: info.de@wago.com | Web: www.wago.com

Do you have any questions about our products?
We are always happy to take your call at +49 (571) 887-44222.



Status indicator	Green LED (channel) Yellow LED (power supply)
Internal fuse	Supply: 1 A; Relay output: 5 A
WAGO Basic Relay	788-154
Specialty functions	With output fuse with output fuse

Safety and protection

Rated voltage	50 V
Rated surge voltage	0.8 kV
Pollution degree	2
Dielectric strength (control/load circuit) (AC, 1 min)	4 kVrms
Dielectric strength (load/load circuit) (AC, 1 min)	1 kVrms

Compatibility

Siemens

Siemens S7-300	6ES7 313-5BE01-0AB0 6ES7 313-5BG04-0AB0 6ES7 313-6BE01-0AB0 6ES7 313-6BF03-0AB0 6ES7 313-6CE01-0AB0 6ES7 313-6CF03-0AB0 6ES7 314-6BF01-0AB0 6ES7 314-6BG03-0AB0 6ES7 314-6CF01-0AB0 6ES7 314-6CG03-0AB0 6ES7 322-1BH01-0AA0 6ES7 322-1BH10-0AA0 6ES7 322-1BH80-0AA0 6ES7 322-1BL00-0AA0 6ES7 322-1BP00-0AA0 6ES7 322-1EH01-0AA0 6ES7 322-8BH01/8BH10-0AB0 6ES7 323-1BL00-0AA0
Siemens S7-400	6ES7 422-1BL00-0AA0
Siemens S7-1500	6ES7 511-1CK00-0AB0 6ES7 512-1CK00-0AB0 6ES7 522-1BH00-0AB0 6ES7 522-1BH01-0AB0 6ES7 522-1BH10-0AA0 6ES7 522-1BL00-0AB0 6ES7 522-1BL01-0AB0

Subject to changes. Please also observe the further product documentation!



6ES7 522-1BL10-0AA0
 6ES7 522-1BP00-0AA0
 6ES7 523-1BL00-0AA0

Siemens ET200SP

6ES7 132-6BH00-0AA0
 6ES7 132-6BH00-2AA0
 6ES7 132-6BH01-0BA0
 6ES7 132-6BH01-2BA0

GE Fanuc

GE Fanuc 9030

IC693 MDL740
 IC693 MDL742
 IC693 MDL753

GE Fanuc RX3i

IC694 MDL753

Schneider

Schneider Modicon TM3

TM3 DQ16T(G)
 TM3 DQ16TK
 TM3 DQ32TK

Schneider Modicon M340

BMX DDO 1602
 BMX DDO 3202K
 BMX DDO 6402K
 BMX DDM 3202K

Schneider Modicon Quantum

140 DDO 353 00
 140 DDO 353 01
 140 DDO 364 00
 140 DVO 853 00

Schneider TSX

TSX DSY 16T2
 TSX DSY 32T2K
 TSX DSY 64T2K
 TSX DMY 28FK
 TSX DMY 28RFK

Schneider Twido

TM2 DDO 16TK
 TM2 DDO 32TK

Rockwell

Rockwell Compact Logix

1769 - OB16
 1769 - OB16P
 1769 - OB32
 1769 - OB32T

Rockwell Control Logix

1756 - OB16E
 1756 - OB32

Subject to changes. Please also observe the further product documentation!

WAGO GmbH & Co. KG

Hansastr. 27

32423 Minden

Phone: +49571 887-0 | Fax: +49571 887-169

Email: info.de@wago.com | Web: www.wago.com

Do you have any questions about our products?

We are always happy to take your call at +49 (571) 887-44222.



Omron

Omron CJ1W	CJ1W-MD232
	CJ1W-OD212
	CJ1W-OD232
	CJ1W-OD262

WAGO

WAGO I/O System 750	750-1500
WAGO I/O System 753	753-530 (x2)

Connection data

Connection 1

Connector	DIN 41651 connector; male connector
Pole number 1	20
Connection type 1	System
Note (conductor cross-section)	12 AWG: THHN, THWN
Mating direction	vertical

Connection 2

Design 2	PCB terminal blocks
Pole number 2	48
Connection type 2	Field
WAGO connector 2	WAGO 236 Series
Solid conductor 2	0.08 ... 2.5 mm ² / 28 ... 12 AWG
Fine-stranded conductor 2	0.08 ... 2.5 mm ² / 28 ... 12 AWG
Strip length 2	5 ... 6 mm / 0.2 ... 0.24 inches

Connection 3

Design 3	PCB terminal blocks
Pole number 3	4
Connection type 3	Power supply
WAGO connector 3	WAGO 236 Series
Solid conductor 3	0.08 ... 2.5 mm ² / 28 ... 12 AWG
Fine-stranded conductor 3	0.08 ... 2.5 mm ² / 28 ... 12 AWG
Strip length 3	5 ... 6 mm / 0.2 ... 0.24 inches

Subject to changes. Please also observe the further product documentation!

WAGO GmbH & Co. KG
 Hansastr. 27
 32423 Minden
 Phone: +49571 887-0 | Fax: +49571 887-169
 Email: info.de@wago.com | Web: www.wago.com

Do you have any questions about our products?
 We are always happy to take your call at +49 (571) 887-44222.



Physical data

Width	247 mm / 9.724 inches
Height	105 mm / 4.134 inches
Depth from upper-edge of DIN-rail	55 mm / 2.165 inches

Mechanical Data

Mounting type	DIN-35 rail
---------------	-------------

Material Data

Contact material (relay)	AgNi 90/10
Fire load	5.442 MJ
Weight	685 g

Environmental requirements

Ambient temperature (operation)	-25 ... +50 °C
Ambient temperature (storage)	-40 ... +70 °C
Relative humidity	85% (non-condensing)

Commercial data

Product Group	30 (WAGO France)
eCl@ss 10.0	27-14-11-52
eCl@ss 9.0	27-14-11-52
ETIM 8.0	EC002780
ETIM 7.0	EC002780
PU (SPU)	1 pcs
Packaging type	box
Country of origin	FR
GTIN	4045454980153
Customs tariff number	85364900990

Environmental Product Compliance

RoHS Compliance Status	Compliant, No Exemption
------------------------	-------------------------

Approvals / Certificates


General approvals

Certificate


Subject to changes. Please also observe the further product documentation!

WAGO GmbH & Co. KG
 Hansastr. 27
 32423 Minden
 Phone: +49571 887-0 | Fax: +49571 887-169
 Email: info.de@wago.com | Web: www.wago.com

Do you have any questions about our products?
 We are always happy to take your call at +49 (571) 887-44222.









Logo	Approval	Additional Approval Text	name
	EAC Brjansker Zertifizierungsstelle	TP TC 004/2011	EAC RU C-DE.AM02.B.00122/19

Declarations of conformity and manufacturer's declarations

Logo	Approval	Additional Approval Text	Certificate name
	UK-Declaration of Conformity WAGO GmbH & Co. KG	-	-

Optional accessories

Cables and pluggable connectors

System cable			
	Item no.: 706-2300/301-300 System cable; for Siemens S7-300; 2 x 16 digital inputs or outputs; Length: 3 m; Conductor cross-section: 0.14 mm ²		www.wago.com/706-2300/301-300
	Item no.: 706-2300/301-200 System cable; for Siemens S7-300; 2 x 16 digital inputs or outputs; Length: 2 m; Conductor cross-section: 0.14 mm ²		www.wago.com/706-2300/301-200
	Item no.: 706-2300/200-100 System cable; for Siemens S7-300; 2 x 16 digital outputs; Length: 1 m; Conductor cross-section: 0.14 mm ²		www.wago.com/706-2300/200-100
	Item no.: 706-2300/200-300 System cable; for Siemens S7-300; 2 x 16 digital outputs; Length: 3 m; Conductor cross-section: 0.14 mm ²		www.wago.com/706-2300/200-300
	Item no.: 706-2300/200-200 System cable; for Siemens S7-300; 2 x 16 digital outputs; Length: 2 m; Conductor cross-section: 0.14 mm ²		www.wago.com/706-2300/200-200
	Item no.: 706-2300/300-100 System cable; for Siemens S7-300; 16 digital inputs or outputs; Length: 1 m; Conductor cross-section: 0.14 mm ²		www.wago.com/706-2300/300-100
	Item no.: 706-2300/301-100 System cable; for Siemens S7-300; 2 x 16 digital inputs or outputs; Length: 1 m; Conductor cross-section: 0.14 mm ²		www.wago.com/706-2300/301-100
	Item no.: 706-2300/300-200 System cable; for Siemens S7-300; 16 digital inputs or outputs; Length: 2 m; Conductor cross-section: 0.14 mm ²		www.wago.com/706-2300/300-200

Subject to changes. Please also observe the further product documentation!

0.14 mm²



Item no.: 706-2300/300-300

System cable; for Siemens S7-300; 16 digital inputs or outputs; Length: 3 m; Conductor cross-section: 0.14 mm² www.wago.com/706-2300/300-300



Item no.: 706-7753/301-200

System cable; for WAGO-I/O-SYSTEM, 753 Series; 2 x 16 digital inputs or outputs; Length: 2 m; Conductor cross-section: 0.14 mm² www.wago.com/706-7753/301-200

Connecting cable



Item no.: 706-100/1300-200

Connection cable; 20-pole; Pluggable connector per DIN 41651; open-ended; Length: 2 m; Conductor cross-section: 0.14 mm²; UR components www.wago.com/706-100/1300-200



Item no.: 706-100/1300-400

Connection cable; 20-pole; Pluggable connector per DIN 41651; open-ended; Length: 4 m; Conductor cross-section: 0.14 mm²; UR components www.wago.com/706-100/1300-400

Basic Relay

Basic relay



Item no.: 788-154

Basic relay; Nominal input voltage: 24 VDC; 1 changeover contact; Limiting continuous current: 16 A; Module width: 13 mm; Module height: 15 mm www.wago.com/788-154

Marking accessories

Marking strip



Item no.: 2009-110

Marking strips; for Smart Printer; on reel; not stretchable; plain; snap-on type; white www.wago.com/2009-110



Item no.: 709-196

Marking strips; for laser printer; translucent www.wago.com/709-196



Item no.: 709-178

Marking strips; on reel; 7.5 mm wide; not stretchable; plain; snap-on type; white www.wago.com/709-178



Item no.: 709-177

Marking strips; on reel; 7.5 mm wide; not stretchable; plain; snap-on type; translucent www.wago.com/709-177

Downloads

Documentation

Bid Text

704-5034

2019 Feb 19

xml

Download

Subject to changes. Please also observe the further product documentation!

WAGO GmbH & Co. KG

Hansastr. 27

32423 Minden

Phone: +49571 887-0 | Fax: +49571 887-169

Email: info.de@wago.com | Web: www.wago.com

Do you have any questions about our products?

We are always happy to take your call at +49 (571) 887-44222.



X81 - Datei			4.3 kB	
704-5034 doc - Datei	2015 Nov 20	doc	27.6 kB	Download

Additional Information

Disposal and Recycling Electrical and electronic equipment, Batteries, Packaging	V 1.1.0 2022 Aug 18	pdf	2.2 MB	Download
---	------------------------	-----	--------	----------

System Description

WAGO System Wiring, Selection Guide This guide will help you select the appropriate interface modules and system cables for the controller you are usng.		pdf	545.9 kB	Download
---	--	-----	----------	----------

CAD/CAE-Data

CAE data

EPLAN Data Portal 704-5034		URL		Download
WSCAD Universe 704-5034		URL		Download

Environmental Product Compliance

Compliance Search

Environmental Product Compliance 704-5034 Interface module for system wiring; Pluggable connector per DIN 41651; Male connector; 20-pole; 16-channel relay output; 1 changeover contact; PCB terminal blocks; with output fuse; in mounting carrier; 2,50 mm ²		URL		Download
--	--	-----	--	----------

Installation Notes

Subject to changes. Please also observe the further product documentation!