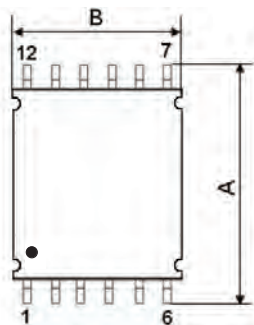
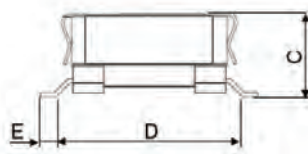
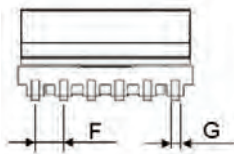


- EFD20 Core Design
- 12 Pin SMD
- Flyback Topology
- Operating Temperature range: -40°C to +130°C
- Maximum reflow temperature: 250°C/-5°C for 20-40 seconds
(Refer to IPC/JEDEC J-STD-02C Standard)

Specifications @25°C					
Inductance Lp @200KHz, 0.1V (1,2 - 3,4)	Leakage Inductance Ls @ 200KHz, 0.1V (tie 7+8+9+10+11+12) (1,2 - 3,4)	DCR (1,2 - 3,4)	DCR (5 - 6)	DCR (12,11,10 - 9,8,7)	Isolation Voltage 3mA, 1sec, 60Hz 1,2,5 to 12,11,10
20.5uH (±5%)	1.0uH Max	39mΩ max	230mΩ max	8.5mΩ max	1800Vac

All specifications subject to change without notice.

MECHANICAL



A	29.21 Max
B	21.84 Max
C	12.00 Max
D	24.60 Ref
E	2.00 Ref
F	3.00 ± 0.10
G	0.70 ± 0.10
Unit : mm	

Marking :



Remark:
YYWW=DATE CODE, YY=YEAR; WW=WEEK

SCHEMATICS

