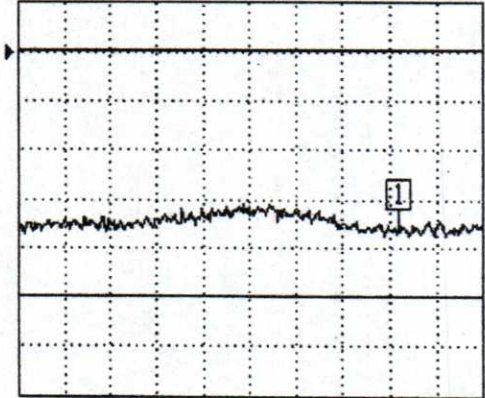
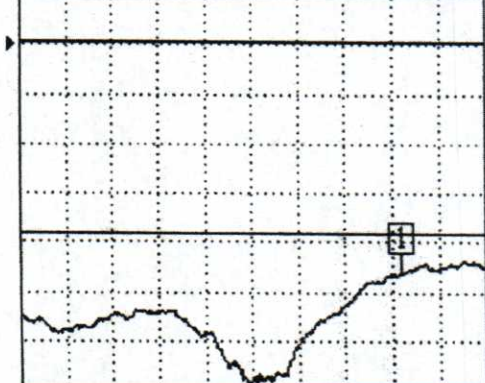


S21 TRANS LOG MAG.
▶0.000 dB 0.100 dB/DIU



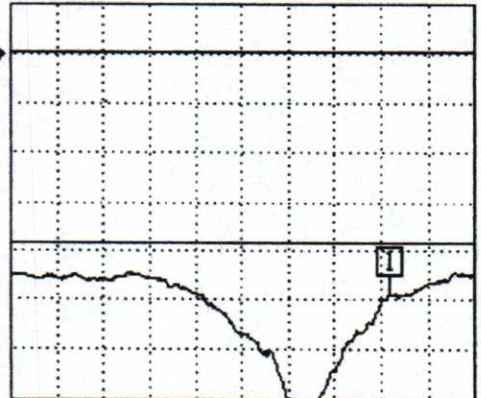
12.000000 GHz 18.000000

S11 REFL LOG MAG.
▶0.000 dB 5.000 dB/DIU



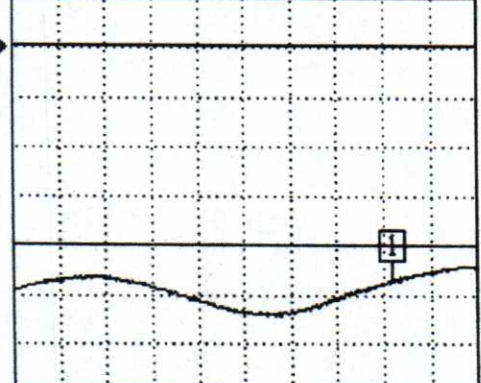
12.000000 GHz 18.000000

S22 REFL LOG MAG.
▶0.000 dB 5.000 dB/DIU



12.000000 GHz 18.000000

S12 TRANS LOG MAG.
▶0.000 dB 5.000 dB/DIU



12.000000 GHz 18.000000

CH 1 - S21
REFERENCE PLANE
0.0000 mm

MARKER 1
16.920000 GHz
-0.364 dB

MARKER TO MAX
▶ MARKER TO MIN

MARKER READOUT
FUNCTIONS

D3C1218 - Circulator
12.0 - 18.0 GHz

Isolation: 20 dB Min
Insertion Loss: 0.50 dB Max
VSWR: 1.25:1 Max
SMA-F All 3 Ports