



A Product Line of  
Diodes Incorporated



---

## SPECIFICATION FOR APPROVAL

CUSTOMER \_\_\_\_\_

NOMINAL FREQUENCY 19.200000 MHz

HOLDER TYPE TYPE FY 5.0x3.2 SEAM SEALED CRYSTAL

SPEC. NO. ( P/N ) FY1920015

CUSTOMER P/N \_\_\_\_\_

ISSUE DATE December 25, 2017

VERSION C

APPROVED	PREPARED	QA

### Diodes Incorporated

---

No.2, Ziqiang 5th Rd., Zhongli Industrial Park,  
Zhongli Dist., Taoyuan City 32063, Taiwan (R.O.C.)  
TEL: 886-3-451-8888  
FAX: 886-3-461-3865  
<https://www.diodes.com>

\*Pb-free  
\*RoHS Compliant  
\*HF-Halogen Free  
\*REACH Compliant



# TYPE FY 5.0x3.2 SEAM SEALED CRYSTAL

## FY1920015

VER. C 25-Dec-17

### ELECTRICAL SPECIFICATIONS

Item	Symbol	Specifications	Units	Notes
Nominal Frequency	Fn	19.200000	MHz	
Mode of Oscillation	MO	AT Cut-Fundamental		
Calibration Load Capacitance	CL	10	pF	
Calibration Tolerance	FL	±10	ppm	at 25°C±3°C
Operating Temperature Range	TR	-20 to +70	°C	
Frequency Stability (Frequency Deviation over the Operating Temperature Range)	F/T	±10	ppm	Reference to the Frequency at 25°C
Operating Drive Level		10	µW	
Maximum Drive Level		100	µW	
Equivalent Series Resistance	ESR	50	Ω	Max
Shunt Capacitance	C0	5	pF	Max
Aging at 25°C		±5	ppm	Max, 1st year
Storage Temperature		-55 to +125	°C	
Insulation Resistance		500	MΩ	Min

※ This product doesn't include harmful substance that stipulated by SONY SS-00259 Level 1 and S-AT2-001 Level 1 standard. RoHS Compliant (Pb - Free).

# TYPE FY 5.0x3.2 SEAM SEALED CRYSTAL

**FY1920015**

VER. C 25-Dec-17

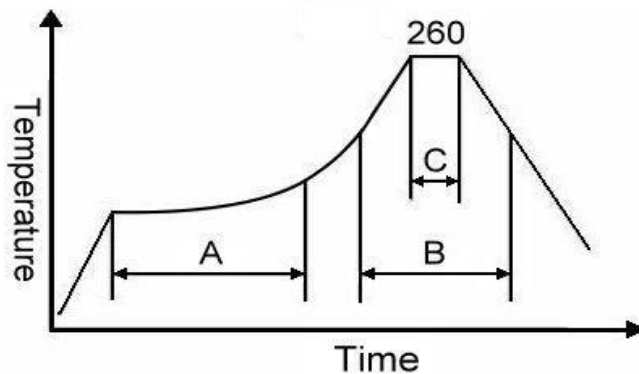
## RELIABILITY SPECIFICATIONS

### MECHANICAL AND ENVIRONMENTAL RATINGS:

- a) FINE LEAK TEST: JESD22-A109 (Condition 1A)
- b) GROSS LEAK TEST: JESD22-A109 (Condition C)
- c) MOISTURE RESISTANCE: JESD22-A113
- d) SHOCK: JESD22-B104 (Condition B)
- e) SOLDERABILITY : (RoHS version): J-STD-002
- f) VIBRATION: JESD22-B103
- g) SOLVENT RESISTANCE: JESD22-B107
- h) RESISTANCE TO SOLDERING HEAT (RoHS version): J-STD-020D Table 5.2 Pb free devices (3 cycles max)

## SUGGESTED IR REFLOW PROFILE

\*As per IPC-JEDEC J-STD-020D



Note:

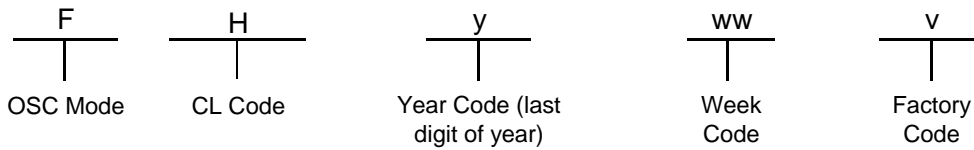
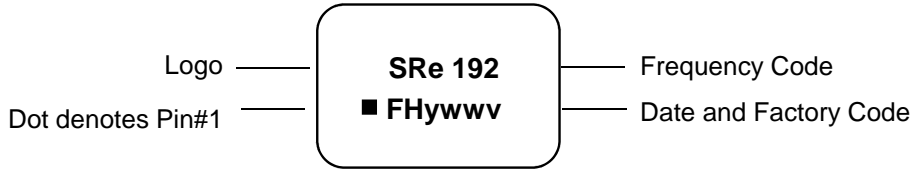
	Stage	Temperature	Time
A	Preheat	150~200°C	60~120 Sec
B	Primary Heat	217°C	60~150 Sec
C	Peak	260°C	10 Sec

# TYPE FY 5.0x3.2 SEAM SEALED CRYSTAL

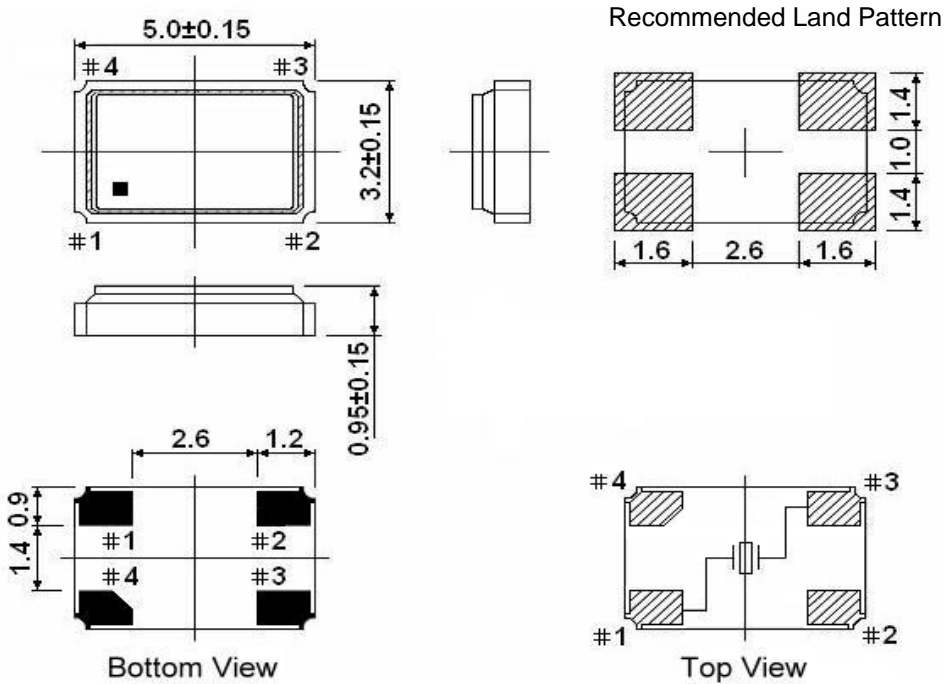
**FY1920015**

VER. C 25-Dec-17

## MARKING



## MECHANICAL DRAWINGS ( Scale: None. Dimensions are in mm.)



\*\* Recommended - Pin 1 & 3 : CRYSTAL  
 Pin 2 & 4 : GND

### Notes:

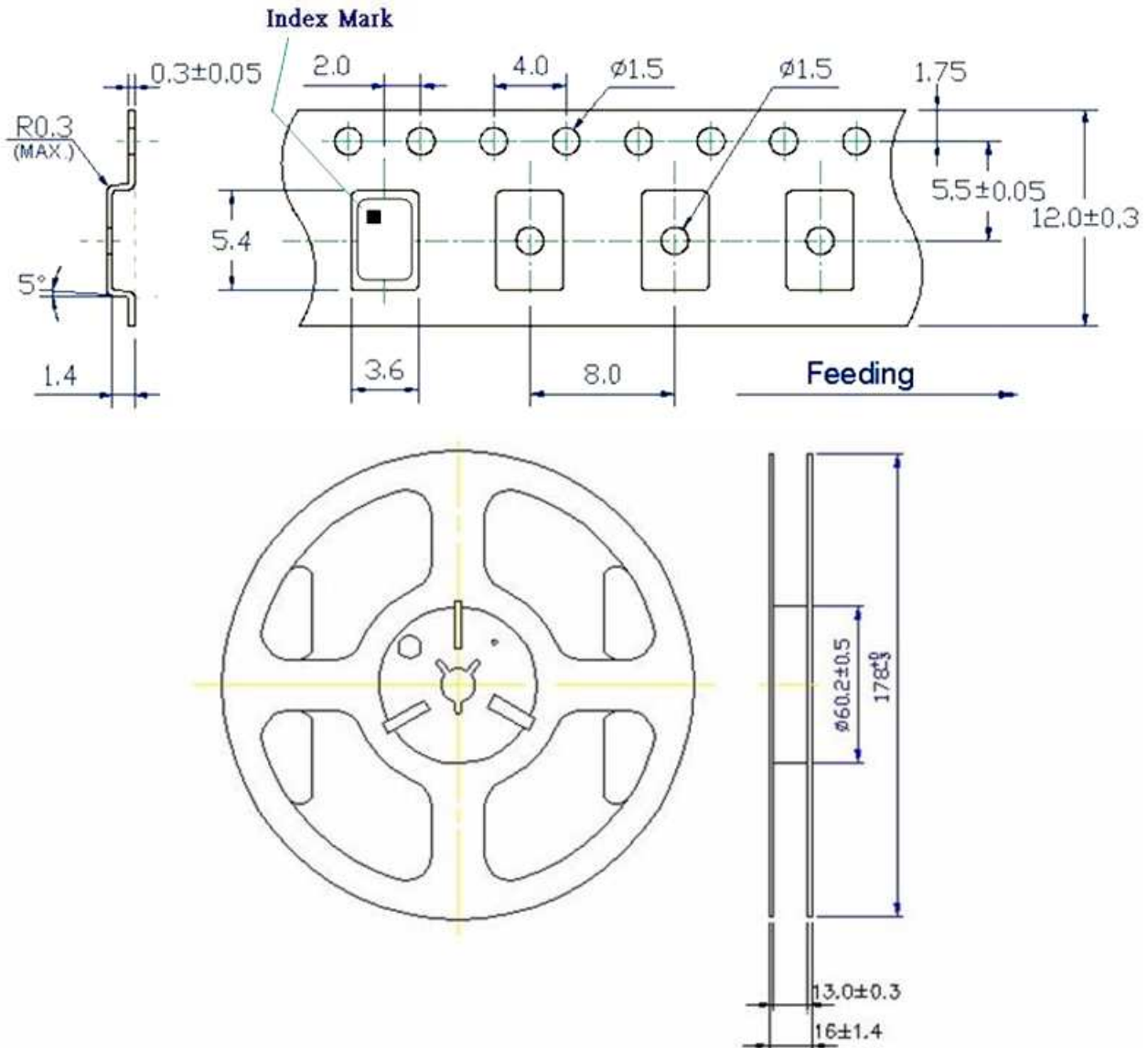
1. Package drawings are for reference only, and the appearances of objects may vary.  
 Actual packages are based on the real product.
2. The marking dot denotes Pin#1.
3. The position and shape of the chamfer pin may vary and are based on the real product.

# TYPE FY 5.0x3.2 SEAM SEALED CRYSTAL

**FY1920015**

VER. C 25-Dec-17

## Tape & Reel



1. 230mm minimum leader which consist of carrier and/or tape followed by a minimum of 160mm of empty carrier tape sealed with cover tape.
2. 160mm minimum trailer of empty carrier tape sealed with cover tape.

# TYPE FY 5.0x3.2 SEAM SEALED CRYSTAL

**FY1920015**

VER. C 25-Dec-17

## PACKING

