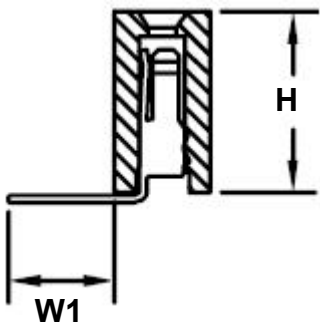
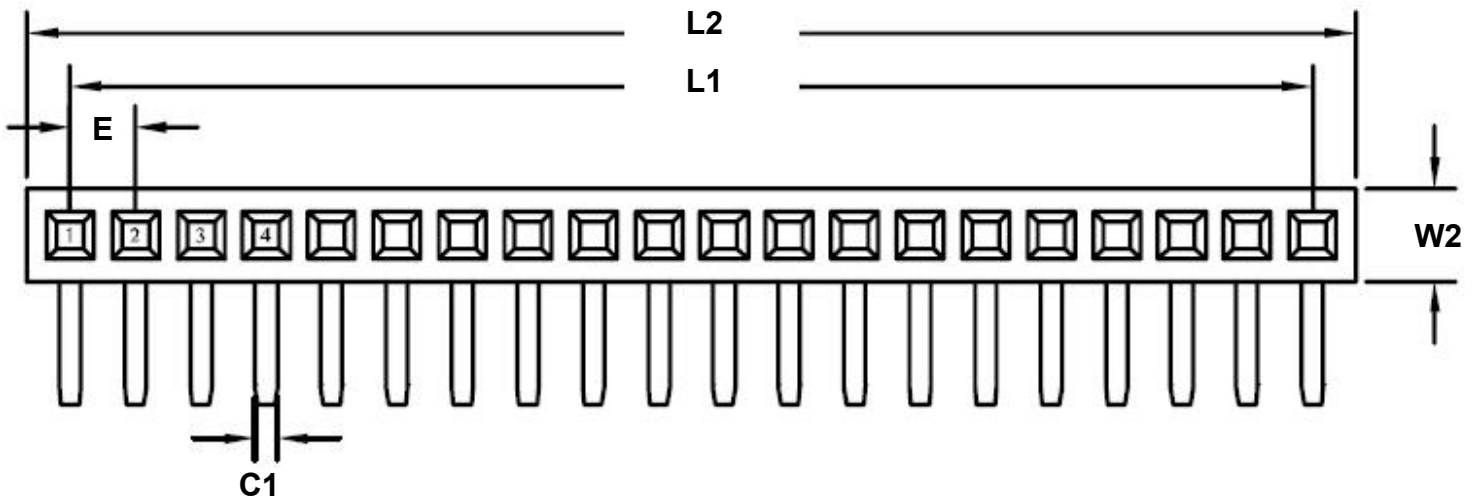
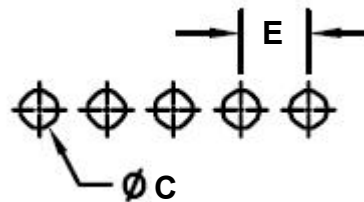


1.27 mm 40 pin Right Angle Female Header Through Hole Gold

| REF. | DIMENSIONS | | | | | |
|------|------------|-------|------|--------|-------|------|
| | mm | | | inches | | |
| | MIN. | TYP. | MAX. | MIN. | TYP. | MAX. |
| C | | 0.70 | | | | |
| C1 | | 0.42 | | | | |
| E | | 1.27 | | | 0.050 | |
| H | | 3.40 | | | | |
| L1 | | 49.53 | | | 1.950 | |
| L2 | | 51.20 | | | 2.016 | |
| W1 | | 2.40 | | | | |
| W2 | | 1.80 | | | | |



Recommended PCB Hole Layout



SPECIFICATIONS

Plastic body construction: PA6T plastic (320°C melting point)

Pin construction: Gold plated (brass pin, with 1um gold over 50um nickel)

Operating temperature range: -40°C to +130°C

Reflow maximum temperature: +260°C