

# Printed-circuit board connector - MC 0,5/ 7-G-2,54 SMDR44C2 - 1706126

Please be informed that the data shown in this PDF Document is generated from our Online Catalog. Please find the complete data in the user's documentation. Our General Terms of Use for Downloads are valid (<http://phoenixcontact.com/download>)

PCB header, nominal cross section: 0.5 mm<sup>2</sup>, color: black, nominal current: 6 A, rated voltage (III/2): 160 V, contact surface: Gold, type of contact: Male connector, number of potentials: 7, Number of rows: 1, Number of positions per row: 7, number of connections: 7, product range: MC 0,5/...-G-SMD, pitch: 2.54 mm, mounting: SMD soldering, pin layout: Linear pad geometry, plug-in system: MICRO COMBICON - FMC 0,5, Pin connector pattern alignment: Standard, Locking: without, mounting: without, type of packaging: 44 mm wide tape, Fixed coding of the last position, can be combined with the FMC 0,5/...-ST-2,54 C2 connector




The figure shows the 10-position version

## Your advantages

- Designed for integration into the SMT soldering process
- Additional solder anchors reduce the mechanical strain on the soldering spots
- Gold-plated contacts ensure transfer quality remains stable over the long term
- Supplied in tape-on-reel packing according to IEC 60286-3 for automated mounting



## Key Commercial Data

|                        |   |
|------------------------|---|
| Packing unit           | 465 pc  |
| Minimum order quantity | 465 pc  |
| GTIN                   | <br>4 0 4 6 3 5 6 8 4 2 2 0 4 |
| GTIN                   | 4046356842204   |

## Technical data

### Item properties

|                           |                          |
|---------------------------|--------------------------|
| Brief article description | Feed-through header      |
| Connector system          | MICRO COMBICON - FMC 0,5 |
| Type of contact           | Male connector           |
| Range of articles         | MC 0,5/...-G-SMD         |
| Pitch                     | 2.54 mm                  |
| Number of positions       | 7                        |
| Mounting type             | SMD soldering            |
| Pin layout                | Linear pad geometry      |
| Locking                   | without                  |
| Number of levels          | 1                        |

# Printed-circuit board connector - MC 0,5/ 7-G-2,54 SMDR44C2 - 1706126

## Technical data

### Item properties

|                                 |          |
|---------------------------------|----------|
| Number of connections           | 7        |
| Number of potentials            | 7        |
| Pin connector pattern alignment | Standard |

### Electrical parameters

|                             |        |
|-----------------------------|--------|
| Nominal current             | 6 A    |
| Nom. voltage                | 160 V  |
| Rated voltage (III/3)       | 32 V   |
| Rated voltage (III/2)       | 160 V  |
| Rated voltage (II/2)        | 160 V  |
| Rated surge voltage (III/3) | 2.5 kV |
| Rated surge voltage (III/2) | 2.5 kV |
| Rated surge voltage (II/2)  | 2.5 kV |

### Material data - contact

|   |   |
|---|---|
| Note  | WEEE/RoHS-compliant, free of whiskers according to IEC 60068-2-82/ JEDEC JESD 201 |
| Contact material                            | Cu alloy  |
| Surface characteristics                     | Completely gold-plated  |
| Metal surface contact area (top layer)      | Gold (0.25 Au)  |
| Metal surface contact area (middle layer)   | Nickel (2 - 4 µm Ni)  |
| Metal surface soldering area (top layer)    | Gold (0.25 Au)  |
| Metal surface soldering area (middle layer) | Nickel (2 - 4 µm Ni)  |

### Material data - housing

|  |              |
|--|--------------|
| Housing color                          | black (9005) |
| Insulating material                    | LCP          |
| Insulating material group              | IIIa         |
| CTI according to IEC 60112             | 175          |
| Flammability rating according to UL 94 | V0           |

### Flange specifications

|                 |         |
|-----------------|---------|
| Type of locking | without |
| Mounting flange | without |

### Dimensions for the product

|                             |  |
|-----------------------------|--|
| Caption                     | Schematische Abbildung - weitere Details siehe Produktfamilienzeichnung im Download Center |
| Length [ l ]                | 7.1 mm   |
| Width [ w ]                 | 22.36 mm   |
| Height [ h ]                | 4.85 mm  |
| Pitch                       | 2.54 mm  |
| Height (without solder pin) | 4.85 mm  |
| Pin dimensions              | 0.64 x 0.64 mm   |

# Printed-circuit board connector - MC 0,5/ 7-G-2,54 SMDR44C2 - 1706126

## Technical data

### Dimensions for PCB design

|               |               |
|---------------|---------------|
| Hole diameter | 1.2 mm        |
| Pad geometry  | 1.2 x 2.06 mm |

### Packaging information

|                             |  |
|-----------------------------|--|
| Type of packaging           | 44 mm wide tape                          |
| Pieces per package          | 465                                      |
| Denomination packing units  | Pcs.                                     |
| [W] tape width              | 44 mm                                    |
| [A] coil diameter           | 330 mm                                   |
| [W2] coil overall dimension | 50.4 mm                                  |
| Outer packaging type        | Transparent-Bag                          |
| ESD level                   | (D) electrostatically conductive         |
| Specification               | DIN EN 61340-5-1 (VDE 0300-5-1): 2008-07 |

### Processing notes

|   |  |
|---|--|
| Process                                   | Reflow soldering                         |
| Specification                             | Following IPC/JEDEC J-STD-020D.1:2008-03 |
|   | Following IEC 60068-2-58:2005-02         |
| Moisture Sensitive Level                  | MSL 1                                    |
| Classification temperature T <sub>c</sub> | 260 °C                                   |
| Solder cycles in the reflow               | 3  |

### Ambient conditions

|   |   |
|---|---|
| Ambient temperature (storage/transport) | -40 °C ... 70 °C                                    |
| Ambient temperature (assembly)          | -5 °C ... 100 °C                                    |
| Ambient temperature (operation)         | -40 °C ... 100 °C (dependent on the derating curve) |

### Air clearances and creepage distances

|   |                     |
|---|---------------------|
| Clearances and creepage distances               | IEC 60664-1:2007-04 |
| Specification                                   | IEC 60664-1:2007-04 |
| Minimum clearance - inhomogeneous field (III/3) | 1.5 mm              |
| Minimum clearance - inhomogeneous field (III/2) | 1.5 mm              |
| Minimum clearance - inhomogeneous field (II/2)  | 1.5 mm              |
| Minimum creepage distance value (III/3)         | 1.5 mm              |
| Minimum creepage distance value (III/2)         | 1.6 mm              |
| Minimum creepage distance value (II/2)          | 1.6 mm              |

### Mechanical tests (A)

|  |             |
|--|-------------|
| Test specification                           | IEC 61984   |
| Insertion strength per pos. approx.          | 2 N         |
| Withdraw strength per pos. approx.           | 2 N         |
| Polarization when inserted requirement >20 N | Test passed |
| Contact holder in insert requirements >20 N  | Test passed |

# Printed-circuit board connector - MC 0,5/ 7-G-2,54 SMDR44C2 - 1706126

## Technical data

### Durability tests (B)

|  |                       |
|--|-----------------------|
| Specification                          | IEC 60512-9-1:2010-03 |
| Contact resistance R <sub>1</sub>      | 2.6 mΩ                |
| Insertion/withdrawal cycles            | 100                   |
| Contact resistance R <sub>2</sub>      | 2.6 mΩ                |
| Impulse withstand voltage at sea level | 2.95 kV               |

### Thermal tests (C)

|   |                       |
|---|-----------------------|
| Specification                                   | IEC 60512-5-1:2002-02 |
| Number of positions                             | 16                    |
| Upper limiting temperature requirements <100 °C | Test passed           |

### Climatic tests (D)

|  |  |
|--|--|
| Specification                          | DIN 50018:2013-05  |
| Cold stress                            | -40 °C/2 h   |
| Thermal stress                         | 100 °C/168 h   |
| Corrosive stress                       | 1.0 dm <sup>3</sup> SO <sub>2</sub> on 300 dm <sup>3</sup> /40 °C/3 cycles |
| Impulse withstand voltage at sea level | 2.95 kV  |
| Power-frequency withstand voltage      | 1.39 kV  |

### Environmental and durability tests (E)

|                                       |  |
|---------------------------------------|--|
| Specification                         | IEC 61984:2008-10                          |
| Result, degree of protection, IP code | Back of hand safety with IP10 access probe |

### Vibration test

|                        |                        |
|------------------------|------------------------|
| Specification          | IEC 60068-2-6:2007-12  |
| Frequency              | 10 - 500 - 10 Hz       |
| Sweep speed            | 1 octave/min           |
| Amplitude              | 0.35 mm (10 - 60.1 Hz) |
| Acceleration           | 5g (60,1 - 500 Hz)     |
| Test duration per axis | 2 h                    |

### Standards and Regulations

|  |        |
|--|--------|
| Connection in acc. with standard       | EN-VDE |
| Flammability rating according to UL 94 | V0     |

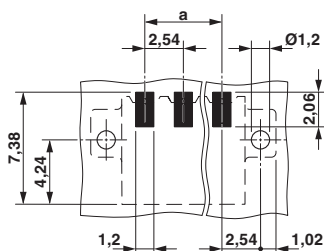
### Environmental Product Compliance

|            |   |
|------------|---|
| China RoHS | Environmentally friendly use period: unlimited = EFUP-e |
|            | No hazardous substances above threshold values          |

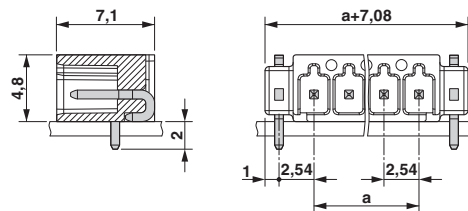
## Drawings

# Printed-circuit board connector - MC 0,5/ 7-G-2,54 SMDR44C2 - 1706126

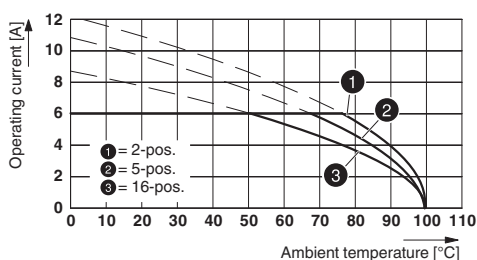
Drilling diagram



Dimensional drawing



Diagram



Type: FMC 0,5/...-ST-2,54 with MC 0,5/...-G-2,54 SMD R..

## Classifications

eCl@ss

|               |          |
|---------------|----------|
| eCl@ss 10.0.1 | 27440402 |
| eCl@ss 11.0   | 27460201 |
| eCl@ss 4.0    | 27260700 |
| eCl@ss 4.1    | 27260700 |
| eCl@ss 5.0    | 27260700 |
| eCl@ss 5.1    | 27260700 |
| eCl@ss 6.0    | 27260700 |
| eCl@ss 7.0    | 27440402 |
| eCl@ss 9.0    | 27440402 |

ETIM

|          |          |
|----------|----------|
| ETIM 3.0 | EC001121 |
| ETIM 4.0 | EC002637 |
| ETIM 6.0 | EC002637 |
| ETIM 7.0 | EC002637 |

UNSPSC

|               |          |
|---------------|----------|
| UNSPSC 6.01   | 30211810 |
| UNSPSC 7.0901 | 39121409 |
| UNSPSC 11     | 39121409 |
| UNSPSC 12.01  | 39121409 |
| UNSPSC 13.2   | 39121409 |

# Printed-circuit board connector - MC 0,5/ 7-G-2,54 SMDR44C2 - 1706126

## Classifications

### UNSPSC

|             |          |
|-------------|----------|
| UNSPSC 18.0 | 39121409 |
| UNSPSC 19.0 | 39121409 |
| UNSPSC 20.0 | 39121409 |
| UNSPSC 21.0 | 39121409 |

## Approvals

### Approvals

#### Approvals

VDE Gutachten mit Fertigungsüberwachung / IECEE CB Scheme / EAC / cULus Recognized

#### Ex Approvals

### Approval details

|   |       |   |          |
|---|-------|---|----------|
| VDE Gutachten mit Fertigungsüberwachung |       | <a href="http://www2.vde.com/de/Institut/Online-Service/VDE-gepruefteProdukte/Seiten/Online-Suche.aspx">http://www2.vde.com/de/Institut/Online-Service/VDE-gepruefteProdukte/Seiten/Online-Suche.aspx</a> | 40042258 |
| Nominal voltage UN                      | 160 V |   |          |
| Nominal current IN                      | 6 A   |   |          |

|                    |       |   |           |
|--------------------|-------|---|-----------|
| IECEE CB Scheme    |       | <a href="http://www.iecee.org/">http://www.iecee.org/</a> | DE1-63595 |
| Nominal voltage UN | 160 V |   |           |
| Nominal current IN | 6 A   |   |           |

|     |  |         |
|-----|--|---------|
| EAC |  | B.01687 |
|-----|--|---------|

|                    |       |   |                 |
|--------------------|-------|---|-----------------|
| cULus Recognized   |       | <a href="http://database.ul.com/cgi-bin/XYV/template/LISEXT/1FRAME/index.htm">http://database.ul.com/cgi-bin/XYV/template/LISEXT/1FRAME/index.htm</a> | E60425-19920306 |
|                    | B     | C   |                 |
| Nominal voltage UN | 150 V | 50 V  |                 |
| Nominal current IN | 6 A   | 6 A   |                 |

# Printed-circuit board connector - MC 0,5/ 7-G-2,54 SMDR44C2 - 1706126

## Accessories

### Accessories

#### Labeled terminal marker

Marker card - SK 2,54/2,8:FORTL.ZAHLEN - 0804853



Marker card, Card, white, labeled, horizontal: consecutive numbers 1 ... 10, 11 ... 20, etc. up to 91 ... 99, mounting type: adhesive, for terminal block width: 2.54 mm, lettering field size: 2.54 x 2.8 mm

---

## Additional products

Printed-circuit board connector - FMC 0,5/ 7-ST-2,54 C2 - 1706238



PCB connector, nominal cross section: 0.5 mm<sup>2</sup>, color: black, nominal current: 6 A, rated voltage (III/2): 160 V, contact surface: Gold, type of contact: Female connector, number of potentials: 7, Number of rows: 1, Number of positions per row: 7, number of connections: 7, product range: FMC 0,5/...-ST, pitch: 2.54 mm, connection method: Push-in spring connection, conductor/PCB connection direction: 0 °, plug-in system: MICRO COMBICON - FMC 0,5, Locking: without, mounting: without, type of packaging: packed in cardboard, Fixed coding of last position; can be combined with MC(V) 0,5/...-G-2,54...C2 headers

---

Phoenix Contact 2021 © - all rights reserved  
<http://www.phoenixcontact.com>

PHOENIX CONTACT GmbH & Co. KG  
Flachsmarktstr. 8  
32825 Blomberg  
Germany  
Tel. +49 5235 300  
Fax +49 5235 3 41200  
<http://www.phoenixcontact.com>