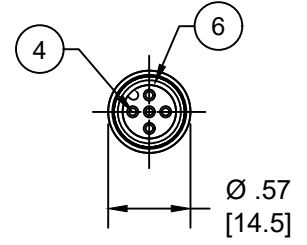
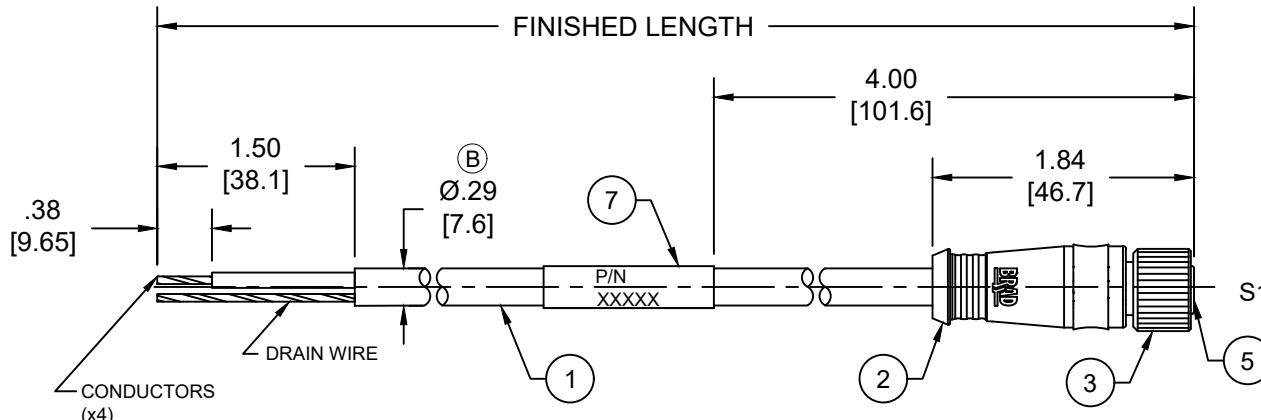
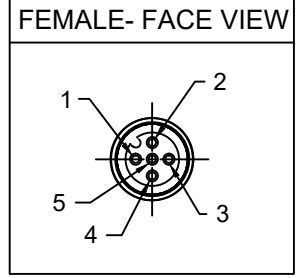
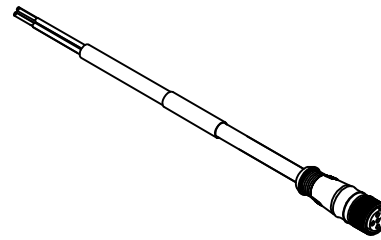


| MATERIAL NUMBER | ENGINEERING NUMBER | FINISHED LENGTH |
|-----------------|--------------------|-----------------|
| 1300270047      | DND20A-M005        | 0.5M [1FT 8 IN] |
| 1300270057      | DND20A-M150        | 15M [49FT 3 IN] |
| 1300270158      | DND20A-M300        | 30M [98FT 5 IN] |

**PART NUMBER LEGEND (B)**  
**DND20A-M005**

FINISHED LENGTH:  
M005 = 0.5 METER  
M010 = 1 METER  
M100 = 10 METER



- NOTES:**
- MATERIAL: AS NOTED
  - FINISH: AS NOTED
  - ELECTRICAL:  
VOLTAGE: 250V AC/DC  
CURRENT: 4 AMPS
  - TEMP RATING: -20°C TO +80°C
  - PROTECTION: IP67 (WHEN MATED)
  - COUPLING THREAD: M12 X 1
  - UL LISTED FILE: E152210 (B)  
CSA CERTIFIED FILE: LR6837
  - ALL DIMENSIONS ARE FOR REFERENCE UNLESS TOLERANCED OR NOTED OTHERWISE

**SCHEMATIC S1**

|   |       |   |           |
|---|-------|---|-----------|
| — | DRAIN | < | 1         |
| — | RED   | < | 2 - V+    |
| — | BLACK | < | 3 - V-    |
| — | WHITE | < | 4 - CAN_H |
| — | BLUE  | < | 5 - CAN_L |

**(B) CABLE LENGTH TOLERANCES**

|                          |                         |
|--------------------------|-------------------------|
| <.3M [1FT]:              | +19mm-0 [+.75in-0]      |
| .3 - .9M [1 - 3FT]:      | +44.5mm-0 [+1.75in-0]   |
| .9 - 1.8M [3 - 6FT]:     | +55.6mm-0 [+2.19in-0]   |
| 1.8 - 3.7M [6 - 12FT]:   | +88.9mm-0 [+3.50in-0]   |
| 3.7 - 7.3M [12 - 24FT]:  | +165.1mm-0 [+6.50in-0]  |
| 7.3-14.6M [24 - 48FT]:   | +317.5mm-0 [+12.50in-0] |
| 14.6 - 30.5M [48-100FT]: | +622.3mm-0 [+24.50in-0] |
| OVER 30M [100FT]         | +2% OF FINISHED LENGTH  |

| 7    | WRAP LABEL              | VINYL         | BLACK/YELLOW     |
|------|-------------------------|---------------|------------------|
| 6    | O-RING                  | NITRILE       | RED              |
| 5    | INSERT                  | NYLON         | BLACK            |
| 4    | SOCKET CONTACT          | COPPER ALLOY  | GOLD OVER NICKEL |
| 3    | COUPLNG NUT             | ZINC DIE CAST | BLACK E-COATED   |
| 2    | OVERMOLD                | TPC           | GRAY             |
| 1    | CABLE #22 AWG DEVICENET | PVC JACKET    | GRAY             |
| ITEM | COMPONENT               | MATERIAL      | FINISH           |

| <b>FUNCTIONAL SYMBOLS</b><br>                        | THIS DRAWING CONTAINS INFORMATION THAT IS PROPRIETARY TO MOLEX ELECTRONIC TECHNOLOGIES, LLC AND SHOULD NOT BE USED WITHOUT WRITTEN PERMISSION |  |  |                         |      |          |       |       |          |       |       |          |       |       |         |       |       |          |       |       |   |
|--|---|--|--|-------------------------|------|----------|-------|-------|----------|-------|-------|----------|-------|-------|---------|-------|-------|----------|-------|-------|---|
|  | DIMENSION UNITS<br><b>INCH/MM</b>   | SCALE<br><b>NTS</b>  | CURRENT REV DESC: ITEM #2 WAS PVC & ITEM #7 WAS PLASTIC FILM. ADDED UL, CSA, O-RING, CABLE DIA, PN LEGEND & TOL CHART. MODIFIED PN TABLE |                         |      |          |       |       |          |       |       |          |       |       |         |       |       |          |       |       |   |
|  | GENERAL TOLERANCES (UNLESS SPECIFIED)   |  | EC NO: 704134<br>DRWN: ABENJAMINLW 2021/06/02<br>CHK'D: RSTONE 2022/04/27<br>APPR: BWOODMAN 2022/05/04                                   |                         |      |          |       |       |          |       |       |          |       |       |         |       |       |          |       |       |   |
|  | DIVISIONAL SYMBOLS  | <table border="1"> <thead> <tr> <th></th> <th>mm</th> <th>INCH</th> </tr> </thead> <tbody> <tr> <td>4 PLACES</td> <td>±----</td> <td>±----</td> </tr> <tr> <td>3 PLACES</td> <td>±----</td> <td>±----</td> </tr> <tr> <td>2 PLACES</td> <td>±----</td> <td>±----</td> </tr> <tr> <td>1 PLACE</td> <td>±----</td> <td>±----</td> </tr> <tr> <td>0 PLACES</td> <td>±----</td> <td>±----</td> </tr> </tbody> </table> |  | mm                      | INCH | 4 PLACES | ±---- | ±---- | 3 PLACES | ±---- | ±---- | 2 PLACES | ±---- | ±---- | 1 PLACE | ±---- | ±---- | 0 PLACES | ±---- | ±---- | INITIAL REVISION:<br>DRWN: TWOLDEGE 2010/01/06<br>APPR: JFMURPHY 2010/01/20 |
|  | mm  | INCH   |  |                         |      |          |       |       |          |       |       |          |       |       |         |       |       |          |       |       |   |
| 4 PLACES   | ±----   | ±----  |  |                         |      |          |       |       |          |       |       |          |       |       |         |       |       |          |       |       |   |
| 3 PLACES   | ±----   | ±----  |  |                         |      |          |       |       |          |       |       |          |       |       |         |       |       |          |       |       |   |
| 2 PLACES   | ±----   | ±----  |  |                         |      |          |       |       |          |       |       |          |       |       |         |       |       |          |       |       |   |
| 1 PLACE  | ±----   | ±----  |  |                         |      |          |       |       |          |       |       |          |       |       |         |       |       |          |       |       |   |
| 0 PLACES   | ±----   | ±----  |  |                         |      |          |       |       |          |       |       |          |       |       |         |       |       |          |       |       |   |
| DRAFT WHERE APPLICABLE MUST REMAIN WITHIN DIMENSIONS |   | THIRD ANGLE PROJECTION<br>   | DRAWING<br><b>A-SIZE</b>   | SERIES<br><b>130027</b> |      |          |       |       |          |       |       |          |       |       |         |       |       |          |       |       |   |

MICRO-CHANGE DEVICENET, M12,  
5 POLE, FEMALE, STRAIGHT, SINGLE KEY,  
#22 AWG

PRODUCT CUSTOMER DRAWING

|                      |          |          |          |
|----------------------|----------|----------|----------|
| DOCUMENT NUMBER      | DOC TYPE | DOC PART | REVISION |
| <b>SD-130027-007</b> | PSD      | 001      | <b>B</b> |

|                 |                |              |            |          |
|-----------------|----------------|--------------|------------|----------|
| DOCUMENT STATUS | P1             | RELEASE DATE | 2022/05/04 | 21:13:41 |
| SEE CHART       | GENERAL MARKET | SHEET NUMBER | 1 OF 1     |          |