

REV. A		SHEET 1 OF 2		DOCUMENT NO. RVPX-P08PXX	
REVISIONS M					
LTR	DESCRIPTION			DATE	
A	INITIAL RELEASE			25-MAY-18	

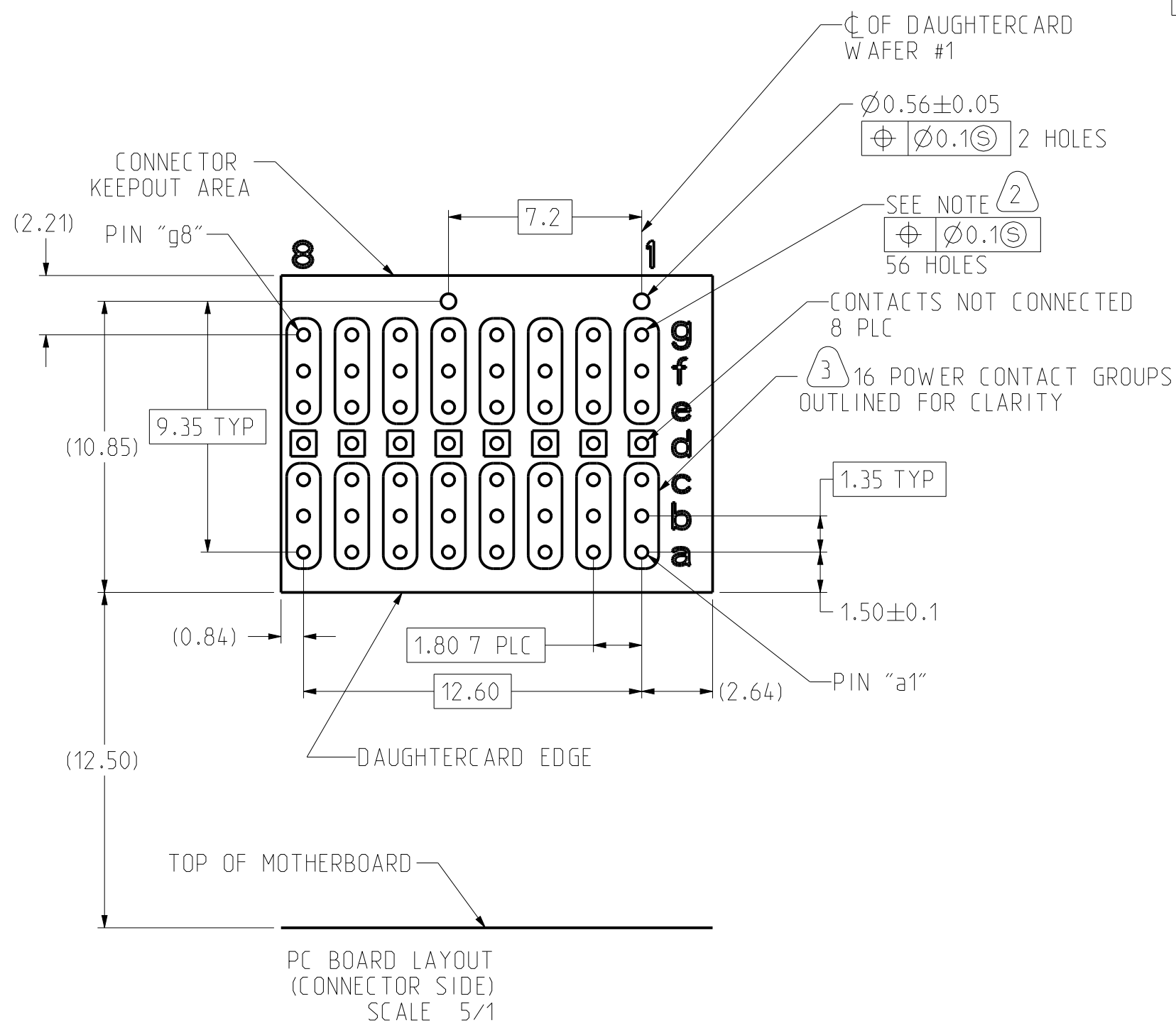
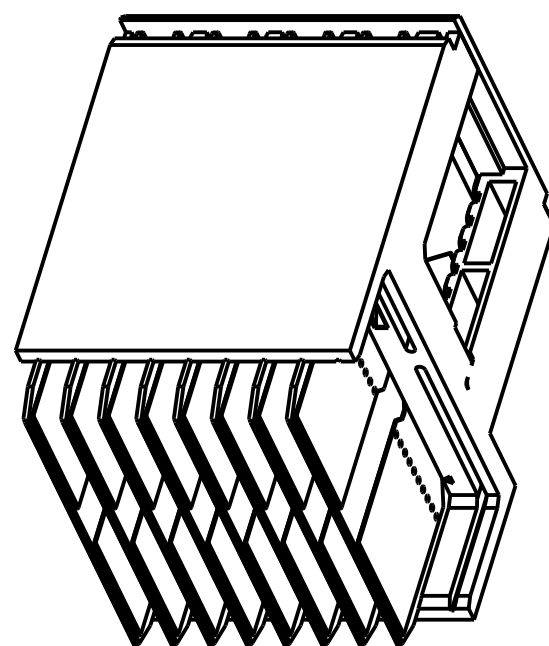


TABLE 1
INTERCONNECTIONS WITH BACKPLANE CONNECTOR RVPX-J08EXX

TYPICAL INTERCONNECTIONS FOR COLUMN (WAFER): 1, 2, 3, 4, 5, 6, 7, 8		
CONTACT USAGE	DAUGHTERCARD CONNECTOR PIN	BACKPLANE CONNECTOR PIN
POWER	ax, bx, cx	ax, bx, cx, dx
POWER	ex, fx, gx	fx, gx, hx, ix
NOT CONNECTED	dx	ex

NOTE: "x" DESIGNATES THE COLUMN NUMBER

TABLE 2
PLATING THICKNESS AND MATERIAL BY PART NUMBER

PART NUMBER	GOLD IN CONTACT AREA	COMPLIANT	NICKEL OVERALL
RVPX-P08PM1	50 μ-INCH MIN	50 μ-INCH MIN TIN	50 μ-INCH MIN
RVPX-P08PM2	50 μ-INCH MIN	50 μ-INCH MIN TIN-LEAD	50 μ-INCH MIN
RVPX-P08PC1	30 μ-INCH MIN	50 μ-INCH MIN TIN	50 μ-INCH MIN
RVPX-P08PC2	30 μ-INCH MIN	50 μ-INCH MIN TIN-LEAD	50 μ-INCH MIN

- NOTES:
- 1 HOUSING: GLASS FILLED LCP, UL94 - V0
CONTACT: Cu ALLOY
POST: STAINLESS STEEL, PASSIVATED
 - 2 PTH CALLOUT TYPICAL HOLE
Ø0.53-.57 DRILL
Ø0.46 ±.05 FINISH HOLE
Ø0.92 PAD
 - 3 SEE TABLE 1 FOR INTERCONNECTIONS TO BACKPLANE CONNECTOR
 - 4 SEE TABLE 2 FOR PART NUMBER AND FINISHES

THE USE OF THIS DOCUMENT IS UNLIMITED. HOWEVER, DOCUMENTS REFERENCED HEREON MAY CONTAIN LIMITED RIGHTS DATA.

RELEASED / Apr. 30 2019, 12:39:10 PM

DOCUMENT NO. RVPX-P08PXX

SHEET 1 OF 2

REV. A

N/A

NEXT ASSEMBLY

PRO/ENGINEER INFORMATION

Pro/e Model Used:
P1233-426-0008-001.ATCS-1.PART
Drawing Name:
RVPX-P08PXX

UNLESS OTHERWISE SPECIFIED	SPECIFICATIONS	POS	QTY	PART NUMBER	DESCRIPTION	NOTE
LINEAR DIMENSIONS ARE IN MILLIMETERS TOLERANCES: .XXXX = ±. - ANGLES= ±1° .XXX = ±. - .XX = ±.13 .X = ±.5 DIM. & TOL. PER ASME Y14.5M; DRM PER MIL-DTL-31000; OTHER Amphenol Stds. PER 9-3800 LEGENDS: =FLAG NOTE CALL OUT REFERENCE ONLY	MATERIAL SPEC. N/A	APPROVALS		DATE	PARTS LIST	
	PROCESS SPEC. 9-3895 9-3856-5	PREPARED BY S. LANGELIER	ENGINEER IN CHARGE S. LANGELIER	DESIGN MANAGER E. HICKEY	25-MAY-18	AMPHENOL CORPORATION 40-60 DELAWARE AVENUE SIDNEY, N.Y. 13858 RIGHT-ANGLE PLUG ASSEMBLY HALF LEFT END, RVPX DAUGHTERCARD CONNECTOR, VITA 46
		THIRD ANGLE PROJECTION			SIZE C CAGE CODE 77820 SCALE: 5.0	DOCUMENT NO. RVPX-P08PXX REF. RVPX-P08VXX SHEET 1 OF 2

RVPX-P08PXX

SHEET 2 OF 2

REV. A

C

B

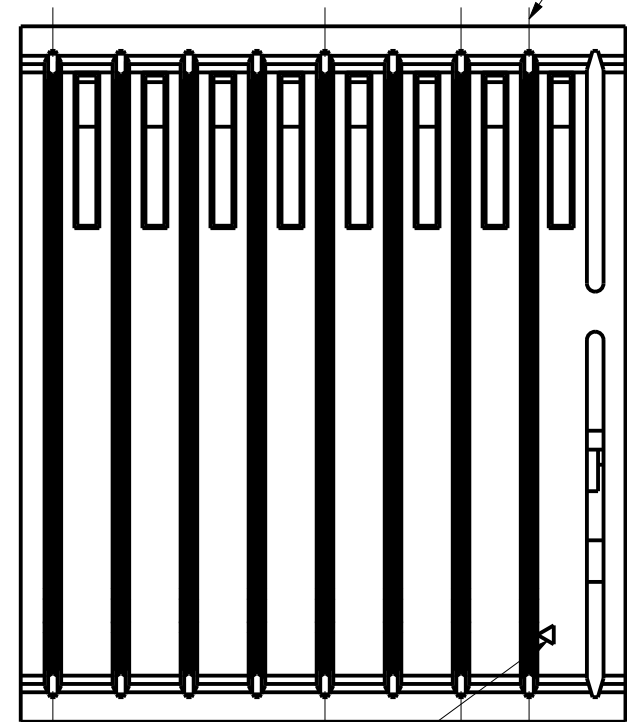
A

4 PAD CONTACT AREA: TYP

DAUGHTERCARD EDGE

HOUSING

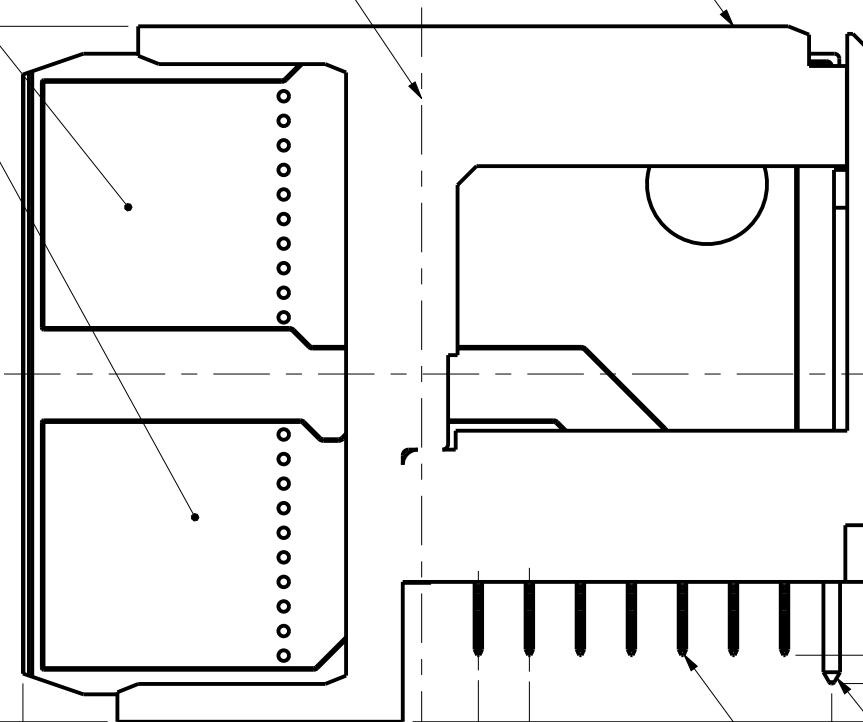
WAFER #1



POSITION a1 1.80 REF 7 PLC 5.40 REF 12.60 REF

18.40 ± 0.1

11.81 ± 0.2



5.50 REF

1.94 TYP 2.69 ± 0.1 2 PLC 3.70 ± 0.1

1.35 REF 6 PLC

1.50 REF

10.00 ± .13

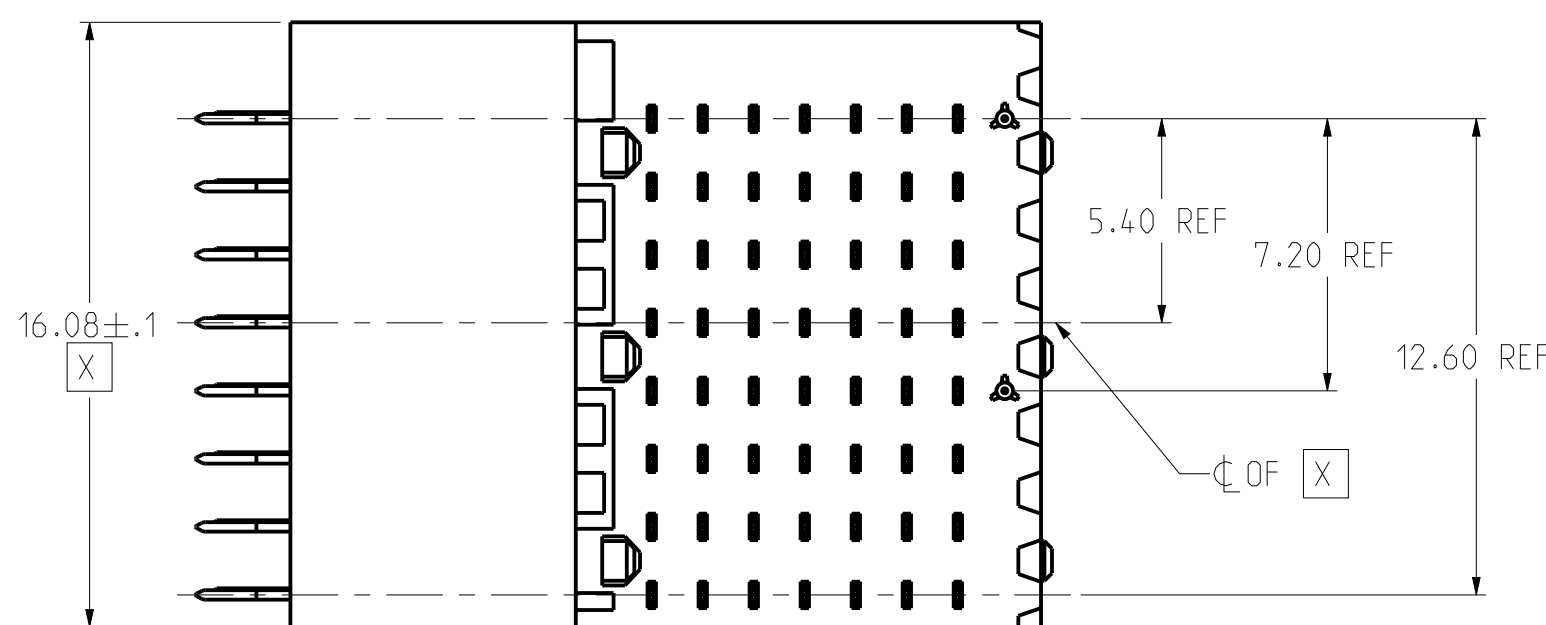
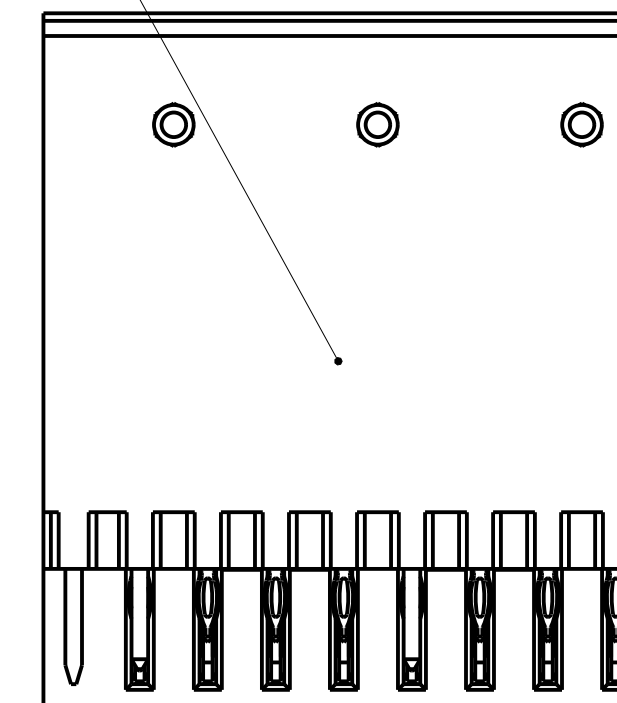
10.85 REF

10.50 ± .13

SEE NOTE 1 POST

SEE NOTE 4 P.C.B TAIL CONTACT

PART MARKING AS FOLLOWS AMPHENOL 77820 'AAO PART NUMBER' (SEE TABLE 1) 'DATE CODE' 'WORK ORDER NUMBER AS LOT NUMBER'



16.08 ± .1

5.40 REF

7.20 REF

12.60 REF

Ø OF X

NOTES: SEE SHEET 1

THE USE OF THIS DOCUMENT IS UNLIMITED. HOWEVER, DOCUMENTS REFERENCED HEREON MAY CONTAIN LIMITED RIGHTS DATA.

RELEASED / Apr. 30 2019, 12:39:10 PM

RVPX-P08PXX

SHEET 2 OF 2

REV. A

SIZE C	CAGE CODE 77820	DOCUMENT NO. RVPX-P08PXX	REV. A
SCALE: 5.0		REF: RVPX-P08VXX	SHEET 2 OF 2

Eng PDM Information For Reference Only

SHEET 2 OF 2

RVPX-P08PXX