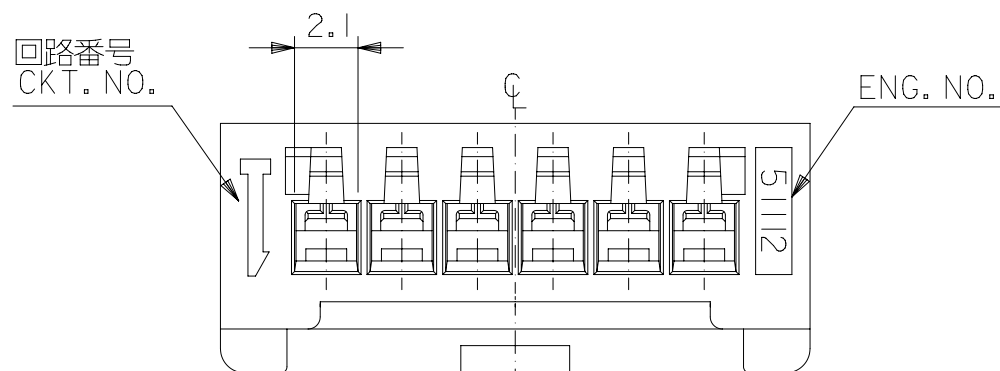
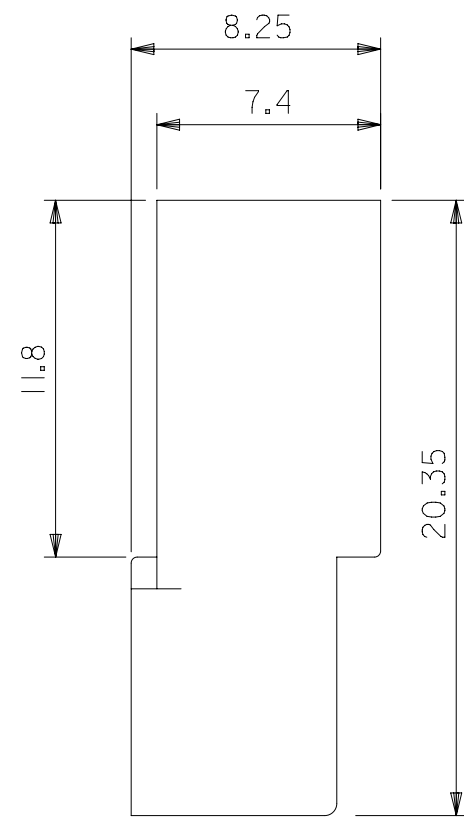
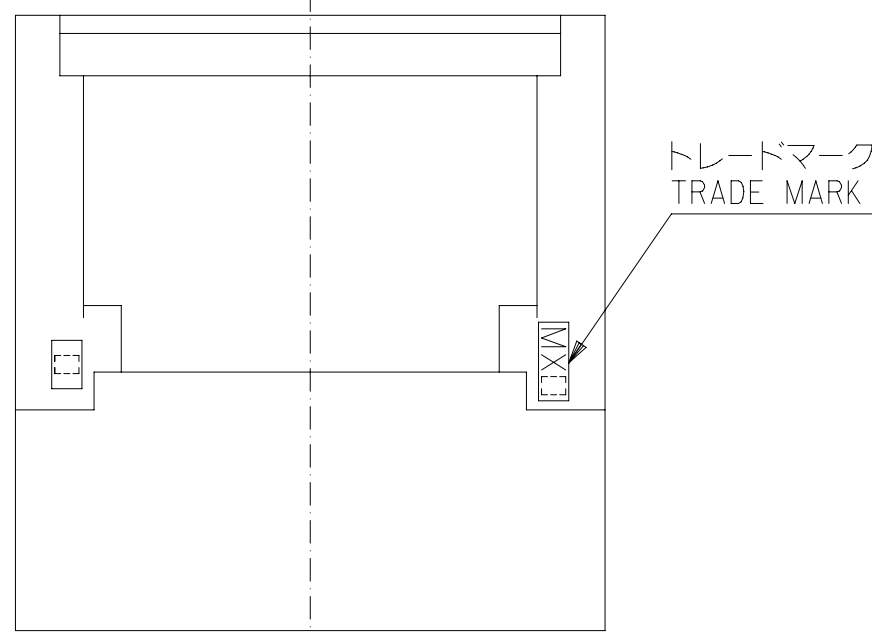


ターミナル装着状態図
TERMINAL ASSEMBLY DRAWING

注記 NOTES

- △ 適合ターミナル：50398シリーズ
APPLICABLE TERMINAL：50398 SERIES
- 2. 嵌合相手：51111シリーズ
MATE WITH：51111 SERIES
- △ 偶数極の製品に適用。
APPLY EVEN CIRCUIT PRODUCTS.



42	40.4	35	51112-1510	15
37	35.4	30	▲ -1310	13
34.5	32.9	27.5	-1210	12
29.5	27.9	22.5	-1010	10
27	25.4	20	-0910	9
24.5	22.9	17.5	-0810	8
19.5	17.9	12.5	-0610	6
17	15.4	10	-0510	5
14.5	12.9	7.5	-0410	4
12	10.4	5	▼ -0310	3
9.5	7.9	2.5	51112-0210	2
C	B	A	ENG. NO.	極数 NO. OF CKT.

THIS DRAWING CONTAINS INFORMATION THAT IS PROPRIETARY TO MOLEX ELECTRONIC TECHNOLOGIES, LLC AND SHOULD NOT BE USED WITHOUT WRITTEN PERMISSION

DIMENSION UNITS mm	SCALE 4:1	CURRENT REV DESC: REMOVED OBSOLETE PART NUMBER AS PER PCN#510656.	molex		
GENERAL TOLERANCES (UNLESS SPECIFIED)		EC NO: 720751			
MM	INCH	DRWN: SANTHN 2022/09/06	PRODUCT CUSTOMER DRAWING		
4 PLACES ±	±	CHK'D: GGA 2022/09/21	DOCUMENT NUMBER		
3 PLACES ±	±	APPR: GGA 2022/09/21	SD-51112-XX10		
2 PLACES ±	±	INITIAL REVISION:	DOC TYPE	DOC PART	REVISION
1 PLACE ±	±	DRWN: K.TOJO '93/9/6	PSD	001	B
0 PLACES ±	±	APPR: M.FUKUSHIMA '93/6/22	MATERIAL NUMBER	CUSTOMER	SHEET NUMBER
ANGULAR TOL ± °	± °	THIRD ANGLE PROJECTION	SEE TABLE	GENERAL MARKET	1 OF 1
DRAFT WHERE APPLICABLE MUST REMAIN WITHIN DIMENSIONS		DRAWING	SERIES		
		B-SIZE	51112		

角度 ANGLE	±3°
30 以上 OVER	±0.3
10 以上 30 未満 UNDER	±0.25
10 未満 UNDER	±0.2
一般公差 GENERAL TOLERANCES	