

Type 0ADBC / 0ADBP

Fast-Acting Fuse Series

HF **Pb** 0ADBC/0ADBP Series, 6x32mm Ceramic Tube Fast-Acting Fuse **RoHS Compliant**

Description

A 1000 VAC/VDC rated ceramic tube cartridge fuse in a compact 6.3 x 32mm package,

Features

- Fast-acting, high breaking capacity up to 1000VDC/AC
- Available in cartridge and pigtail axial lead
- Designed to UL 248-1
- Full compliance with EU Directive 2011/65/EU and amending directive 2015/863
- Halogen Free
- Lead Free

Applications

- Digital Measuring Instruments
- Industrial Power Supplies
- DC/DC modules

LEAD FREE = **Pb**
 HALOGEN FREE = **HF**



UK CA c **RU** us CE

Physical Specifications

Materials	Body : Ceramic
	Cap: Silver Plated Caps
	Pigtail Leads: Tin Plated Copper
Marking	On Fuse :
	"bel"
	"0ADB", "Current Rating", "Voltage Rating", "Appropriate Safety Logos"
	On Label :
	"bel", "0ADBC" or "0ADBP", "Current Rating", "Voltage Rating", "Interrupting Rating", "Appropriate Safety Logos" and " RoHS ", " CE "(China RoHS compliant).

Electrical Characteristics

Testing Current	Opening Time
100%	4 hour Min.
250%	120 sec Max.

Safety Agency Approvals

Safety Agency	Safety Agency Certificate	Ampere Rating / Voltage Rating	Ampere Range / Volt @ I.R. ability*
c RU us	E20624	200mA-3A /1000V AC/DC	200mA-3A /1000V@ 10KA AC /1000V@ 10KA DC

*I.R.= Interrupting Rating = Short Circuit Rating(Amps)

Environmental Specifications

Operating Temperature	-50°C to +105°C
Terminal Strength	MIL-STD-202G, Method 211 Test Condition A
Lead Solderability	MIL-STD-202, Method 208
Mechanical Vibration	MIL-STD-202, Method 201
Thermal Shock	MIL-STD-202, Method 107 Test Condition B (5 cycles -65°C to +125°C)
Humidity	MIL-STD-202, Method 103 Test Condition A (95%RH and 40°C for 240 hours)

Electrical specifications

Part Number	Ampere Rating	Typical Cold Resistance (mOhms)	Voltage and Interrupting Ratings	Typical Voltage Drop (mV)	Typical Pre-Arcing I ² t (A ² Sec)
0ADBC0200-BE	200mA	3900	See Table of Ratings on Page 1 for Voltage and associated Interrupting Ratings	850	0.003
0ADBP0200-RE					
0ADBC0250-BE	250mA	2755		828	0.009
0ADBP0250-RE					
0ADBC0315-BE	315mA	1900		568	0.030
0ADBP0315-RE					
0ADBC0400-BE	400mA	1875		890	0.038
0ADBP0400-RE					
0ADBC0500-BE	500mA	1160		616	0.041
0ADBP0500-RE					
0ADBC0600-BE	600mA	1035		765	0.072
0ADBP0600-RE					
0ADBC1000-BE	1A	450		553	0.23
0ADBP1000-RE					
0ADBC1250-BE	1.25A	300		550	3
0ADBP1250-RE					
0ADBC1600-BE	1.6A	173		380	0.768
0ADBP1600-RE					
0ADBC2000-BE	2A	155	381	1.28	
0ADBP2000-RE					
0ADBC2500-BE	2.5A	89	275	3.91	
0ADBP2500-RE					
0ADBC3000-BE	3A	64	218	7.74	
0ADBP3000-RE					

Consult manufacturer for other ratings

*DC Cold Resistance are measured at <10% of rated current in ambient temperature of 25°C

*Typical Pre-arcing I²t are measured at 10In Current

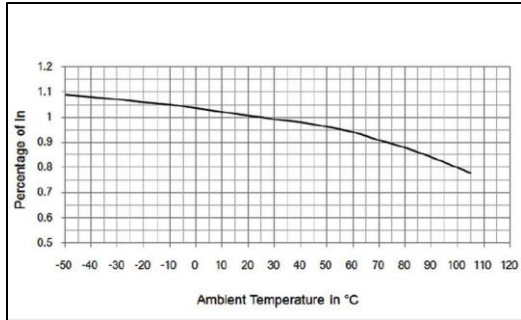


Specifications subject to change without notice

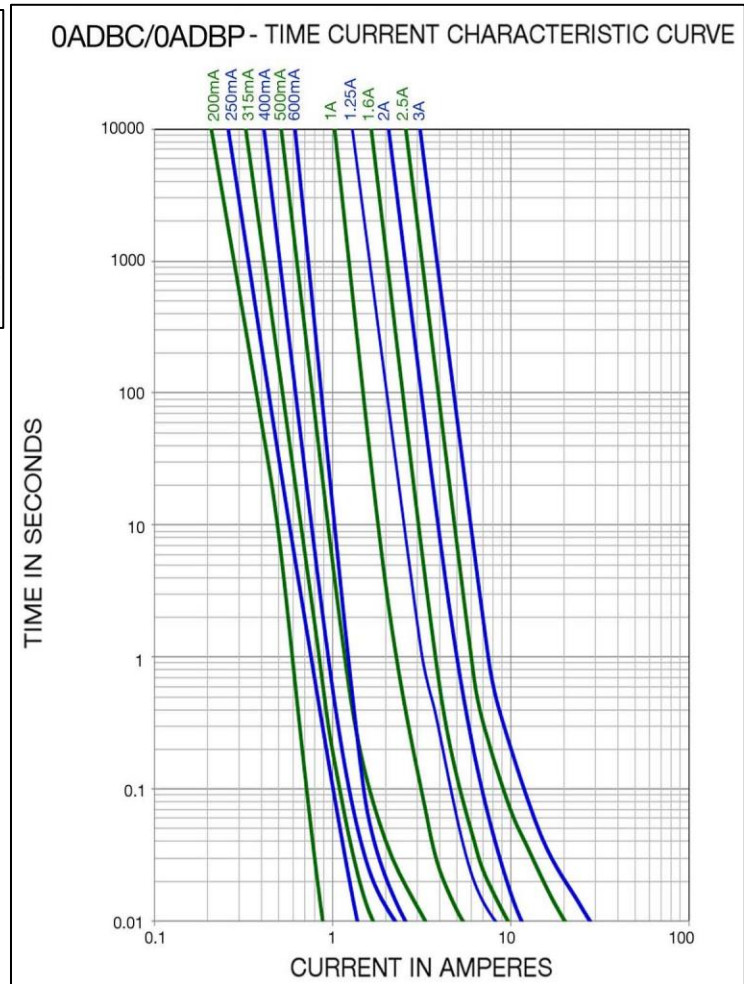
Bel Fuse Inc.
206 Van Vorst Street
Jersey City, NJ 07302 USA

+1 201.432.0463
Bel.US.CS@belf.com
belfuse.com/circuit-protection

Temperature Re-Rating Curve



Average Time Current Curve



Soldering parameters for Pigtail Type

Wave Soldering Compatible: (260°C, 10 sec max)

Hand-Solder:

Solder Iron Temperature: (350°C +/- 5°C)

Heating Time: (5 sec max)



Specifications subject to change without notice

Bel Fuse Inc.
206 Van Vorst Street
Jersey City, NJ 07302 USA

+1 201.432.0463
Bel.US.CS@belf.com
belfuse.com/circuit-protection

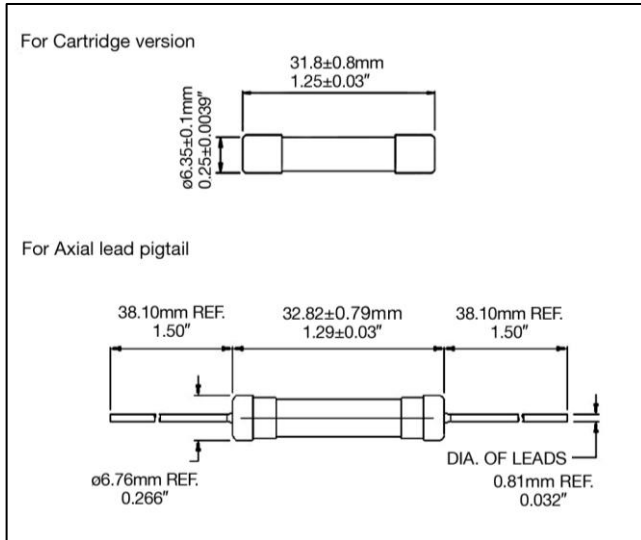
Fuse FGNO Explanation

0ADB X [XXXX] -XX

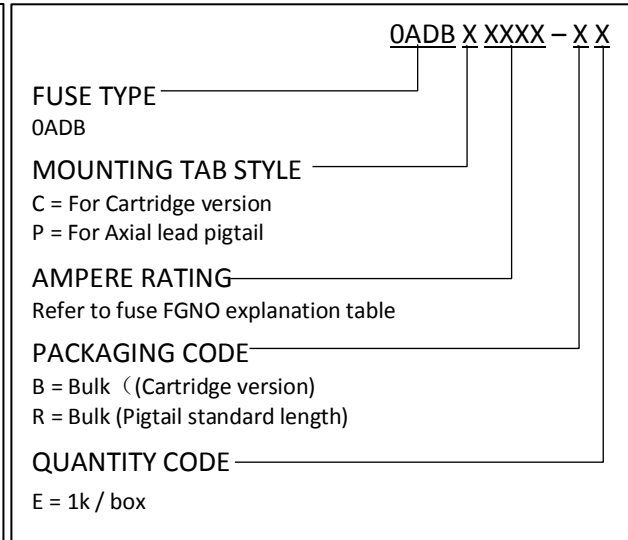
0ADBC/P=0ADBC/P; [XXXX]=Ampere Rating; XX=See Ordering Information as below

Fraction	Decimal	Milliamps	Bel FGNO[XXXX]	Fraction	Decimal	Amps	Bel FGNO[XXXX]
1/5	0.200	200	0200		1.0	1	1000
1/4	.250	250	0250	1-1/4	1.25	1.25	1250
	.315	315	0315		1.6	1.6	1600
4/10	.400	400	0400		2.0	2	2000
1/2	.500	500	0500	2-1/2	2.5	2.5	2500
6/10	.600	600	0600		3.0	3	3000

Mechanical Dimensions



Ordering Information



Packaging

Packaging Option	Quantity	Packaging Code
Bulk	1000	BE
Bulk (Pigtail Version)	1000	RE