

Inline terminal - IB IL 24 PWR IN/2-F-XC-PAC - 2701162

Please be informed that the data shown in this PDF Document is generated from our Online Catalog. Please find the complete data in the user's documentation. Our General Terms of Use for Downloads are valid (<http://phoenixcontact.com/download>)



Inline power terminal, version for extreme conditions, complete with accessories (connector and labeling field), 24 V DC, with fuse (main and segment voltage)

The figure shows the standard item

Product Description


The terminal is designed for use within an Inline station. It provides a 24 V supply voltage to the main circuit (U_M) and automatically supplies power for the 24 V segment circuit (U_S). The terminal has protection against polarity reversal and surge voltage. The internal fuse protects the main and segment circuits.

Your advantages

- Supply of the 24 V main voltage U_M
- Provision of the 24 V segment voltage U_S
- Main and segment circuits protected by an internal fuse
- Can be used under extreme ambient conditions
- Extended temperature range of -40 °C ... +70 °C (see "Tested successfully: use under extreme ambient conditions" in the data sheet)
- Coated PCBs



Key Commercial Data

Packing unit	1 pc
GTIN	 4 046356 713757
GTIN	4046356713757

Technical data

Dimensions

Width	12.2 mm
Height	119.8 mm
Depth	71.5 mm

Interfaces

Connection method	Inline data jumper
-------------------	--------------------

Inline terminal - IB IL 24 PWR IN/2-F-XC-PAC - 2701162

Technical data

Interfaces

Interface	Inline local bus
-----------	------------------

Power supply

Communications power U_L	7.5 V DC
----------------------------	----------

General

Type of protection	Surge protection
	Reverse polarity protection
	Overload protection, short-circuit protection in the main and segment circuits
Weight	59 g

Standards and Regulations

Connection in acc. with standard	CUL
----------------------------------	-----

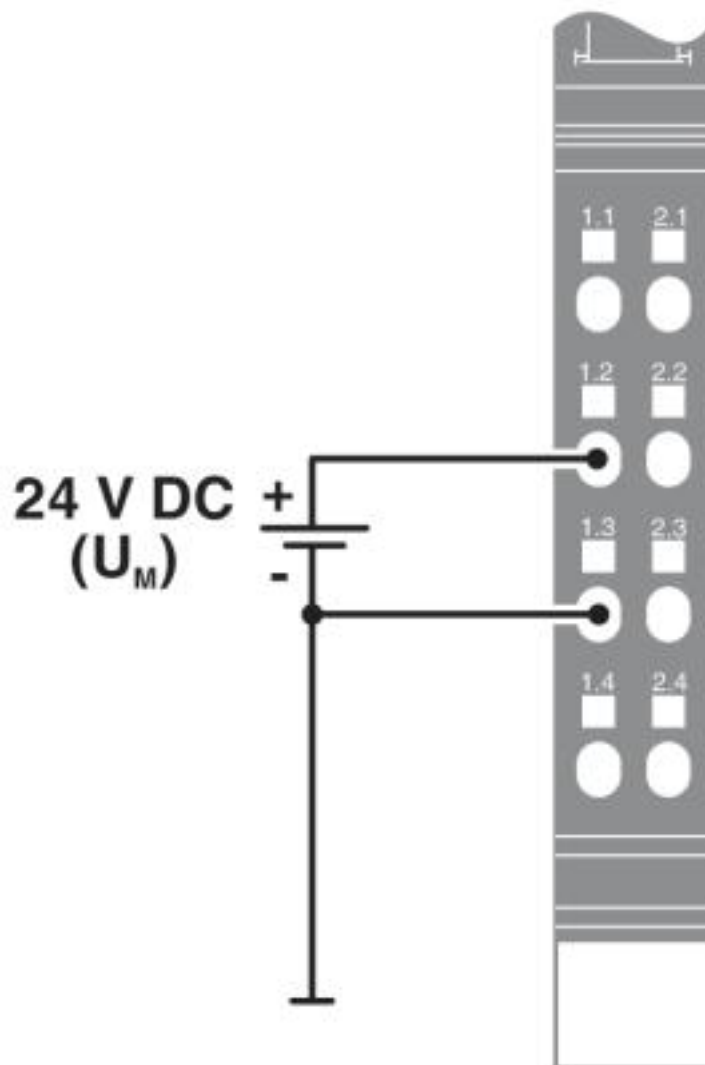
Environmental Product Compliance

China RoHS	Environmentally friendly use period: unlimited = EFUP-e
	No hazardous substances above threshold values

Drawings

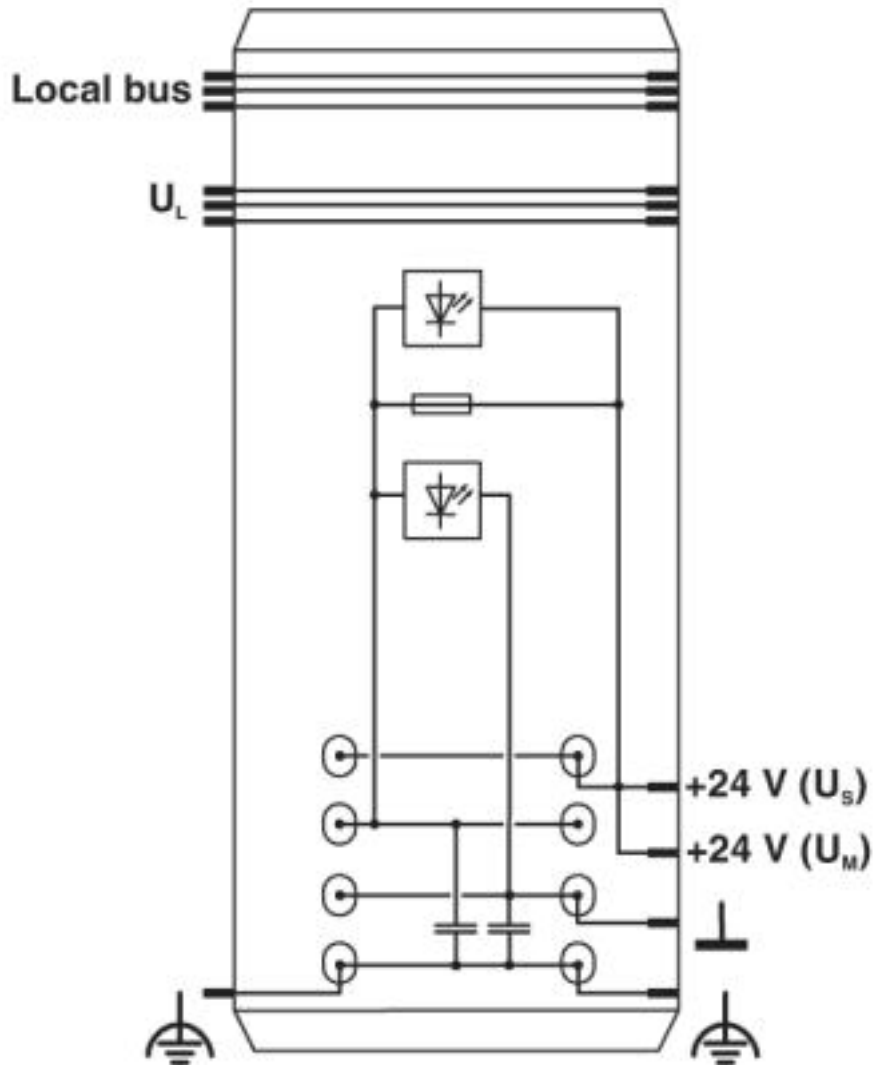
Inline terminal - IB IL 24 PWR IN/2-F-XC-PAC - 2701162

Connection diagram



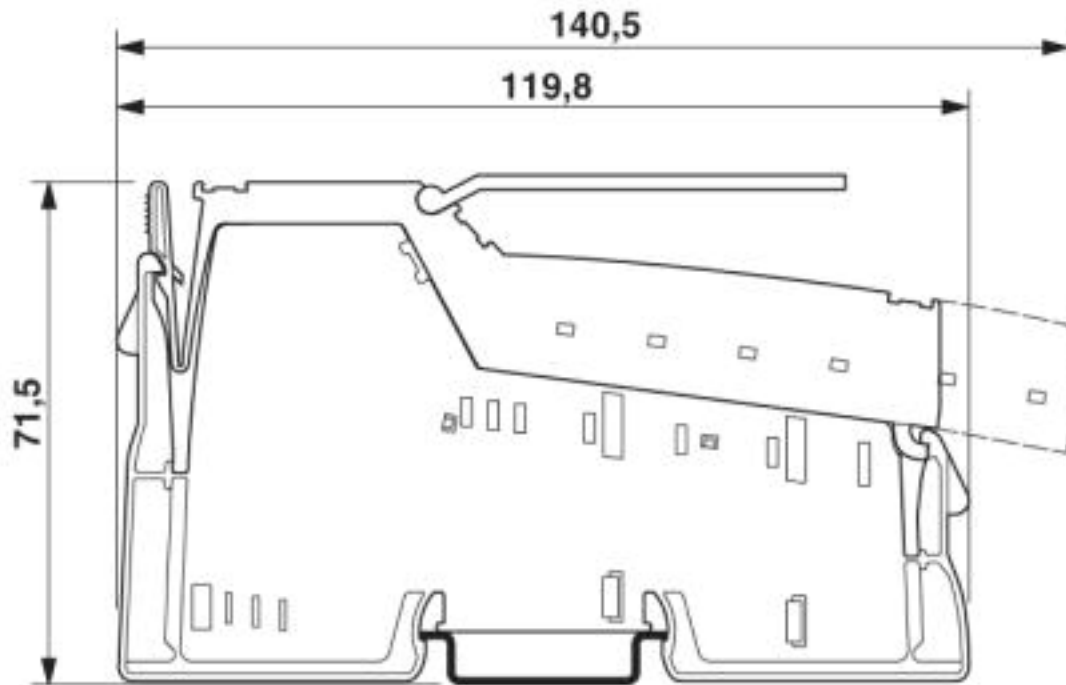
Inline terminal - IB IL 24 PWR IN/2-F-XC-PAC - 2701162

Block diagram



Inline terminal - IB IL 24 PWR IN/2-F-XC-PAC - 2701162

Dimensional drawing



Phoenix Contact 2019 © - all rights reserved
<http://www.phoenixcontact.com>

PHOENIX CONTACT GmbH & Co. KG
Flachsmarktstr. 8
32825 Blomberg
Germany
Tel. +49 5235 300
Fax +49 5235 3 41200
<http://www.phoenixcontact.com>