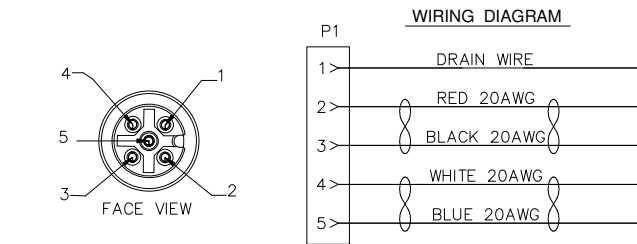
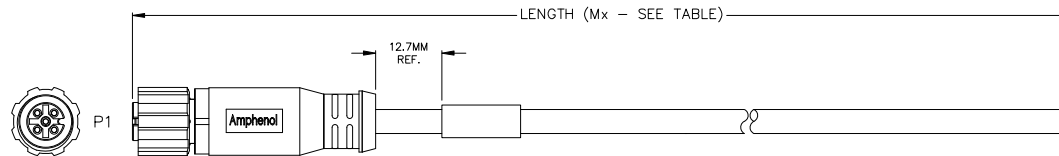



REVISIONS					
REV	ECO	DESCRIPTION	DATE	BY	APPR
A1	--	RELEASE	28MAR16	JAH	KING

TOLERANCE	
0-2.99 M	= +100.0/-25.0mm
3-8.99 M	= +150.0/-25.0mm
9-14.99 M	= +300.0/-25.0mm
15-OVER M	= +450.0/-25.0mm



LABEL DETAIL:



TECHNICAL DATA:

- MATERIALS:**
 COUPLING NUT: THERMOPLASTIC, NYLON, UL94 V-0;
 INSULATION INSERT: THERMOPLASTIC, NYLON, UL 94V-0;
 MACHINED CONTACT: GOLD FLASH PLATING OVER COPPER ALLOY;
 SEAL: EPDM, RED;
 PREMOLD MATERIAL: HOTMELT BLACK;
 OVERMOLD MATERIAL: THERMOPLASTIC, PVC COLOR: GRAY;
 CABLE, 1P*20AWG, SIGNAL PAIR, DOUBLE FOAM-PE INSULATOR,
 1P*20AWG, POWER PAIR, PVC INSULATOR AND NYLON COATED;
 CABLE RATING: 80°C, 300V;
 CABLE JACKET MATERIAL: PVC
 FIXED INSTALLATION BENDING RADIUS : 7*OD

- ELECTRICAL DATA:**
 CURRENT (MAX): 4A
 VOLTAGE (MAX): 300V
 DIELECTRIC TEST VOLTAGE: 500V
- MECHANICAL DATA:**
 TEMPERATURE RANGE: -40°C TO 80°C
 PROTECTION: IP67 (MATED CONDITION)
 MATING CYCLES: >100
- RoHS COMPLIANT

STANDARD VARIANTS	
P/N	LENGTH (METERS)
AM-N05S-M0.3	0.3
AM-N05S-M1	1.0
AM-N05S-M3	3.0
AM-N05S-M5	5.0
AM-N05S-M9	9.0
AM-N05S-M20	20.0

CUSTOMER DRAWING

QUANTITY	PART NUMBER	DESCRIPTION	ITEM										
		MATERIALS LIST											
UNLESS OTHERWISE SPECIFIED: 1) All dimensions are in metric (mm). 2) Tolerances are as follows: 1 PL DEC ±0.30 Fractions ±1/64 2 PL DEC ±0.15 Angles ±1° 3 PL DEC ±0.08 3) Note reference -		<table border="1"> <thead> <tr> <th>SIGNATURES</th> <th>DATE</th> </tr> </thead> <tbody> <tr> <td>DRAWN: FLAN</td> <td>14AUG15</td> </tr> <tr> <td>CHECKED: CHELSEA</td> <td>14AUG15</td> </tr> <tr> <td>ENGINEER:</td> <td></td> </tr> <tr> <td>APPROVAL: KING</td> <td>14AUG15</td> </tr> </tbody> </table>		SIGNATURES	DATE	DRAWN: FLAN	14AUG15	CHECKED: CHELSEA	14AUG15	ENGINEER:		APPROVAL: KING	14AUG15
SIGNATURES	DATE												
DRAWN: FLAN	14AUG15												
CHECKED: CHELSEA	14AUG15												
ENGINEER:													
APPROVAL: KING	14AUG15												
MATERIAL SPECIFICATIONS: NOTED		AM-N05S-Mx DOM: YYMMDD LOT: XXXXXX Amphenol Sine Systems VOLTS: 300 AMPS: 4 Risk of Electrical Shock Do Not Disconnect Under Load. Risque de choc électrique Ne pas débrancher sous tension.											
PROCESS SPECIFICATIONS:		CUSTOMER: THIS DRAWING IS SUPPLIED FOR INFORMATION ONLY. DESIGN FEATURES, SPECIFICATIONS AND PERFORMANCE DATA SHOWN HEREON ARE THE PROPERTY OF THE AMPHENOL CORPORATION. NO RIGHTS OF REPRODUCTION ARE IMPLIED. ALL DIMENSIONS ARE SUBJECT TO NORMAL MANUFACTURING VARIATIONS.											
NEXT ASSY:		SIZE: A4 TYPE: C SCALE: NONE	DWG NO: AM-N05S-Mx SHEET 1 OF 1										

TITLE: END NMEA2000 PLUG, FEM, SOCKET DWG NO: AM-N05S-Mx REV: A1 SH: 1 OF: 1