ITEM NO.	PART NUMBER	DESCRIPTION	QTY.
1	TM45-000041-00	SPACER ADAPTERS	1
2	TM45-000020-00	CENTER CONDUCTOR ADAPTERS	1
3	TM45-000080-00	PASSIVATED THREADED COUPLING	1
4	TM45-000040-00	SPACER FOR INSULATOR	2
5	TM45-000030-00	INSULATOR	2
6	TM45-04M020-00	CENTER CONDUCTOR 2.4mm MALE	1
7	TM45-04M010-00	PASSIVATED BODY 2.4mm MALE	1
8	TM45-000070-00	RETAINING RING	1
9	TM45-000091-00	NUT	1
10	TM45-05F020-00	CENTER CONDUCTOR 3.5mm FEMALE	1
11	TM45-05F010-00	PASSIVATED BODY 3.5mm FEMALE	1

REVISION			
REV.	DESCRIPTION	DATE	BY
-	INITIAL RELEASE	07/31/2019	TDR

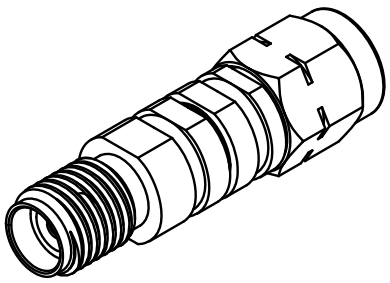

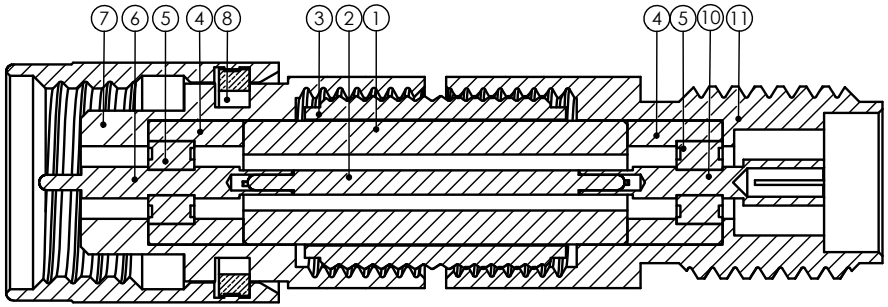

SECTION A-A
SCALE 8 : 1

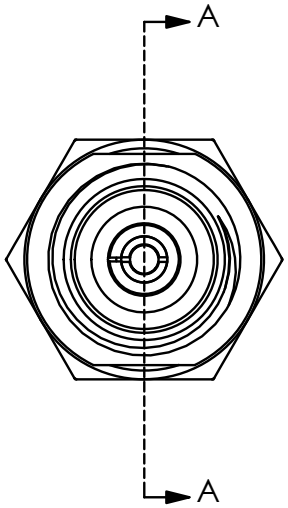

NOTE(S):

1. INSTALL AND TEST PER "MW ADAPTER & CONNECTOR ASSY PROCEDURE", TM99-0008-00.
2. VSWR, MAX. 1.18:1 @ 26.5GHz

APPLICABLE CARLISLE IT DOCUMENTS		
WORK STANDARD	PROD INSTRUC	ASSY INSTRUC
NA	NA	NA
-		

NOTICE
THIS DRAWING EMBODIES A CONFIDENTIAL PROPRIETARY DESIGN ORIGINATED BY CARLISLE INTERCONNECT TECHNOLOGIES & ALL DESIGN, MANUFACTURING, REPRODUCTION, USE & SALE RIGHTS REGARDING THE SAME ARE EXPRESSLY RESERVED. IT IS SUBMITTED UNDER A CONFIDENTIAL RELATIONSHIP FOR A SPECIFIED PURPOSE & THE RECIPIENT AGREES BY ACCEPTING THIS DRAWING NOT SUPPLY OR DISCLOSE ANY INFORMATION REGARDING IT TO ANY UNAUTHORIZED PERSON TO INCORPORATE IN OTHER PROJECTS ANY SPECIAL FEATURES PECULIAR TO THIS DESIGN. ALL PATENT RIGHTS HERETO ARE EXPRESSLY RESERVED BY CARLISLE INTERCONNECT TECHNOLOGIES, KENT, WA 98032.

TOLERANCES AND NOTES

EXCEPT AS NOTED
DIMENSIONS ARE IN INCHES.
LINEAR $\frac{XX \pm .015}{XXX \pm .005}$ ANGULAR ± 1/2°
FRACTION ± 1/32

1. MACHINE FINISH: 63 √ RMS
2. BREAK ALL SHARP EDGES .003 MAX.
3. MACHINED FILLETS .005 MAX.
4. MACHINED SURFACES SQUARE TO RESPECTIVE AXIS WITHIN .005 INCHES PER INCH.
5. MACHINED DIAMETERS CONCENTRIC WITHIN .002 T.I.R.
6. DIMENSIONS TO BE MET BEFORE PLATING.
7. CHAMFER ALL THREADS 45°.
8. THREADS PER H-28
9. REMOVE FRAYED EDGES ON TEFLON.
10. REMOVE ALL BURRS.

MATERIAL		
APPROVAL	INITIALS	DATE
DRAWN BY	MTV	03.02.18
CHECKED BY	-	-
TEST ENGR	-	-
QUALITY	-	-
DESIGN ENGR	MTV	03.02.18
MFG. ENGR	-	-

-	-	-
SIZE	SPECIFICATION	PROCUREMENT

CARLISLE Interconnect Technologies
Kent, WA 98032

TITLE
MW ADAPTER
2.4mm MALE - 3.5mm FEMALE

SCALE	SUB-DIRECTORY\FILE NAME	SHEET 1 OF 1
4:1	_XXXX/	

SIZE	CAGE CODE	DRAWING NO.	REV.
C	7M924	TMA -4MS-5FS-00	-

ENG-SW REV. D