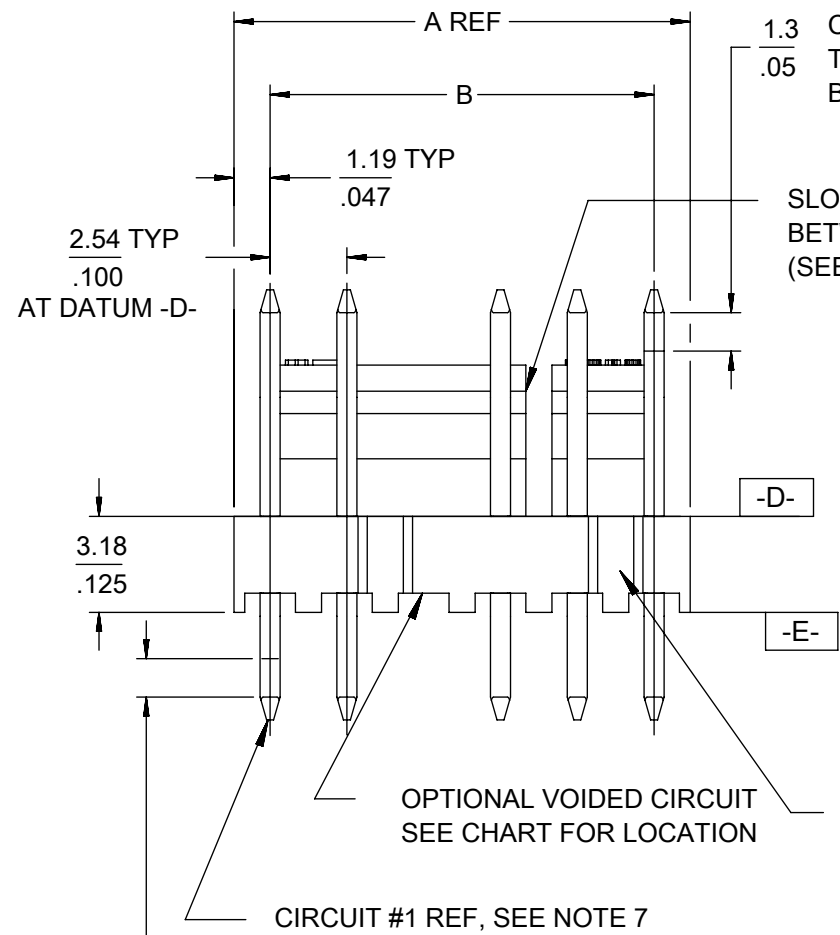
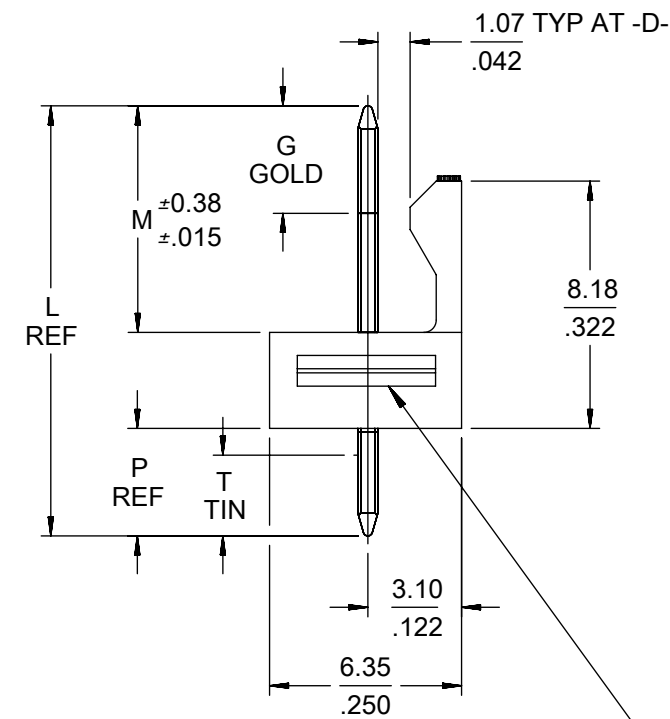


CKT	A	B	SLOTS LOCATION
02	$\frac{4.93}{.194}$	$\frac{2.54 \pm 0.05}{.100 \pm .002}$	NONE
03	$\frac{7.47}{.294}$	$\frac{5.08 \pm 0.10}{.200 \pm .004}$	NONE
04	$\frac{10.01}{.394}$	$\frac{7.62 \pm 0.15}{.300 \pm .006}$	NONE
05	$\frac{12.55}{.494}$	$\frac{10.16 \pm 0.15}{.400 \pm .006}$	NONE
06	$\frac{15.09}{.594}$	$\frac{12.70 \pm 0.18}{.500 \pm .007}$	4, 5
07	$\frac{17.63}{.694}$	$\frac{15.24 \pm 0.18}{.600 \pm .007}$	4, 5
08	$\frac{20.17}{.794}$	$\frac{17.78 \pm 0.20}{.700 \pm .008}$	4, 5
09	$\frac{22.71}{.894}$	$\frac{20.32 \pm 0.20}{.800 \pm .008}$	4, 5
10	$\frac{25.25}{.994}$	$\frac{22.86 \pm 0.23}{.900 \pm .009}$	4, 5
11	$\frac{27.79}{1.094}$	$\frac{25.40 \pm 0.23}{1.000 \pm .009}$	4, 5 8, 9
12	$\frac{30.33}{1.194}$	$\frac{27.94 \pm 0.25}{1.100 \pm .010}$	4, 5 8, 9



1.3
.05 CENTERLINE OF PIN IN AREA SHOWN NOT TO VARY FROM CENTERLINE OF PIN AT -D- BY MORE THAN 0.20/.008 IN ANY DIRECTION.

SLOTS LOCATED BETWEEN CIRCUITS (SEE CHART)

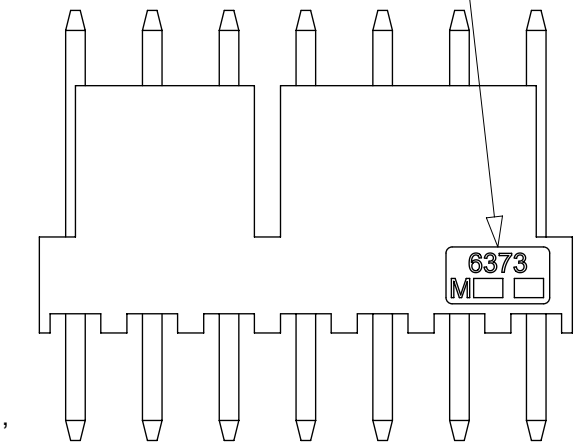


RECESSED GATE MAY BE PRESENT ON 2-12 CIRCUIT PARTS LOCATION VARIES

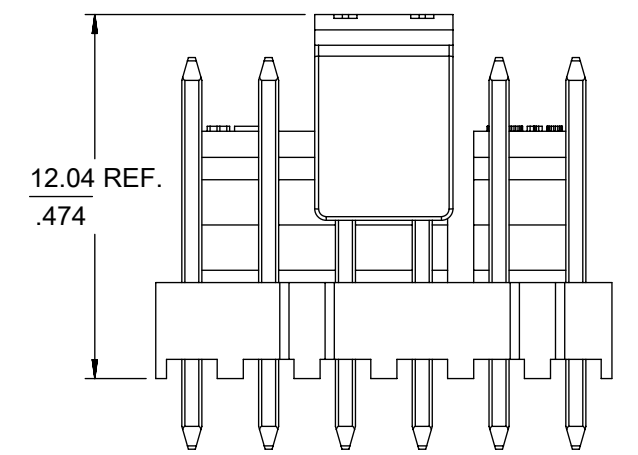
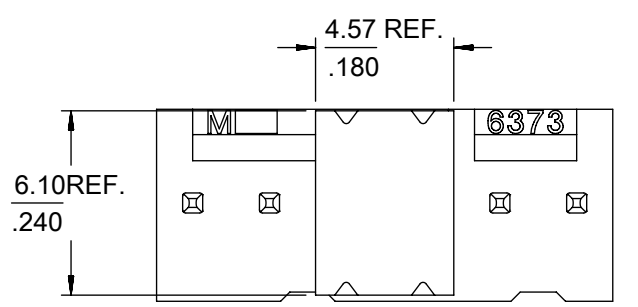
GROOVE MAY BE PRESENT (BOTH SIDES). GEOMETRY IS TOOL DEPENDENT AND MAY BE SLIGHTLY DIFFERENT THAN SHOWN.

1.3
.05 CENTERLINE OF PIN IN AREA SHOWN NOT TO VARY FROM CENTERLINE OF PIN AT -E- BY MORE THAN 0.13/.005 IN ANY DIRECTION.

ALTERNATE ENGRAVING LOCATION (7-12 CKT PARTS ONLY). LOCATION IS DEPENDENT ON TOOLING.



PCB LAYOUT: COMPONENT SIDE



OPTIONAL PICK AND PLACE CAP FOR TAPE AND REEL PACKAGING

NOTES:

- MATERIAL: HOUSING: NYLON, UL 94V-1, COLOR: BLACK
PINS: BRASS
- FINISH:
(197) = OVERALL REFLOWED MATTE TIN: 0.00152/.000060 MIN OVER 0.00127/.000050 MIN NICKEL.
(208) = SELECT GOLD: 0.00038/.000015 MIN, SELECT MATTE TIN: 0.00254/.000100 MIN, BOTH OVER 0.00127/.000050 MIN NICKEL.
(228) = SELECT GOLD: 0.00076/.000030 MIN, SELECT MATTE TIN: 0.00254/.000100 MIN, BOTH OVER 0.00127/.000050 MIN NICKEL.
- PRODUCT SPECIFICATION AND PROCESS PARAMETERS: PS-171856-0001, PS-171856-0002
- PACKAGING INFORMATION: SEE CHART.
- MATES WITH: 4455, 2695, 6471 SERIES.
- PARTS ARE STACKABLE END TO END ON 2.54/.100 CENTERS.
- CIRCUIT ONE DESIGNATION IS USED TO DEFINE VOID LOCATION. CIRCUIT ONE MAY OR MAY NOT LINE UP WITH CIRCUIT ONE ON THE MATING HOUSING.
- PIN PUSHOUT FORCE: 2 LBS MIN.
- THIS PART CONFORMS TO CLASS B REQUIREMENTS OF COSMETIC SPECIFICATION PS-45499-002.
- THE PARTS LISTED ON THIS DRAWING ARE CONSTRUCTED TO MEET THE REQUIREMENT FOR DIRECT SUPPORT OF UNINSULATED LIVE PARTS AS DESCRIBED IN UL508C.

RELEASE STATUS: MODEL: EM-6373-6

QUALITY SYMBOLS	THIS DRAWING CONTAINS INFORMATION THAT IS PROPRIETARY TO MOLEX ELECTRONIC TECHNOLOGIES, LLC AND SHOULD NOT BE USED WITHOUT WRITTEN PERMISSION			
	2018/06/15 2018/08/13 2018/08/13 EC NO: 602687 DRWN: SS06 CHK'D: ISHWARG APPR: ISHWARG	GENERAL TOLERANCES (UNLESS SPECIFIED) DIMENSION UNITS: MM/IN SCALE: 4:1 DRWN BY: MKIPPER DATE: 2012/11/09 CHK'D BY: SSOUSEK DATE: 2012/12/04 APPR BY: FSMITH DATE: 2013/06/11	DIMENSION UNITS: MM/IN SCALE: 4:1 DRWN BY: MKIPPER DATE: 2012/11/09 CHK'D BY: SSOUSEK DATE: 2012/12/04 APPR BY: FSMITH DATE: 2013/06/11	DIMENSION UNITS: MM/IN SCALE: 4:1 DRWN BY: MKIPPER DATE: 2012/11/09 CHK'D BY: SSOUSEK DATE: 2012/12/04 APPR BY: FSMITH DATE: 2013/06/11
ADD NEW PINS EC NO: 602687 DRWN: SS06 CHK'D: ISHWARG APPR: ISHWARG	4 PLACES ± ± 3 PLACES ± ± 0.015 2 PLACES ± 0.25 ± 0.01 1 PLACES ± 0.38 ± 0 PLACES ± ±	ANGULAR TOL ± DRAFT WHERE APPLICABLE MUST REMAIN WITHIN DIMENSIONS	DRAWING SIZE: B THIRD ANGLE PROJECTION	
RELEASE STATUS RELEASE DATE MODEL: EM-6373-6	PRODUCT CUSTOMER DRAWING SERIES: 171856 MATERIAL NUMBER: SEE CHART CUSTOMER: GENERAL MARKET		DOCUMENT NUMBER: SD-171856-0001 DOC TYPE: PSD DOC PART: 000 SHEET NUMBER: 1 OF *	

GROUP:	171856-0002/-0012			
PLATING:	197			
PIN LENGTH: (L)	12.95 / .510			
MATING: (M)	7.44 / .293			
DIM. G:	N/A			
PC TAIL: (P)	2.34 / .092			
DIM T:	OVERALL			
PACKAGING:	PK-6373-001 BULK			
CKTS	MATERIAL NUMBER	CKTS	MATERIAL NUMBER	VOID CKT
2	171856-0002			
3	171856-0003			
4	171856-0004			
5	171856-0005			
6	171856-0006			
7	171856-0007			
8	171856-0008			
9	171856-0009			
10	171856-0010			
11	171856-0011			
12	171856-0012			

GROUP:	171856-1002/-1012			
PLATING:	208			
PIN LENGTH: (L)	12.95 / .510			
MATING: (M)	7.44 / .293			
DIM. G:	3.56 / .140			
PC TAIL: (P)	2.34 / .092			
DIM T:	3.43 / .135			
PACKAGING:	PK-6373-001 BULK			
CKTS	MATERIAL NUMBER	CKTS	MATERIAL NUMBER	VOID CKT
2	171856-1002			
3	171856-1003			
4	171856-1004			
5	171856-1005			
6	171856-1006			
7	171856-1007			
8	171856-1008			
9	171856-1009			
10	171856-1010			
11	171856-1011			
12	171856-1012			

GROUP:	171856-2002/-2012			
PLATING:	228			
PIN LENGTH: (L)	12.95 / .510			
MATING: (M)	7.44 / .293			
DIM. G:	3.56 / .140			
PC TAIL: (P)	2.34 / .092			
DIM T:	3.43 / .135			
PACKAGING:	PK-6373-001 BULK			
CKTS	MATERIAL NUMBER	CKTS	MATERIAL NUMBER	VOID CKT
2	171856-2002			
3	171856-2003			
4	171856-2004			
5	171856-2005			
6	171856-2006			
7	171856-2007			
8	171856-2008			
9	171856-2009			
10	171856-2010			
11	171856-2011			
12	171856-2012			

REV: B1	<u>ECM INFORMATION:</u>	<u>TITLE:</u> KK RPC 100 HEADER ASSEMBLY FRICTION LOCK SOLID BODY	<u>SHEET No.</u> - 2 -	
	ECM No.: 602687 DATE: 8/13/2018			
<u>DOCUMENT NUMBER:</u> SD - 171856 - 0001		<u>CREATED / REVISED BY:</u> SS06	<u>CHECKED BY:</u> SS06	<u>APPROVED BY:</u> ISHWARG

GROUP:	171856-3002/-3012			
PLATING:	197			
PIN LENGTH: (L)	12.95 / .510			
MATING: (M)	7.44 / .293			
DIM. G:	N/A			
PC TAIL: (P)	2.34 / .092			
DIM T:	OVERALL			
PACKAGING:	PK-171856-0001 TAPE AND REEL W/CAP			
CKTS	MATERIAL NUMBER	CKTS	MATERIAL NUMBER	VOID CKT
2	171856-3002			
3	171856-3003			
4	171856-3004			
5	171856-3005			
6	171856-3006			
7	171856-3007			
8	171856-3008			
9	171856-3009			
10	171856-3010			
11	171856-3011			
12	171856-3012			

GROUP:	171856-4002/-4012			
PLATING:	208			
PIN LENGTH: (L)	12.95 / .510			
MATING: (M)	7.44 / .293			
DIM. G:	3.56 / .140			
PC TAIL: (P)	2.34 / .092			
DIM T:	3.43 / .135			
PACKAGING:	PK-171856-0001 TAPE AND REEL W/CAP			
CKTS	MATERIAL NUMBER	CKTS	MATERIAL NUMBER	VOID CKT
2	171856-4002			
3	171856-4003			
4	171856-4004			
5	171856-4005			
6	171856-4006			
7	171856-4007			
8	171856-4008			
9	171856-4009			
10	171856-4010			
11	171856-4011			
12	171856-4012			

GROUP:	171856-5002/-5012			
PLATING:	208			
PIN LENGTH: (L)	14.22 / .560			
MATING: (M)	7.49 / .295			
DIM. G:	3.56 / .140			
PC TAIL: (P)	3.56 / .140			
DIM T:	3.43 / .135			
PACKAGING:	1718561000-PK TAPE AND REEL W/O CAP			
CKTS	MATERIAL NUMBER	CKTS	MATERIAL NUMBER	VOID CKT
4	171856-5004			
8	171856-5008			

REV: B1	<u>ECM INFORMATION:</u>	<u>TITLE:</u> KK RPC 100 HEADER ASSEMBLY FRICTION LOCK SOLID BODY	<u>SHEET No.</u> - 4 -	
	ECM No.: 602687 DATE: 8/13/2018			
<u>DOCUMENT NUMBER:</u> SD - 171856 - 0001		<u>CREATED / REVISED BY:</u> SS06	<u>CHECKED BY:</u> SS06	<u>APPROVED BY:</u> ISHWARG

