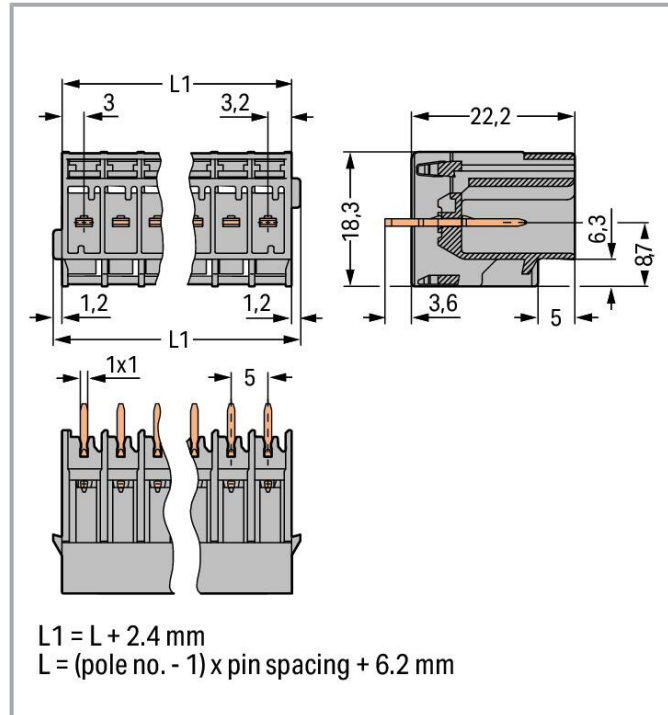


## Data sheet | Item number: 769-640

THT male header; 1.0 x 1.0 mm solder pin; straight; Pin spacing 5 mm; 10-pole; gray

[www.wago.com/769-640](http://www.wago.com/769-640)



### Data

#### Electrical data

#### Ratings per IEC/EN

|                               |       |
|-------------------------------|-------|
| Nominal voltage (III/3)       | 250 V |
| Rated impulse voltage (III/3) | 4 kV  |
| Rated voltage (III/2)         | 500 V |
| Rated impulse voltage (III/2) | 4 kV  |
| Rated current                 | 32 A  |

Subject to changes. Please also observe the further product documentation!

WAGO GmbH & Co. KG  
Hansastr. 27  
32423 Minden  
Phone: +49571 887-0 | Fax: +49571 887-169  
Email: [info.de@wago.com](mailto:info.de@wago.com) | Web: [www.wago.com](http://www.wago.com)

Do you have any questions about our products?  
We are always happy to take your call at +49 (571) 887-44222.



Legend (ratings)

(III / 3) ≙ Overvoltage category III / Pollution degree 3

### Connection data

|                            |    |
|----------------------------|----|
| Total number of potentials | 10 |
| Number of levels           | 1  |
| Preceding contacts         | No |

### Connection 1

|             |    |
|-------------|----|
| Pole number | 10 |
|-------------|----|

### Physical data

|                         |                        |
|-------------------------|------------------------|
| Pin spacing             | 5 mm / 0.197 inches    |
| Width                   | 53.6 mm / 2.11 inches  |
| Height from the surface | 22.2 mm / 0.874 inches |
| Depth                   | 18.3 mm / 0.72 inches  |

### Mechanical Data

|                          |     |
|--------------------------|-----|
| Variable coding          | Yes |
| Mounting type            | PCB |
| Anti-rotation protection | Yes |

### Plug-in connection

|                                      |                     |
|--------------------------------------|---------------------|
| Contact type (pluggable connector)   | Male connector/plug |
| Connector (connection type)          | for PCB             |
| Mismating protection                 | No                  |
| Plugging without loss of pin spacing | No                  |
| Mating direction to the PCB          | 90 °                |

### PCB contact

|             |     |
|-------------|-----|
| PCB contact | THT |
|-------------|-----|

### Material Data

|                      |  |
|----------------------|--|
| Note (material data) | Information on material specifications can be found here |
| Color                | gray   |

Subject to changes. Please also observe the further product documentation!

|                             |                  |
|-----------------------------|------------------|
| Material group              | I                |
| Insulation material         | Polyamide (PA66) |
| Flammability class per UL94 | V0               |
| Fire load                   | 0.259 MJ         |
| Weight                      | 10.2 g           |

### Environmental requirements

|                                  |                 |
|----------------------------------|-----------------|
| Processing temperature           | -35 ... +85 °C  |
| Continuous operating temperature | -60 ... +105 °C |

### Commercial data



|                       |                   |
|-----------------------|-------------------|
| Product Group         | 18 (X-COM-System) |
| eCl@ss 10.0           | 27-44-04-02       |
| eCl@ss 9.0            | 27-44-04-02       |
| ETIM 8.0              | EC002637          |
| ETIM 7.0              | EC002637          |
| PU (SPU)              | 25 pcs            |
| Packaging type        | box               |
| Country of origin     | DE                |
| GTIN                  | 4044918270748     |
| Customs tariff number | 85366990990       |

### Environmental Product Compliance





|                        |                         |
|------------------------|-------------------------|
| RoHS Compliance Status | Compliant, No Exemption |
|------------------------|-------------------------|

### Approvals / Certificates



#### General approvals

| Logo   | Approval                        | Additional Approval Text | Certificate name |
|--|---------------------------------|--------------------------|------------------|
|  | CCA<br>DEKRA Certification B.V. | EN 60947                 | NTR NL-7626      |
|  | CCA<br>DEKRA Certification B.V. | IEC 61984                | NL-47799 /A1     |
|  | CCA<br>DEKRA Certification B.V. | EN 61984                 | 2190419.02       |


Subject to changes. Please also observe the further product documentation!

|  |                                       |               |            |
|--|---------------------------------------|---------------|------------|
|  | CSA<br>DEKRA Certification B.V.       | C22.2 No. 158 | 1101144    |
|  | KEMA/KEUR<br>DEKRA Certification B.V. | EN 60947      | 2190419.01 |
|  | UL<br>Underwriters Laboratories Inc.  | UL 1977       | E 45171    |
|  | UR<br>Underwriters Laboratories Inc.  | UL 1059       | E45172     |

**Declarations of conformity and manufacturer's declarations**

| Logo   | Approval   | Additional Approval Text | Certificate name |
|--|--|--------------------------|------------------|
|   | EU-Declaration of Conformity<br>WAGO GmbH & Co. KG | -                        | -                |
|  | UK-Declaration of Conformity<br>WAGO GmbH & Co. KG | -                        | -                |

**Approvals for marine applications**






| Logo   | Approval   | Additional Approval Text | Certificate name |
|--|--|--------------------------|------------------|
|  | DNV GL<br>Det Norske Veritas, Germanischer Lloyd | -                        | TAE00001V2       |

**Optional accessories**

**Marking accessories**

|               |
|---------------|
| Marking strip |
|---------------|

Subject to changes. Please also observe the further product documentation!

|  |   |  |
|--|---|--|
|  | <b>Item no.: 210-831</b><br>Marking strips; on reel; 2.3 mm wide; plain; Self-adhesive; white                             | <a href="http://www.wago.com/210-831">www.wago.com/210-831</a> |
|  | <b>Item no.: 210-833</b><br>Marking strips; 25 m on roll; 6 mm wide; plain; Self-adhesive; white                          | <a href="http://www.wago.com/210-833">www.wago.com/210-833</a> |
|  | <b>Item no.: 210-834</b><br>Marking strips; on reel; 5 mm wide; plain; Self-adhesive; white                               | <a href="http://www.wago.com/210-834">www.wago.com/210-834</a> |
|  | <b>Item no.: 210-832</b><br>Marking strips; on reel; 3 mm wide; plain; Self-adhesive; white                               | <a href="http://www.wago.com/210-832">www.wago.com/210-832</a> |
| <b>Coding</b>  |   |  |
| Coding   |   |  |
|  | <b>Item no.: 769-435</b><br>Coding pin; for coding of female plugs; for carrier terminal blocks / male connectors; orange | <a href="http://www.wago.com/769-435">www.wago.com/769-435</a> |

## Downloads

### Documentation

#### Bid Text

|                        |             |                |          |
|------------------------|-------------|----------------|----------|
| 769-640<br>X81 - Datei | 2019 Feb 19 | xml<br>3.0 kB  | Download |
| 769-640<br>doc - Datei | 2017 Oct 4  | doc<br>25.6 kB | Download |

#### Additional Information

|   |  |               |          |
|---|--|---------------|----------|
| Technical Section<br>Technical explanations |  | pdf<br>2.2 MB | Download |
|---|--|---------------|----------|

### CAD/CAE-Data

#### CAD data

|                      |  |     |          |
|----------------------|--|-----|----------|
| 2D/3D Models 769-640 |  | URL | Download |
|----------------------|--|-----|----------|

#### PCB Design

|                              |  |     |          |
|------------------------------|--|-----|----------|
| Symbol and Footprint 769-640 |  | URL | Download |
|------------------------------|--|-----|----------|

CAX data for your PCB design, consisting of "schematic symbols and PCB footprints", allow easy integration of the WAGO component into your development environment.

Subject to changes. Please also observe the further product documentation!



**Supported formats:**

- Accel EDA 14 & 15
- Altium 6 to current version
- Cadence Allegro
- DesignSpark
- Eagle Libraries
- KiCad
- Mentor Graphics BoardStation
- Mentor Graphics Design Architect
- Mentor Graphics Design Expedition 99 and 2000
- OrCAD 9.X PCB and Capture
- PADS PowerPCB 3, 3.5, 4.X, and 5.X
- PADS PowerPCB and PowerLogic 3.0
- PCAD 2000, 2001, 2002, 2004, and 2006
- Pulsonix 8.5 or newer
- STL
- 3D STEP
- TARGET 3001!
- View Logic ViewDraw
- Quadcept
- Zuken CadStar 3 and 4
- Zuken CR-5000 and CR-8000

PCB Component Libraries (EDA), PCB CAD Library Ultra Librarian

---

**CAE data**

|                      |                     |                          |
|----------------------|---------------------|--------------------------|
| ZUKEN Portal 769-640 | <a href="#">URL</a> | <a href="#">Download</a> |
|----------------------|---------------------|--------------------------|

---

**Environmental Product Compliance**

**Compliance Search**

|   |                     |                          |
|---|---------------------|--------------------------|
| Environmental Product Compliance 769-640<br>THT male header; 1.0 x 1.0 mm solder pin; straight; Pin spacing 5 mm; 10-pole; gray | <a href="#">URL</a> | <a href="#">Download</a> |
|---|---------------------|--------------------------|

---

**Installation Notes**

Subject to changes. Please also observe the further product documentation!

---

WAGO GmbH & Co. KG  
Hansastr. 27  
32423 Minden  
Phone: +49571 887-0 | Fax: +49571 887-169  
Email: [info.de@wago.com](mailto:info.de@wago.com) | Web: [www.wago.com](http://www.wago.com)

Do you have any questions about our products?  
We are always happy to take your call at +49 (571) 887-44222.



## Product family

X-COM

[Show all products from the family](#)

Subject to changes. Please also observe the further product documentation!

---

WAGO GmbH & Co. KG

Hansastr. 27

32423 Minden

Phone: +49571 887-0 | Fax: +49571 887-169

Email: [info.de@wago.com](mailto:info.de@wago.com) | Web: [www.wago.com](http://www.wago.com)

Do you have any questions about our products?

We are always happy to take your call at +49 (571) 887-44222.