

Sample Kit 2019

Power Cube Metal Inductors

PCM120T

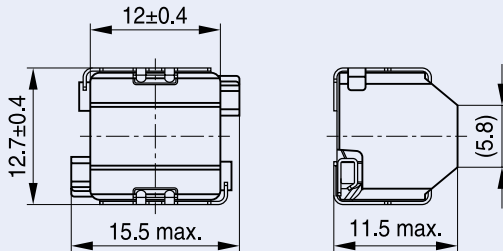


Power Cube Metal Inductors – PCM120T

L (inductance) +/-30%	μH	0.40	0.50	0.68	0.82	1.00	1.20	1.50
$I_{sat, typ}$	A	79.80	58.70	50.30	49.30	39.50	38.70	32.20
$R_{DC, typ}$	mΩ	0.72	0.72	0.83	1.06	1.06	1.26	1.26
Product name	PCM120T-	R40N-D	R50N-D	R68N-D	R82N-D	1R0N-D	1R2N-D	1R5N-D
SAP ordering code	-	-	-	-	-	-	-	-
L (inductance) +/-20%	μH	2.20	2.70	3.30	4.70	6.80	8.20	10.00
$I_{sat, typ}$	A	26.80	26.30	20.90	17.50	15.50	15.00	12.00
$R_{DC, typ}$	mΩ	2.45	3.03	3.03	5.20	7.50	9.00	9.00
Product name	PCM120T-	2R2M-D	2R7M-D	3R3M-D	4R7M-D	6R8M-D	8R2M-D	100M-D
SAP ordering code	-	-	-	-	-	-	-	-


Features

- Cube-shape package:
 - Mounting area: 15 × 14 mm (incl. terminals)
 - Insertion height: 11.5 mm max.
- Current capability up to 80 A, soft saturation
- Leadframe provides good co-planarity and solderability
- AOI suitable (solder joint inspection)
- Heat, vibration and mechanical shock resistant
- Operating temperature: -55 ... +165 °C
- Magnetic shield construction features low EMI




IND1505-2


0.40 μ H




0.50 μ H



0.68 μ H




0.82 μ H








1.00 μ H




1.20 μ H




1.50 μ H




2.20 μ H




2.70 μ H



3.30 μ H




4.70 μ H








6.80 μ H



8.20 μ H



10.00 μ H



Important information: It is incumbent on the customer to check and decide whether a product is suitable for use in a particular application. Our products are described in detail in our data sheets. Our *Important notes* and the product-specific *Cautions and warnings* must be observed. All relevant information is available through our sales offices.