



Main

Range of Product	Harmony XB6
Product or Component Type	Head for emergency stop push-button
Device short name	ZB6
Bezel material	Plastic
Mounting diameter	0.63 in (16 mm)
Sale per indivisible quantity	1
Shape of signaling unit head	Round
Type of operator	Trigger action and mechanical latching
Reset	Turn to release
Operator profile	Red mushroom Ø 30 mm, unmarked

Complementary

CAD overall width	1.18 in (30 mm)
CAD overall height	1.18 in (30 mm)
CAD overall depth	1.97 in (50 mm)
Net Weight	0.08 lb(US) (0.035 kg)
Mechanical durability	100000 cycles

Environment

Protective treatment	TC
Ambient Air Temperature for Storage	-40...158 °F (-40...70 °C)
Ambient air temperature for operation	-13...158 °F (-25...70 °C)
Electrical shock protection class	Class II IEC 61140
IP degree of protection	IP65 IEC 60529
NEMA degree of protection	NEMA 13 UL 50 NEMA 4 UL 50 NEMA 4X UL 50 NEMA 13 CSA C22.2 No 94 NEMA 4 CSA C22.2 No 94 NEMA 4X CSA C22.2 No 94
Standards	JIS C 852 CSA C22.2 No 14 EN/IEC 60947-1 EN/IEC 60947-5-1 EN/ISO 13850 EN/IEC 60947-5-5 EN/IEC 60204-1 JIS C8201-5-1 UL 508 JIS C8201-1
Product Certifications	CCC CSA GOST UL
Vibration resistance	+/- 3 mm 2...500 Hz)IEC 60068-2-6 5 gn 2...500 Hz)IEC 60068-2-6
Shock resistance	30 gn 18 ms) half sine wave acceleration IEC 60068-2-27 50 gn 11 ms) half sine wave acceleration IEC 60068-2-27

Ordering and shipping details

Category	22459 - PUSHBUTTONS, 16MM
Discount Schedule	CS2
GTIN	3389110071559
Nbr. of units in pkg.	1
Package weight(Lbs)	1.06 oz (30 g)
Returnability	Yes
Country of origin	FR

Packing Units

Unit Type of Package 1	PCE
Package 1 Height	2.44 in (6.2 cm)
Package 1 width	2.20 in (5.6 cm)
Package 1 Length	1.77 in (4.5 cm)
Unit Type of Package 2	S02
Number of Units in Package 2	75
Package 2 Weight	5.72 lb(US) (2.594 kg)
Package 2 Height	5.91 in (15 cm)
Package 2 width	11.81 in (30 cm)
Package 2 Length	15.75 in (40 cm)

Offer Sustainability

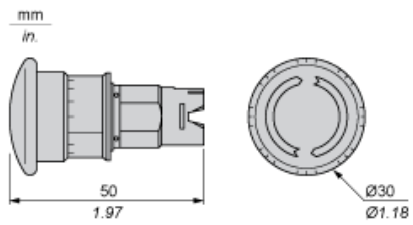
Sustainable offer status	Green Premium product
California proposition 65	WARNING: This product can expose you to chemicals including: Di-isodecyl phthalate (DIDP), which is known to the State of California to cause birth defects or other reproductive harm. For more information go to www.P65Warnings.ca.gov
REACH Regulation	REACH Declaration
REACH free of SVHC	Yes
EU RoHS Directive	Pro-active compliance (Product out of EU RoHS legal scope) EU RoHS Declaration
Toxic heavy metal free	Yes
Mercury free	Yes
RoHS exemption information	Yes
China RoHS Regulation	China RoHS Declaration
Environmental Disclosure	Product Environmental Profile
Circularity Profile	End Of Life Information

Contractual warranty

Warranty	18 months
----------	-----------

Head for Mushroom Head Pushbutton, Trigger Action

Dimensions



Panel Cut-out

For Square or Circular Head

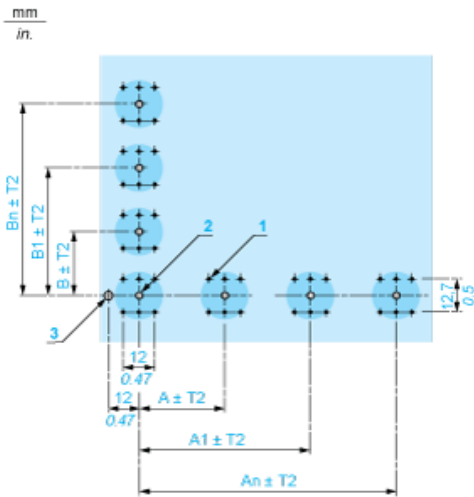


Pushbuttons, Switches and Pilot Lights for Printed Circuit Board Connection

Front Panel Cut-out (Viewed from Installer's Side)



Printed Circuit Board Drillings (Viewed from Electrical Block Side)



A 24 mm/0.94 in. minimum for rectangular heads, 18 mm/0.71 in. minimum for square or circular heads

B 18 mm/0.71 in. minimum

(1) 6 x \varnothing 1.1 mm / 6 x \varnothing 0.04 in. holes.

(2) 1 x \varnothing 2.6⁰_{-0.2} mm / 1 x \varnothing 0.10⁰_{-0.008} in. hole for locating pin, only when using socket adaptor ZB6Y010.

(3) 1 x \varnothing 3.2⁰_{-0.2} mm / 1 x \varnothing 0.13⁰_{-0.008} in. hole for fixing of printed circuit board onto the front panel using body bracket ZB6Y011.

This hole must be drilled on the left-hand side, when heads are positioned at the normal angle. Fit a body bracket ZB6Y011 every 72 mm/2.83 in. maximum for cut-outs on 24 mm/0.94 in. centres (rectangular heads) and 54 mm/2.13 in. maximum for cut-outs on 18 mm/0.71 in. centres (square or circular heads).

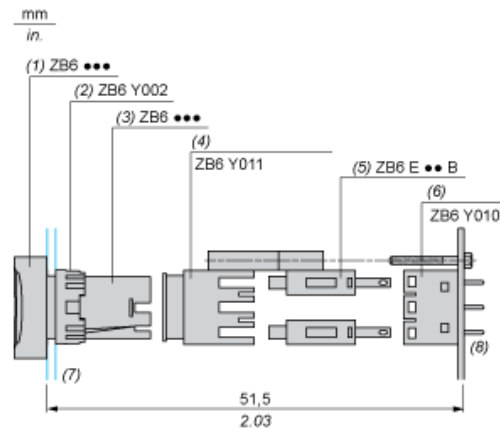
General tolerances of the panel and printed circuit board: T1, T2: T1 + T2 = 0.3 mm/0.01 in. maximum.

Installation precautions:

Thickness of printed circuit board: 1.6 mm/0.06 in. minimum.

Mounting with Body Bracket

With socket adaptor ZB6Y010



(1) Head

(2) Nut

(3) Body

(4) Body bracket

(5) Contact block

(6) Socket adaptor

(7) Panel

(8) Printed circuit

Direct mounting without socket adaptor ZB6Y010

mm
in.



- (1) Head
- (2) Nut
- (3) Body
- (4) Body bracket
- (5) Contact block
- (6) Panel
- (7) Printed circuit