

Sensor/actuator box - SACB-8Q/4P-L-SC - 1662955

Please be informed that the data shown in this PDF Document is generated from our Online Catalog. Please find the complete data in the user's documentation. Our General Terms of Use for Downloads are valid (<http://phoenixcontact.com/download>)




Sensor/actuator box, application: Standard, connection method: QUICKON, 0.34 mm² ... 0.75 mm², number of slots: 8, number of positions: 4, slot assignment: single, status display: yes, pnp; master cable connection: Spring-cage connection 180°, shielding: no

Your advantages

- ✓ Safety in the field, thanks to molded housing and high degree of protection
- ✓ Flexible, distributed bundling of signals in one master cable
- ✓ Convenient: increased machine availability thanks to quick and easy diagnostics
- ✓ Innovative and time-saving assembly with insulation displacement connection
- ✓ Flexible: distributor box with connector hood for on-site assembly



Key Commercial Data

Packing unit	1 pc
GTIN	 4 017918 137472
GTIN	4017918137472
Sales Key	02

Technical data

General

Rated voltage	24 V DC
Max. operating voltage U _{max}	30 V DC
Current carrying capacity per I/O signal	4 A
Current carrying capacity per slot	4 A
Total rated current	12 A
Number of positions	4
Number of slots	8
Flammability rating according to UL 94	V0
Sensor/actuator connection system	QUICKON
Note	NOTE: Observe the permissible bending radii when laying conductors, since the degree of protection may be put in jeopardy if the bending

Sensor/actuator box - SACB-8Q/4P-L-SC - 1662955

Technical data

General

	forces are too high. Alleviate mechanical loads upstream of the connector, e.g. by using cable ties.
	Unused slots are to be sealed off prior to commissioning. Suitable sealing elements are to be found under "Accessories".

Ambient conditions

Degree of protection	IP65
	IP67
Ambient temperature (operation)	-25 °C ... 60 °C

Local diagnostics function

Local diagnostics	Supply voltage per module Green LED
	Status display I/O Yellow LED

Master cable data/connection data

Connection method	Spring-cage connection
Conductor cross section min. (signal)	0.14 mm ²
Conductor cross section max. (signal)	1 mm ²
Conductor cross section AWG min. (signal)	26
Conductor cross section AWG max. (signal)	17
Stripping length (signal)	10 mm
Conductor cross section min. (energy)	0.2 mm ²
Conductor cross section max. (energy)	1.5 mm ²
Conductor cross section AWG min. (energy)	24
Conductor cross section AWG max. (energy)	16
External cable diameter min.	6.5 mm
External cable diameter max.	9.5 mm
Stripping length	70 mm (Master cable)
Tightening torque, union nut	2.5 Nm

Conductor data

Structure of individual litz in acc. with VDE 0295 / smallest wire diameter	Class 2-6 // 0.34 mm ² : 0.1 mm; 0.5 - 0.75 mm ² : 0.15 mm
Wire insulation material	PVC / PE
Wire diameter including insulation	≤ 2.5 mm
Minimum external conductor diameter	4 mm
Maximum external conductor diameter	7.5 mm
Tightening torque, union nut	2.5 Nm
Wrench size, union nut	22 mm
Note on the frequency of connections	if the conductor is connected more than once, seal and cap may need to be replaced.
Conductor cross section flexible min.	0.34 mm ²
Conductor cross section flexible max.	0.75 mm ²
Conductor cross section AWG min.	22
Conductor cross section AWG max.	18

Sensor/actuator box - SACB-8Q/4P-L-SC - 1662955

Technical data

Insulation material

Housing material	PA
Material of the moulding mass	PUR
Contact material	Steel/copper
Contact surface material	Sn
Contact carrier material	PA 6.6
Material of contact, master cable side	CuZn
Material of contact surface, master cable side	NiSn
Material of the contact carrier on the master cable side	PA 6.6 V0

Pin assignment

Slot/position = Wire color or connection	1 / 4 (A) = 1 / 4
	2 / 4 (A) = 2 / 4
	3 / 4 (A) = 3 / 4
	4 / 4 (A) = 4 / 4
	5 / 4 (A) = 5 / 4
	6 / 4 (A) = 6 / 4
	7 / 4 (A) = 7 / 4
	8 / 4 (A) = 8 / 4
	1-8 / 1 (+ 24 V) = U _N
	1-8 / 3 (0 V) = 0 V
	1-8 / 5 (PE) = PE

Standards and Regulations

Connection in acc. with standard	CUL
Flammability rating according to UL 94	V0

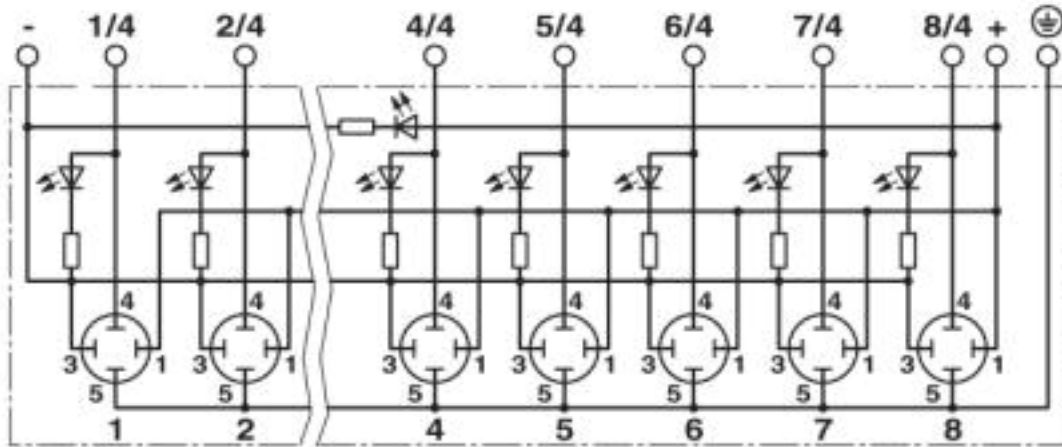
Environmental Product Compliance

China RoHS	Environmentally friendly use period: unlimited = EFUP-e
	No hazardous substances above threshold values

Drawings

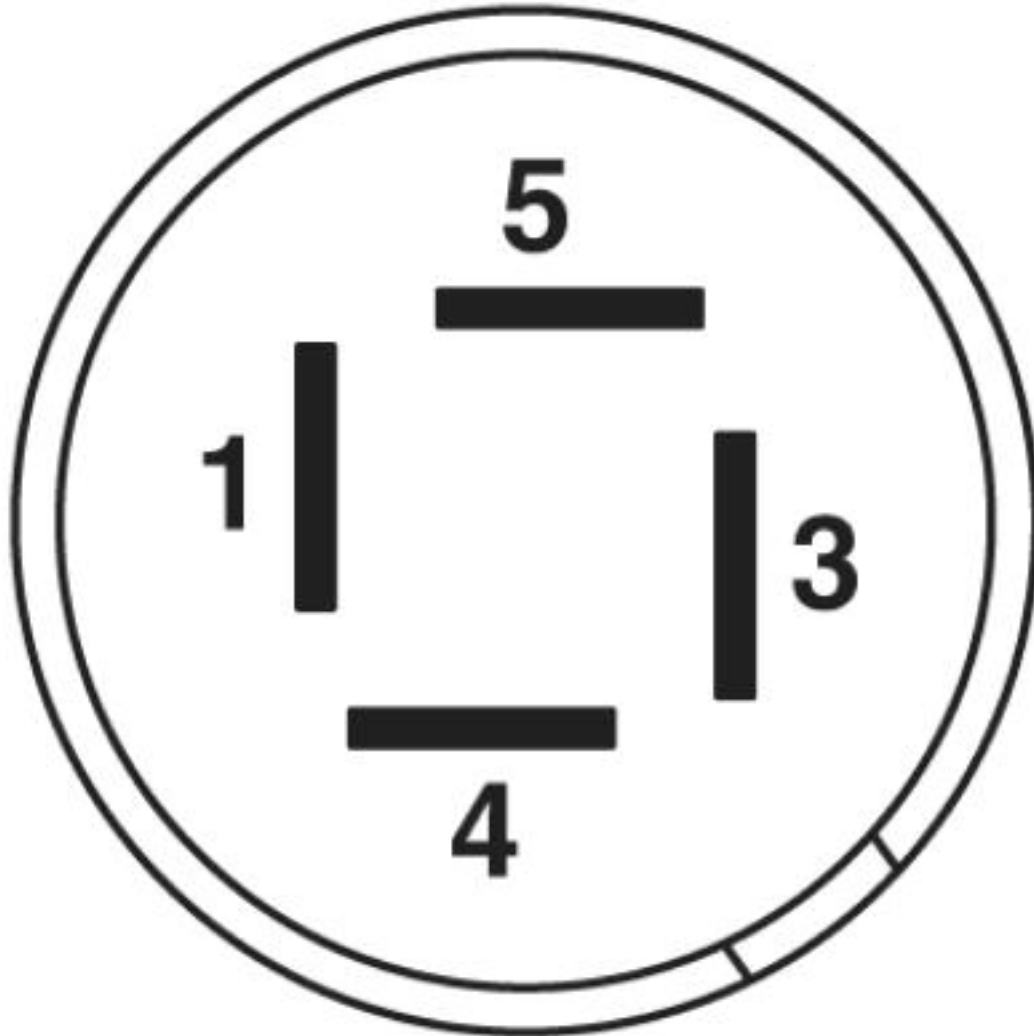
Sensor/actuator box - SACB-8Q/4P-L-SC - 1662955

Circuit diagram



Sensor/actuator box - SACB-8Q/4P-L-SC - 1662955

Schematic diagram



QUICKON connection, 4-pos.

Approvals

Approvals

Approvals

UL Recognized / cUL Recognized / EAC / EAC / cULus Recognized

Ex Approvals

Approval details

Sensor/actuator box - SACB-8Q/4P-L-SC - 1662955

Approvals

UL Recognized		http://database.ul.com/cgi-bin/XYV/template/LISEXT/1FRAME/index.htm	FILE E 118976
Nominal voltage UN		24 V	
mm ² /AWG/kcmil		22-16	

cUL Recognized		http://database.ul.com/cgi-bin/XYV/template/LISEXT/1FRAME/index.htm	FILE E 118976
Nominal voltage UN		24 V	
mm ² /AWG/kcmil		22-16	

EAC		RU C- DE.AI30.B.01102
-----	--	--------------------------

EAC		EAC-Zulassung
-----	--	---------------

cULus Recognized	
------------------	--

Phoenix Contact 2019 © - all rights reserved
<http://www.phoenixcontact.com>

PHOENIX CONTACT GmbH & Co. KG
Flachsmarktstr. 8
32825 Blomberg
Germany
Tel. +49 5235 300
Fax +49 5235 3 41200
<http://www.phoenixcontact.com>