

Chip Termination 150 Watts, 50Ω



Description

The A150N50X4C is high performance Aluminum Nitride (AlN) chip termination intended as a cost competitive alternative to Beryllium Oxide (BeO). It is well suited to all cellular frequency bands such as; AMPS, GSM, DCS, PCS, PHS and UMTS. The high power handling makes the part ideal for terminating circulators, and for use in power combiners. The termination is also RoHS compliant!

General Specifications

Resistive Element	Thick film
Substrate	AlN Ceramic
Terminal Finish	Matte Tin over Nickel Barrier
Operating Temperature	-55 to +150°C (see de rating chart)

Tolerance is ± 0.010 ", unless otherwise specified. Designed to meet or exceed applicable portions of MIL-E-5400. All dimensions in inches.

Electrical Specifications

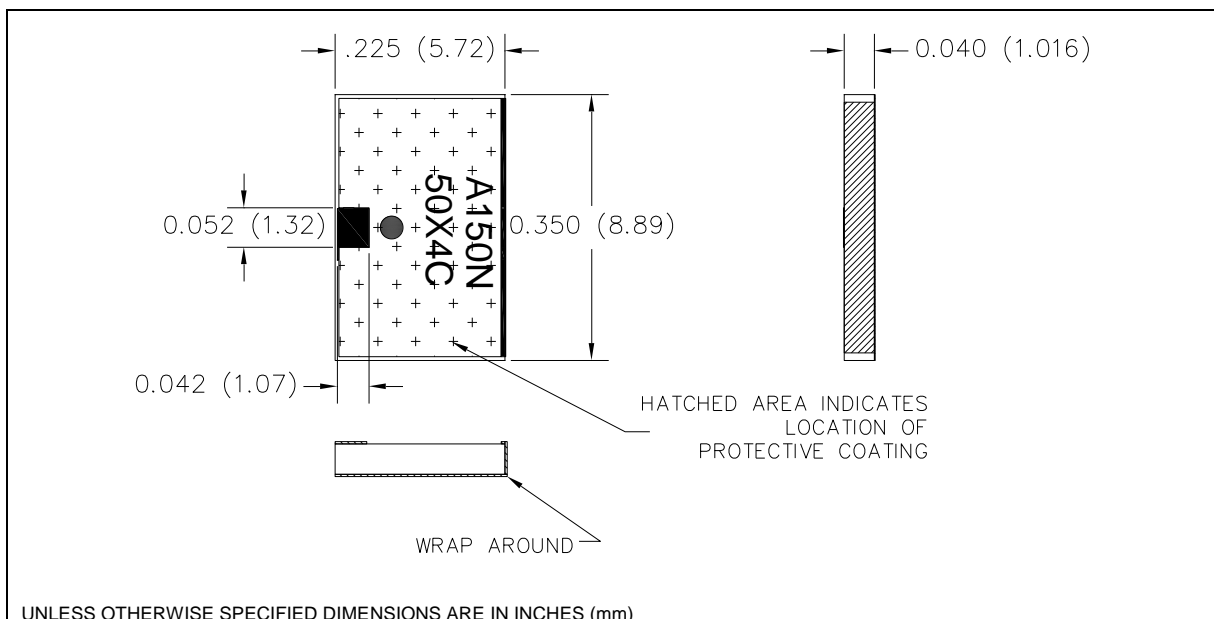
Resistance Value:	50 Ohms, $\pm 2\%$
Power:	150 Watts
Frequency Range:	DC – 3.0 GHz
Return Loss	>26dB

Specification based on unit properly installed using suggested mounting instructions and a 50 ohm nominal impedance. **Specifications subject to change.**


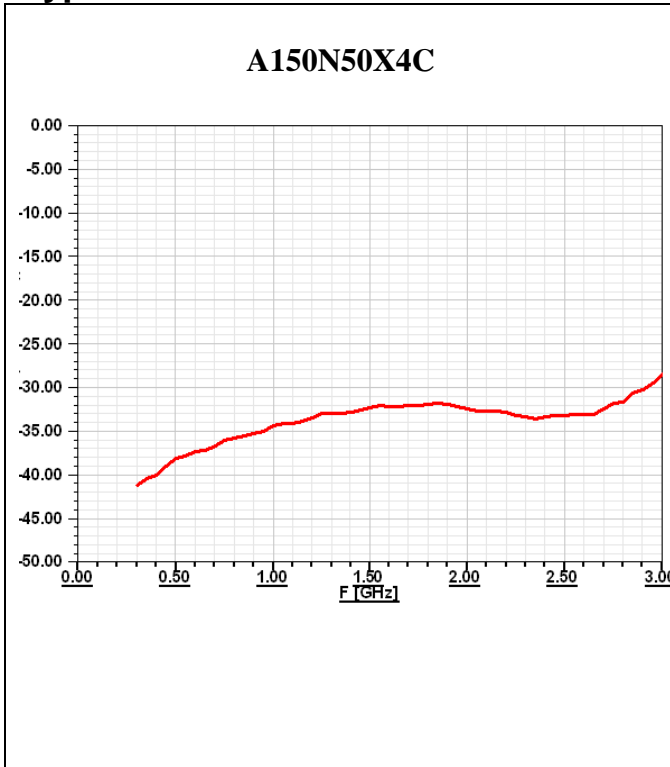
Features:

- RoHS Compliant
- 150 Watts
- DC – 3.0 GHz
- AlN Ceramic
- Non-Nichrome Resistive Element
- Low VSWR
- 100% Tested

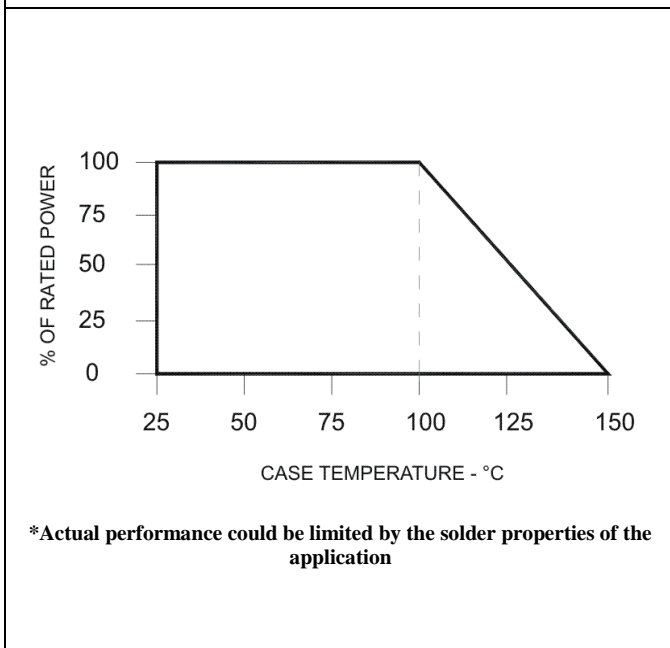
Outline Drawing



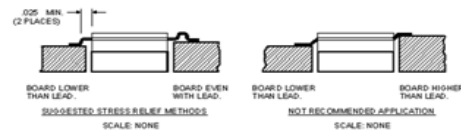
Typical Performance:



Power De-rating:



Suggested Mounting procedures:



SUGGESTED MOUNTING PROCEDURE

1. MAKE SURE THAT THE DEVICES ARE MOUNTED ON FLAT SURFACES (.001" UNDER THE DEVICE) TO OPTIMIZE THE HEAT TRANSFER.
2. POSITION DEVICE ON MOUNTING SURFACE AND SOLDER IN PLACE USING AN APPROPRIATE SOLDER.
3. SOLDER LEADS IN PLACE USING AN APPROPRIATE SOLDER TYPE WITH A CONTROLLED TEMPERATURE IRON.