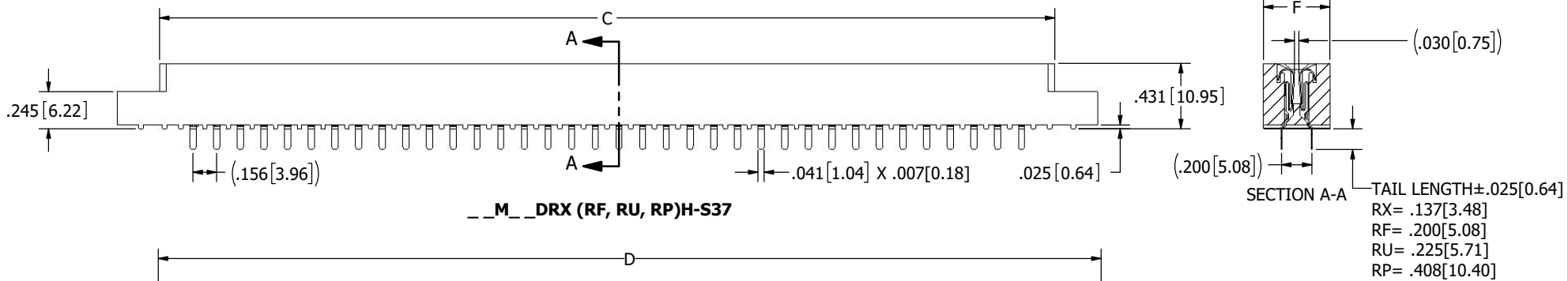
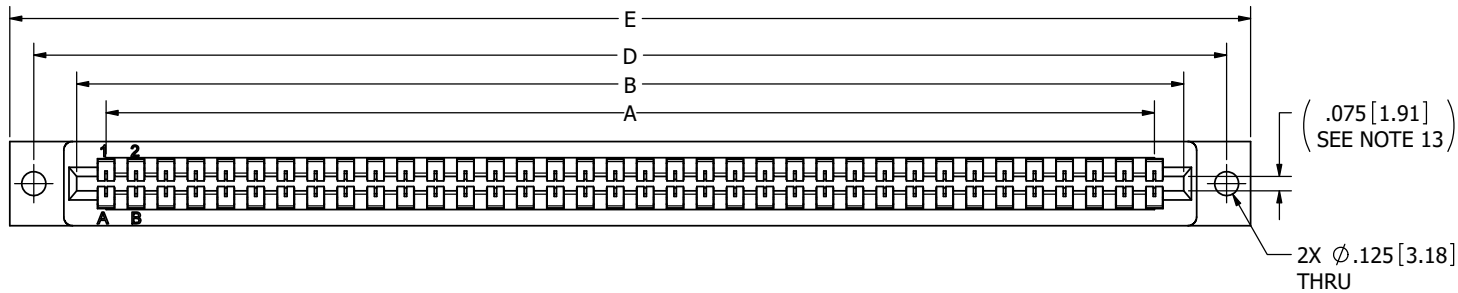



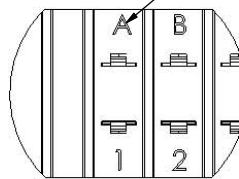
REVISIONS				
REV.	ECO. NO	DESCRIPTION	DATE	BY
A	2663	INITIAL RELEASE	8/24/2012	JH
B	4415	UPDATE TITLE BLOCK	8/17/2021	PL



-- M -- DRX (RF, RU, RP)H-S37



CONTACT MARKINGS  
(LETTERS G, I, O & Q NOT USED)  
SIZES 36 & 43  
A B C ... R...Y  
1 2 3 ... 36...43



NOTES:

- INSULATOR MATERIAL: SEE PART NUMBER CODING.
- CONTACT MATERIAL: SEE PART NUMBER CODING.
- PLATING: .SEE PART NUMBER CODING.
- OPERATING TEMPERATURE: SEE PART NUMBER CODING.
- PROCESSING TEMP: SEE PART NUMBER CODING.
- UL FLAMMABILITY RATING: 94V-0
- OPERATING VOLTAGE: 950 VAC
- CURRENT RATING: 3 AMPS
- CONTACT RESISTANCE: 30 MILLI OHMS MAX
- INSULATION RESISTANCE: 5000 MEGA OHMS
- DURABILITY: 500 CYCLES MIN
- CONNECTOR IDENTIFICATION: THE PART SHALL BE MARKED WITH A PART NUMBER AND LOT CODE
- BOARD THICKNESS ACCOMMODATED: .062 ±.008[1.57 ±0.20]
- INSERTION FORCE: 16 OZ MAX PER CONTACT PAIR WHEN USING A .062[1.57] TEST BLADE  
INTERNAL INSPECTION TO BE PER SULLIN'S WORK INSTRUCTION WI-8.6-03
- WITHDRAWAL FORCE: 1 OZ MIN PER CONTACT PAIR USING .062[1.57] TEST BLADE
- MODIFICATION: REVERSE CONTACT ID, SHORTER CARDSLOT LENGTH (SEE DIMENSION TABLE)



RoHS COMPLIANT

UNLESS OTHERWISE SPECIFIED:  
DIMENSIONS ARE IN INCHES (MM)

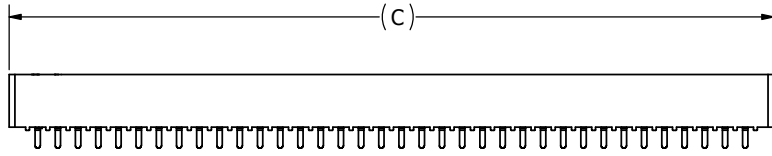
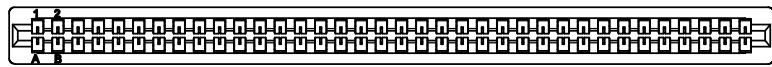
TOLERANCES:  
ANGULAR: ± 1°  
DECIMALS  
.XX= ± .02 [5]  
.XXX= ± .005 [13]  
.XXXX= ± .0005 [013]

DRAWN	DATE	NAME
	8/24/2012	JH

THE INFORMATION HEREIN CONTAINS PROPRIETARY INFORMATION OF SULLINS ELECTRONICS AND IS NOT TO BE REPRODUCED, USED OR DISCLOSED TO OTHERS FOR ANY PURPOSE EXCEPT AS SPECIFICALLY AUTHORIZED IN WRITING BY AN OFFICER OF SULLINS ELECTRONICS.

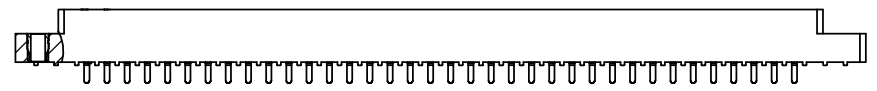
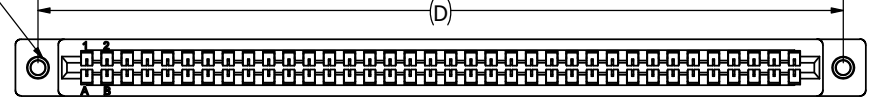
SULLINS CONNECTOR SOLUTIONS				
TITLE EDGECARD, .156 CC, LP				
PART NUMBER -- M -- DRX (RF, RU, RP) - S37				
SIZE C	CAGE CODE 54453	DWG. NO. C12077	REV B	
SCALE: 2:1			SHEET 1 OF 3	

CUSTOMER COPY



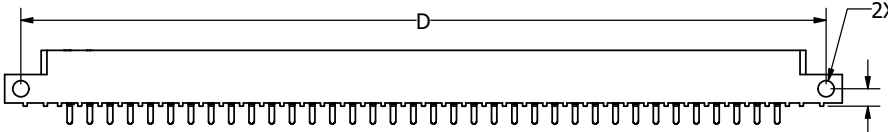
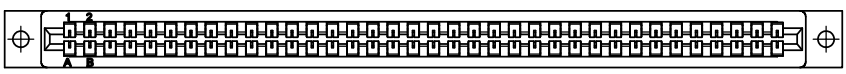
--M--DRX (RF, RU, RP)N-S37

2X #4-40  
THREADED INSERTS

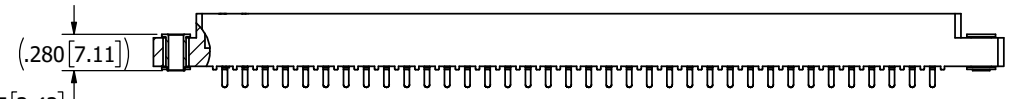
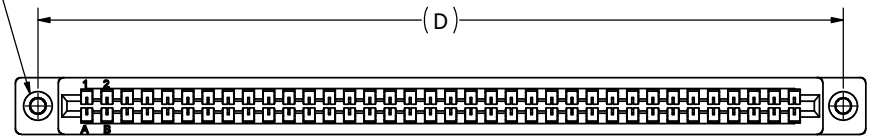


--M--DRX (RF, RU, RP)I-S37

FLOATING BOBBIN  
2X  $\phi$ .116[2.95] CLEARANCE  
FOR #4 SCREW



--M--DRX (RF, RU, RP)S-S37



--M--DRX (RF, RU, RP)F-S37

# CUSTOMER COPY



UNLESS OTHERWISE SPECIFIED:  
DIMENSIONS ARE IN INCHES (MM)

TOLERANCES:  
ANGULAR:  $\pm 1^\circ$

DECIMALS  
.XX =  $\pm .02$  [.5]  
.XXX =  $\pm .005$  [.13]  
.XXXX =  $\pm .0005$  [.013]

DRAWN	DATE	NAME
JH	8/24/2012	JH

THE INFORMATION HEREIN CONTAINS PROPRIETARY INFORMATION OF SULLINS ELECTRONICS AND IS NOT TO BE REPRODUCED, USED OR DISCLOSED TO OTHERS FOR ANY PURPOSE EXCEPT AS SPECIFICALLY AUTHORIZED IN WRITING BY AN OFFICER OF SULLINS ELECTRONICS.

<b>SULLINS</b> CONNECTOR SOLUTIONS			
TITLE EDGE CARD, .156 CC, LP			
PART NUMBER --M--DRX (RF, RU, RP) - S37			
SIZE C	CAGE CODE 54453	DWG. NO. C12077	REV B
SCALE: 1:1		SHEET 2 OF 3	

		FOR 'I' AND 'F' MOUNTING STYLES													
PART NUMBER	NO. OF POSITIONS	A±.008[0.20]		B±008[0.20]		C±.015[0.38]		D±.010[0.25]		E±.020[0.51]		E±.020[0.51]		F+.005/-0.015 [+0.13/0.38]	
		INCH	MM	INCH	MM	INCH	MM	INCH	MM	INCH	MM	INCH	MM	INCH	MM
_M36DRX(RF, RU, RP)_-S37	36	5.460	138.68	5.766	146.46	5.900	149.86	6.213	157.81	6.462	164.13	6.562	166.67	0.438	11.13
_M43DRX(RF, RU, RP)_-S37	43	6.552	166.42	6.810	172.97	6.992	177.60	7.305	185.55	7.554	191.87	7.654	194.41	0.500	12.70

**PART NUMBER CODING**

-- M -- D -- - S37

**MATERIAL (INSULATOR/CONTACT)**

- E = BLUE PBT/PHOSPHOR BRONZE**  
OPERATING TEMP: -65°C TO +125°C  
PROCESSING TEMP: WAVE/MANUAL SOLDERING ONLY
- R = GREEN PPS/PHOSPHOR BRONZE**  
OPERATING TEMP: -65°C TO +125°C  
PROCESSING TEMP: 260°C MAX FOR 20 SEC
- H = BLUE PBT/BERYLLIUM COPPER**  
OPERATING TEMP: -65°C TO +125°C  
PROCESSING TEMP: WAVE/MANUAL SOLDERING ONLY
- A = GREEN PPS/BERYLLIUM COPPER**  
OPERATING TEMP: -65°C TO +150°C  
PROCESSING TEMP: 260°C MAX FOR 20 SEC  
(CONSULT FACTORY FOR OTHER MATERIALS)

**MOUNTING STYLE**

- H = .125" DIA. CLEARANCE HOLES (PAGE 1)
- N = NO MOUNTING EARS (PAGE 2)
- S = .125" DIA. SIDE MOUNTING (PAGE 2)
- I = #4-40 THREADED INSERT (PAGE 2)
- F = FLOATING BOBBIN (PAGE 2)

**TAIL LENGTH**

- RX= .137[3.48]
- RF= .200[5.08]
- RU= .225[5.71]
- RP= .408[10.40]
- (SEE SECTION A-A ON PAGE 1)

**NUMBER OF POSITIONS (CONTACTS PER ROW)**

**PLATING**

ALL PLATINGS ARE LEAD FREE AND HAVE .000050" NICKEL UNDERPLATE

**CONTACT SURFACE**

- B = .000010" GOLD
- C = .000030" GOLD
- G = .000010" GOLD
- Y = .000030" GOLD
- S = .000010" GOLD
- M = .000030" GOLD
- \*\*E = .000100" PURE TIN, MATTE

**CONTACT SURFACE**

- S = .000010" GOLD
- M = .000030" GOLD
- \*\*E = .000100" PURE TIN, MATTE

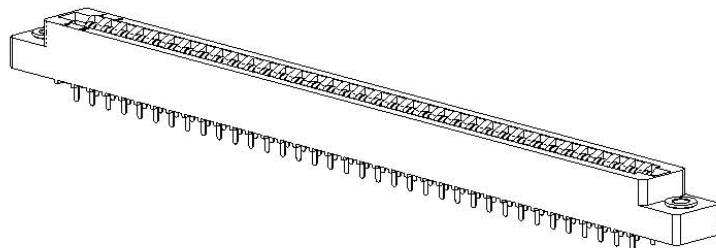
\*\* OVERALL TIN ONLY AVAILABLE ON MATERIAL CODES 'E' OR 'R'

**TERMINATION**

- .000100" PURE TIN, MATTE
- .000100" PURE TIN, MATTE
- .000005" GOLD
- .000005" GOLD

**OVERALL PLATING**

- .000010" GOLD
- .000010" GOLD
- .000100" PURE TIN, MATTE



RoHS COMPLIANT

**CUSTOMER COPY**

UNLESS OTHERWISE SPECIFIED: DIMENSIONS ARE IN INCHES (MM)		DRAWN	DATE	NAME		
			8/24/2012	JH		
<small>THE INFORMATION HEREIN CONTAINS PROPRIETARY INFORMATION OF SULLINS ELECTRONICS AND IS NOT TO BE REPRODUCED, USED OR DISCLOSED TO OTHERS FOR ANY PURPOSE EXCEPT AS SPECIFICALLY AUTHORIZED IN WRITING BY AN OFFICER OF SULLINS ELECTRONICS.</small>					<b>TITLE</b> EDGECARD, .156 CC, LP	
<b>PART NUMBER</b> _M_ DRX (RF, RU, RP) - S37					<b>REV</b> B	
SIZE	CAGE CODE	DWG. NO.		SCALE: 1.5:1		
C	54453	C12077		SHEET 3 OF 3		