

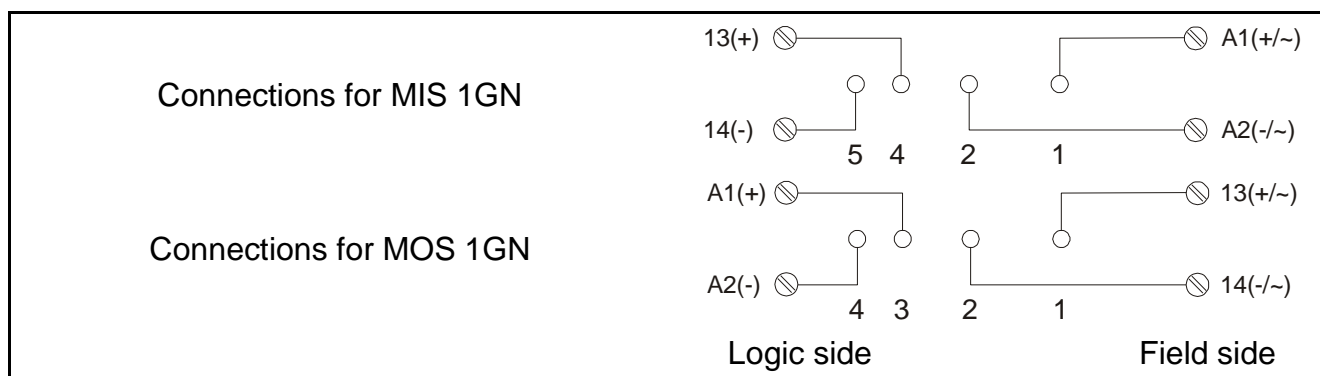
MIS 1GN, MOS 1GN

Mounting socket for SL-relays with reinforced terminals

Main features

- MIS 1GN for SL-series plug-in input relays
- MOS 1GN for SL-series plug-in output relays
- cULus Listed, CE (LVD)

Connection diagrams



Specifications

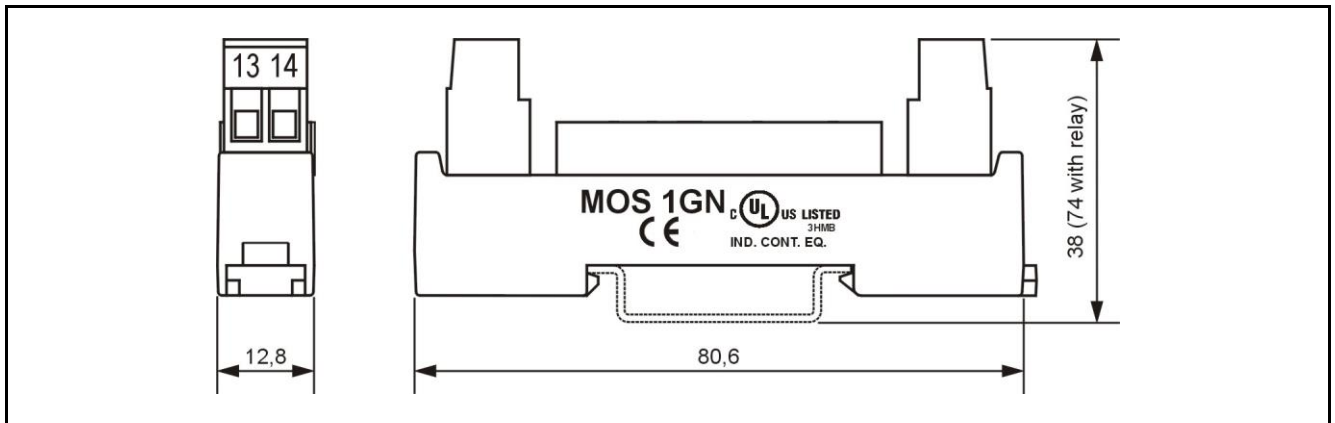
Breakdown voltage I/O	minimum	4600	VAC rms
Air/creepage distances I/O	minimum	8	mm
Voltage, input and output	nominal	250	VAC/DC
Screw terminals: Reinforced, 2 pins/connection			
Torque	range	0,5...0,6	Nm
Solid wire	maximum	2,5 mm ² (AWG 14) (range 14...25 AWG)	
Stranded	maximum	2,5 mm ² (AWG 14) (range 14...25 AWG)	
Contacts:			
Current	maximum	8	A rms
Materials:			
Relay base	PBT	UL 94V-0	
DIN-rail socket	ABS/PC	UL 94V-0	
Weight	typical	22	g
Temperature range:			
Storage	range	-40...+70	°C
Operation	range	-40...+70	°C

Assembling

Can be assembled to standard 35 mm DIN-rail. Use proper tool size to tighten the screws. Use 60/75 °C copper wire only. Over-torquing may cause screw terminal breakage.



Assembling density and loading of the relays depend on the relay type and ambient conditions.

Mechanical dimensions



Illustrated is MOS 1GN (dimensions in mm).

Approvals

 US LISTED 3HMB IND. CONT. EQ.	Certificate: E162828
	Fulfils requirements of the low voltage directive (LVD) 2006/95/EC.

Guarantee

These mounting sockets made by Delcon Oy are guaranteed free from design and manufacturing defects for a period of 10 years from the manufacturing date. The guarantee liability is limited to replacement of defective material and related shipping charges. Defective products must be returned to the manufacturer for evaluation. This guarantee does not cover damage due to incorrect use or electrical overload.