



**3 GHz BNC FAILSAFE TRANSFER SWITCH**

OPTIONS: /SUPP.DIODES

**R F CHARACTERISTICS**

FREQUENCY RANGE : 0 - 3 GHz  
 IMPEDANCE : 50 Ohms

FREQUENCY (GHz)	0 - 1	1 - 2	2 - 3
V.S.W.R <=	1.15	1.20	1.25
INSERT. LOSS <=	0.15 dB	0.20 dB	0.25 dB
ISOLATION >=	85 dB	80 dB	75 dB
AVER. POWER (*)	400 W	300 W	240 W

**ELECTRICAL CHARACTERISTICS**

ACTUATOR : FAILSAFE  
 NOMINAL CURRENT AT 25° C (±10%) : 340 mA  
 ACTUATOR VOLTAGE (Vcc) : 12V (10.2 to 13V)  
 TERMINALS : D-sub 9 pins

**MECHANICAL CHARACTERISTICS**

CONNECTORS : BNC female per MIL C 39012  
 LIFE : 2.500.000 cycles  
 SWITCHING TIME (nominal voltage;25° C) : < 15 ms  
 CONSTRUCTION : splashproof  
 WEIGHT : < 215 g

**ENVIRONMENTAL CHARACTERISTICS**

OPERATING TEMPERATURE RANGE (°C) : -40 , +85  
 STORAGE TEMPERATURE RANGE (°C) : -55 , +85

(\* : average power at 25° C)

4112-9212 This information is given as an indication. In the continual goal to improve our products, we reserve the right to make any modifications judged necessary

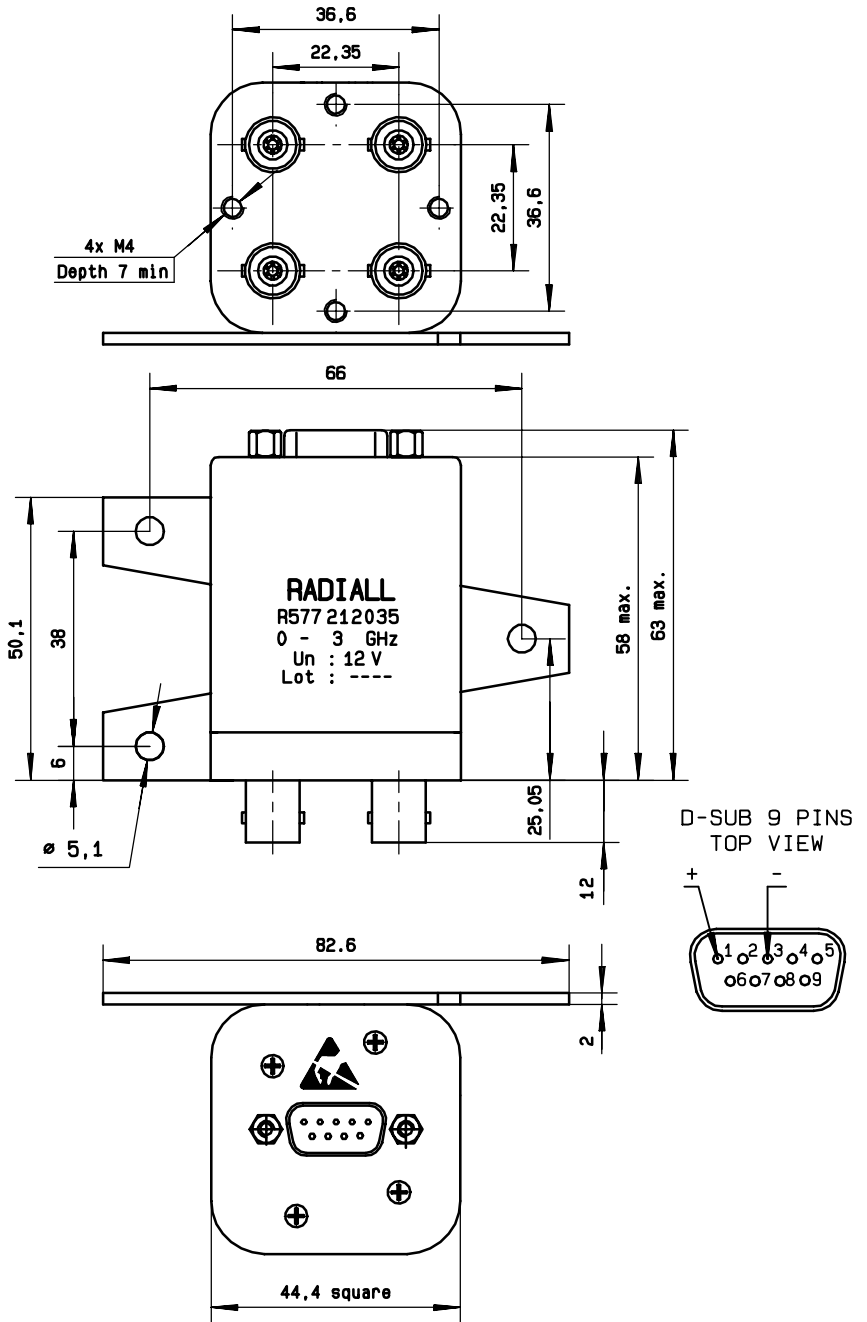
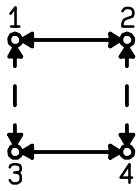
4113-9212 This information is given as an indication. In the continual goal to improve our products, we reserve the right to make any modifications judged necessary

General tolerance: ± 0,5 mm

**R577 212.035**

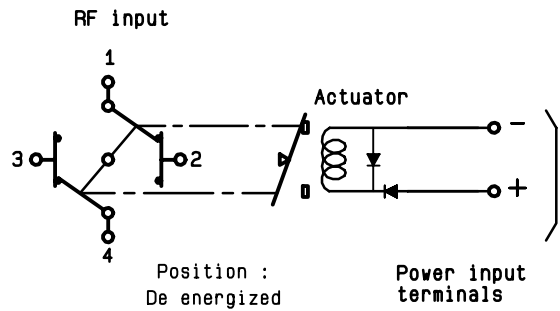
Page  
2/2

**DRAWING**



**SCHEMATIC DIAGRAM**

Voltage energized	RF continuity 1 ↔ 3 2 ↔ 4
De-energized	1 ↔ 2 3 ↔ 4



ISSUE 22. jan.08