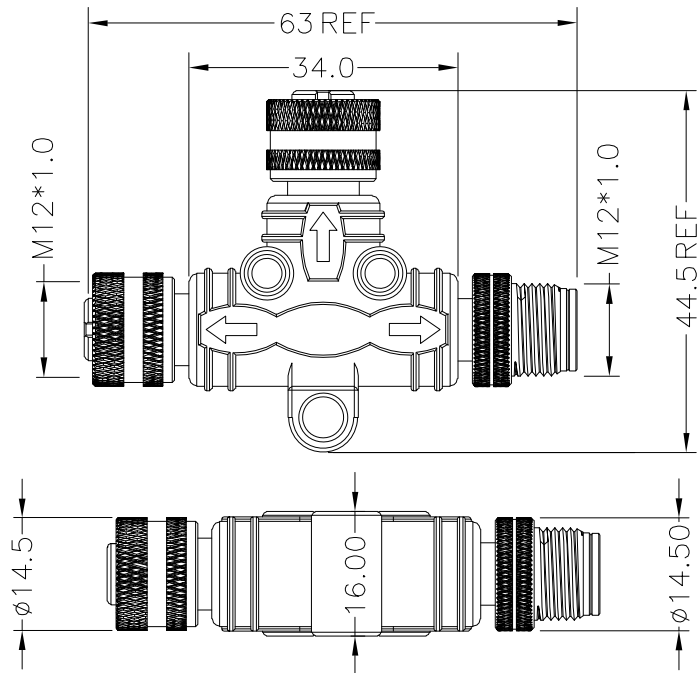


DESCRIPTION: M12 // T-SPLITTER // (2X) FEMALE // (1X) MALE



NOTE:

MATERIAL

M12 INSULATOR	PA66, UL94V-0, BLACK
SPLITTER HOUSING	PVC, UL94V-0, BLACK
CONTACT	GOLD FLASH PLATED BRASS
NUT	NICKEL PLATED BRASS

ELECTRICAL

RATED CURRENT	2A(8P) / 4A(4/5P)
VOLTAGE	30V(8P) / 60V(5P) / 250V(4P)
INSULATOR RESISTANCE	100 MOhms MIN.
CONTACT RESISTANCE	10 mOhms MAX.
MATING CYCLES	100 CYCLES MIN

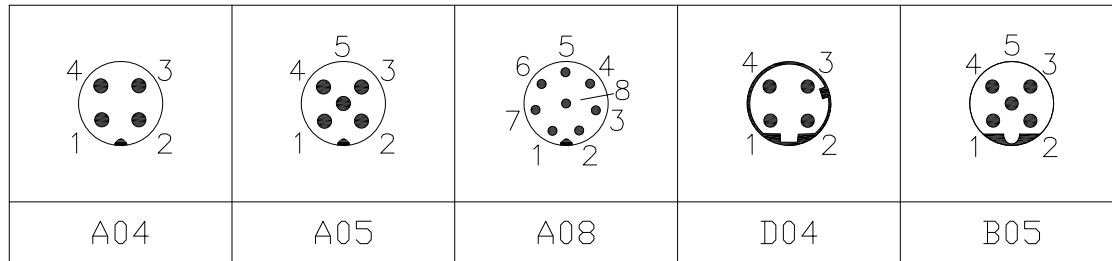
ENVIRONMENT

OPERATION TEMPERATURE	-40°C TO +85°C
IP RATING	IP67 (UNCOUPLED & COUPLED)

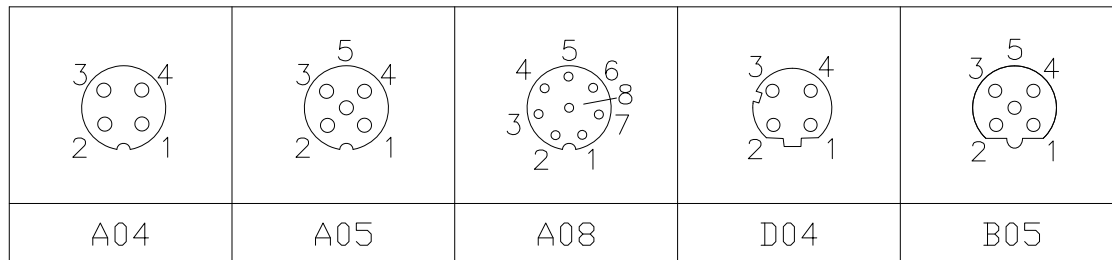
RECOMMENDED TORQUE

0.4Nm TO 0.8Nm

MALE



FEMALE



T58-YYY-FMFR001

SERIES

T58 = M12 T-SPLIT ADAPTER

CONTACT ARRANGEMENT

A04 = (3X) 4P A-CODE

A05 = (3X) 5P A-CODE

A08 = (3X) 8P A-CODE

D04 = (3X) 4P D-CODE

B05 = (3X) 5P B-CODE

GENDER

FMF = FEMALE / MALE / FEMALE

CONTACT PLATING

1 = GOLD FLASH

RoHS COMPLIANT

UNITS = mm

DO NOT SCALE FROM DRAWING



THESE DRAWINGS AND SPECIFICATIONS ARE THE PROPERTY OF NorComp AND SHALL NOT BE REPRODUCED, COPIED OR USED AS THE BASIS FOR THE MANUFACTURE OR SALE OF APPARATUS WITHOUT WRITTEN PERMISSION.

DRAWN:

J. KADEL

DATE:

12/20/2021

TOLERANCES
 .x ±0.5
 .xx ±0.2
 ANGULAR ±1°

NorComp

SCALE:
NTS

SHEET OF
1 1

REV
1

DWG NO.

T58-YYY-FMFR001