

XU5M18U1D

Photoelectric sensors XU, XU5, diffuse, luminescence, Sn 80 mm, 12...24 VDC, M12



Main

Range of Product	Telemecanique Photoelectric sensors XU
Series name	Application packaging
Electronic sensor type	Photo-electric sensor
Product Specific Application	Luminescence
Sensor name	XU5
Sensor design	M18
Detection system	Diffuse
[Sn] nominal sensing distance	0.00...3.15 In (0...80 mm) in diffuse mode 0.79 in (20 mm) Ø 3 x 1 mm for colour mark reading
Material	Metal
Type of output signal	Discrete
Supply circuit type	DC
Wiring Technique	3-wire
Discrete output type	PNP
Discrete output function	1 NO
Electrical connection	1 male connector M12, 4 pins
Emission	Ultra-violet (transmission frequency = 370 nm)

Complementary

Enclosure Material	Nickel Plated Brass
Lens material	PMMA
Output Type	Solid state
Output function governance	Light
Add on output	Without
Status LED	Output state 1 LED green)
[Us] rated supply voltage	12...24 V DC reverse polarity protection
Supply voltage limits	10...30 V DC
Switching capacity in mA	<= 100 mA reverse polarity, overload and short-circuit protection)
Switching frequency	<= 1000 Hz
Maximum voltage drop	<1.5 V closed state), PNP
Current consumption	<= 20 mA no-load
Time delay range	20 ms off-delay activation/deactivation by cabling method
Maximum delay first up	100 ms
Maximum delay response	0.5 ms
Maximum delay recovery	0.5 ms
Setting-up	Sensitivity adjustment with potentiometer
Diameter	0.71 in (18 mm)
Length	3.74 in (95 mm)
Net Weight	0.17 lb(US) (0.075 kg)

The information provided in this documentation contains general descriptions and/or technical characteristics of the performance of the products contained herein. This documentation is not intended as a substitute for and is not to be used for determining suitability or reliability of these products for specific user applications. It is the duty of any such user or integrator to perform the appropriate and complete risk analysis, evaluation and testing of the products with respect to the relevant specific application or use thereof. Neither Schneider Electric Industries SAS nor any of its affiliates or subsidiaries shall be responsible or liable for misuse of the information contained herein.

Environment

Product Certifications	CE UL CSA
Ambient Air Temperature for Operation	-13...131 °F (-25...55 °C)
Ambient Air Temperature for Storage	-40...158 °F (-40...70 °C)
Vibration resistance	7 gn +/- 0.6 mm 10...55 Hz IEC 60068-2-6
Shock resistance	30 gn 11 ms) IEC 60068-2-27
IP degree of protection	IP67 IEC 60529

Ordering and shipping details

Category	22481-SENSORS, PHOTOELECTRIC
Discount Schedule	DS2
GTIN	3389110178265
Nbr. of units in pkg.	1
Package weight(Lbs)	3.10 oz (88.0 g)
Returnability	No
Country of origin	FR

Packing Units

Unit Type of Package 1	PCE
Package 1 Height	2.80 in (7.1 cm)
Package 1 width	3.78 in (9.6 cm)
Package 1 Length	1.69 in (4.3 cm)
Unit Type of Package 2	S01
Number of Units in Package 2	11
Package 2 Weight	2.63 lb(US) (1.193 kg)
Package 2 Height	5.91 in (15 cm)
Package 2 width	5.91 in (15 cm)
Package 2 Length	15.75 in (40 cm)

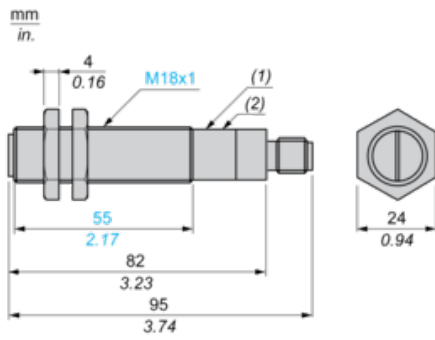
Offer Sustainability

Sustainable offer status	Green Premium product
California proposition 65	WARNING: This product can expose you to chemicals including: Diisononyl phthalate (DINP), which is known to the State of California to cause cancer, and Di-isodecyl phthalate (DIDP), which is known to the State of California to cause birth defects or other reproductive harm. For more information go to www.P65Warnings.ca.gov
REACH Regulation	REACH Declaration
EU RoHS Directive	Pro-active compliance (Product out of EU RoHS legal scope) EU RoHS Declaration
Mercury free	Yes
RoHS exemption information	Yes
Environmental Disclosure	Product Environmental Profile
Circularity Profile	End Of Life Information

Contractual warranty

Warranty	18 months
----------	-----------

Dimensions



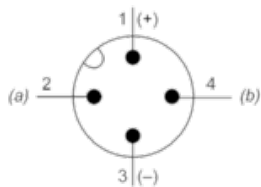
- (1) Potentiometer
- (2) Green LED

Mounting and Clearance

Fixing nut tightening torque: < 15 N.m

Wiring Schemes

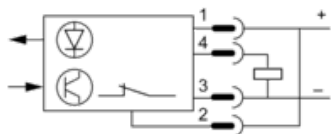
Connector Scheme



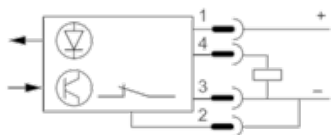
(a) Time delay: "OFF delay" of output signal: - no time delay: connect contact 2 to (+), - 20 ms time delay: connect contact 2 to (-)
(b) Output

PNP Output (3-wire Discontinue Current)

Without output signal time delay

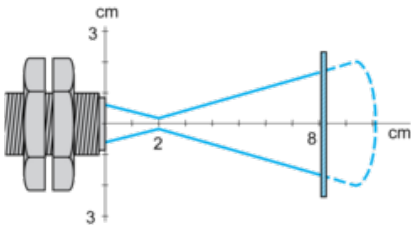


With output signal time delay (20 ms)



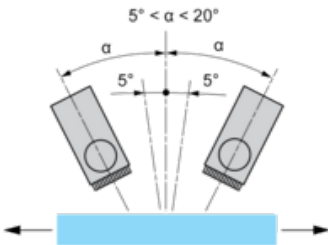
Curves

Detection Curves



Object 5 x 5 cm, white 90 %
Object 5 x 5 cm, white 90 %

Vertical Inclination



An angle of 5 to 10° from vertical is recommended for reflective or transparent surfaces Maximum vertical inclination: 20°