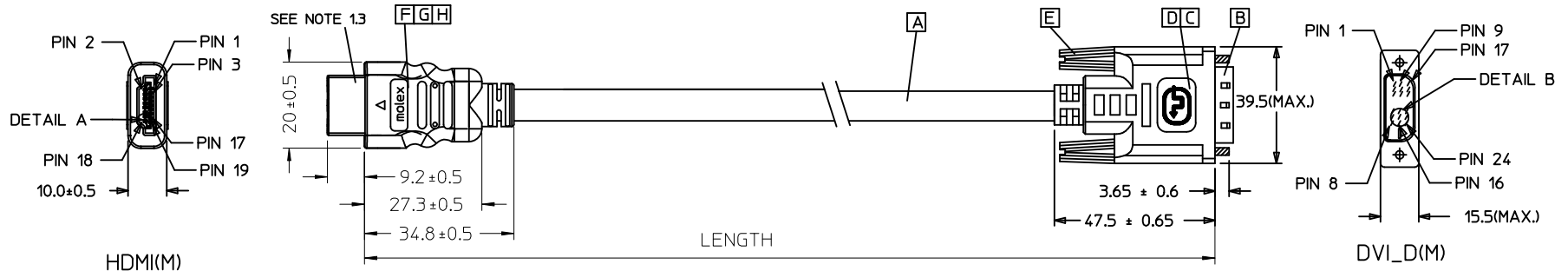
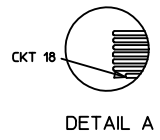


7 6 5 4 3 2 1

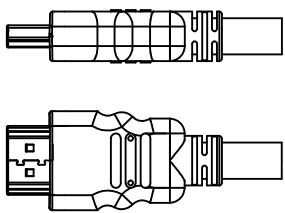


HDMI(M)

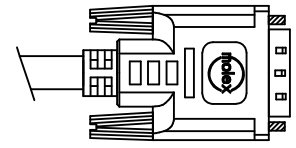
DVI_D(M)



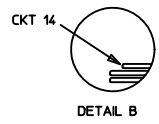
DETAIL A



BACK SIDE



BACK SIDE



DETAIL B

68767-0034	HDMI TO DVI-D(M) GOLD 3M CABLE	3000 ± 50	BLACK	5.5MM(TMDS - AWG#30)
68767-0033	HDMI TO DVI-D(M) GOLD 2M CABLE	2000 ± 30	BLACK	5.5MM(TMDS - AWG#30)
68767-0032	HDMI TO DVI-D(M) GOLD 1M CABLE	1000 ± 30	BLACK	5.5MM(TMDS - AWG#30)
MX P/N	DESCRIPTION	LENGTH	CABLE COLOR	CABLE OD

ENTER DESCRIPTION EC NO: DG2011-0447 DRWN:FZHANG01 CHKD:JFZHENG APPR:ZXDENG	2011/05/06 2011/05/06 2011/05/11	QUALITY SYMBOLS ▽=0 ◻=0	GENERAL TOLERANCES (UNLESS SPECIFIED)		DIMENSION STYLE MM ONLY		SCALE ---	DESIGN UNITS METRIC	THIRD ANGLE PROJECTION		
				mm	INCH	DRAWN BY FZHANG01	DATE 2011/05/06	TITLE HDMI(M) TO DVI-D(M) CABLE ASS'Y			
			4 PLACES	±---	±---	CHECKED BY JFZHENG	DATE 2011/05/06				
			3 PLACES	±---	±---	APPROVED BY ZXDENG	DATE 2011/05/11	MOLEX INCORPORATED			
2 PLACES	±---	±---	ANGULAR ±---°		MATERIAL NO. 687670032/33/34	DOCUMENT NO. SD-68767-003X	SHEET NO. 1 OF 2				
1 PLACE	±---	±---	DRAFT WHERE APPLICABLE MUST REMAIN WITHIN DIMENSIONS		THIS DRAWING CONTAINS INFORMATION THAT IS PROPRIETARY TO MOLEX INCORPORATED AND SHOULD NOT BE USED WITHOUT WRITTEN PERMISSION						

6 5 4 3 2 1

7

6

5

4

3

2

1

NOTE:

1. OVERMOLD SPECIFICATION:

- 1.1 DVI BOOT MOLDED SNOW WHITE PVC RESIN
- 1.2 HDMI INNERMOLD WITH BK PVC
HDMI OVERMOLD WITH PVC
- 1.3 HDMI DUST COVER WITH PE

2. PRODUCT ELECTRICAL SPECIFICATION:

REFER TO HDMI ELECTRICAL SPECIFICATION

3. DVI CONNECTOR SPECIFICATION(DV:

- 3.1 REFER TO PRODUCT SPEC. PS74320-001
- 3.2 CONTACT PLATING: AU FLASH.

4. THIS PRODUCT MUST MEET ROHS COMPLIANCE.

SHIELD	SHIELD	OVERALL SHIELD	GROUND
PIN 19	PIN 16	WHITE	HOT PLUG DETECT
PIN 18	PIN 14	YELLOW	POWER +5V
PIN 17	PIN 15	ORANGE	GROUND(+5V&DDC)
PIN 16	PIN 7	RED	DDC DATA(SDA)
PIN 15	PIN 6	VIOLET	DDC CLOCK(SCL)
PIN 12	PIN 24	WHITE	TMDS CLOCK-
PIN 11	PIN 22	BRAID	TMDS CLOCK SHIELD
PIN 10	PIN 23	BROWN	TMDS CLOCK+
PIN 9	PIN 17	WHITE	TMDS DATA 0-
PIN 8	PIN 19	BRAID	TMDS DATA 0 SHIELD
PIN 7	PIN 18	BLUE	TMDS DATA 0+
PIN 6	PIN 9	WHITE	TMDS DATA 1-
PIN 5	PIN 11	BRAID	TMDS DATA 1 SHIELD
PIN 4	PIN 10	GREEN	TMDS DATA 1+
PIN 3	PIN 1	WHITE	TMDS DATA 2-
PIN 2	PIN 3	BRAID	TMDS DATA 2 SHIELD
PIN 1	PIN 2	RED	TMDS DATA 2+
HDMI	DVI-D	COLOR	CABLE FUNCTION

H	HDMI SMALL METAL PLATE	1
G	HDMI METAL CAN GOLD PLATED	1
F	HDMI HOUSING ASSY' BLACK	1
E	DVI THUMB SCREW GOLD PLATED.	2
D	PCB	1
C	ONE BODY CAN	1
B	DVI-D SINGLE CHANNEL G/F CONNECTOR	1
A	DVI SINGLE LINK CABLE	1
ITEM	DESCRIPTION	QTY.

ENTER DESCRIPTION EC NO: DG2011-0447 DRWN:FZHANG01 2011/05/06 CHKD:FZHENG 2011/05/06 APPR:ZXDENG 2011/05/11	QUALITY SYMBOLS ▽=0 ◻=0	GENERAL TOLERANCES (UNLESS SPECIFIED)		DIMENSION STYLE MM ONLY	SCALE ---	DESIGN UNITS METRIC	THIRD ANGLE PROJECTION	
				DRAWN BY FZHANG01	DATE 2011/05/06	TITLE HDMI(M) TO DVI-D(M) CABLE ASS'Y		
				CHECKED BY JFZHENG	DATE 2011/05/06	MOLEX INCORPORATED		
				APPROVED BY ZXDENG	DATE 2011/05/11	MATERIAL NO. 687670032/33/34	DOCUMENT NO. SD-68767-003X	SHEET NO. 2 OF 2
				DRAFT WHERE APPLICABLE MUST REMAIN WITHIN DIMENSIONS		THIS DRAWING CONTAINS INFORMATION THAT IS PROPRIETARY TO MOLEX INCORPORATED AND SHOULD NOT BE USED WITHOUT WRITTEN PERMISSION		

6

5

4

3

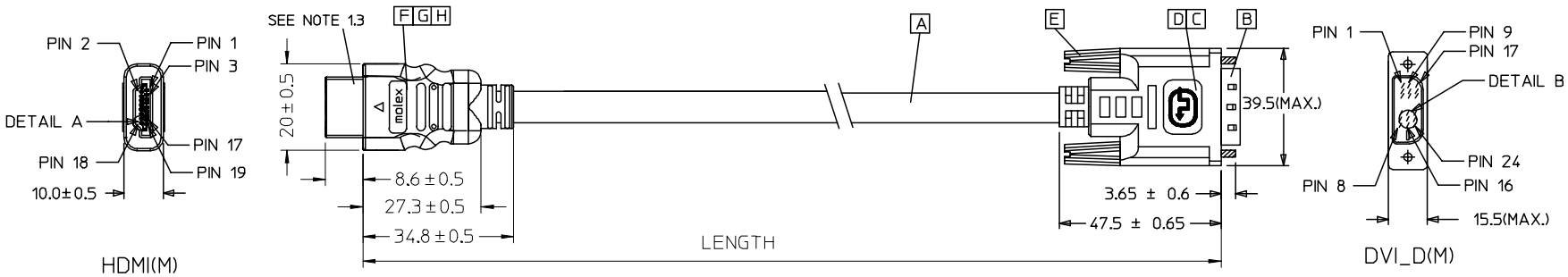
2

1

7 6 5 4 3 2 1

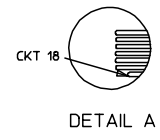
E

E



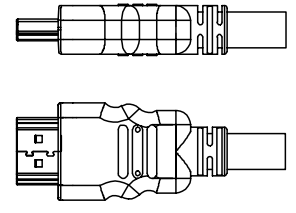
D

D

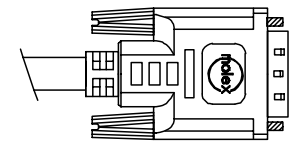


HDMI(M)

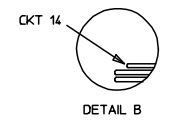
DETAIL A



BACK SIDE



BACK SIDE



DVI_D(M)

DETAIL B

C

C

B

B

68767-0034	HDMI TO DVI-DIM) GOLD 3M CABLE	3000 ± 50	BLACK	5.5MMITMDS - AWG#30)	887808273
68767-0033	HDMI TO DVI-DIM) GOLD 2M CABLE	2000 ± 30	BLACK	5.5MMITMDS - AWG#30)	887808273
68767-0032	HDMI TO DVI-DIM) GOLD 1M CABLE	1000 ± 30	BLACK	5.5MMITMDS - AWG#30)	887808273
MX P/N	DESCRIPTION	LENGTH	CABLE COLOR	CABLE OD	CABLE P/N

A

A

Released EC NO: DG2007-0027 DRWN: JFZHENG CHKD: JFZHENG APPR: DDLUO	2006/09/02 2006/09/04 2006/09/04	QUALITY SYMBOLS ▽=0 ◻=0	GENERAL TOLERANCES (UNLESS SPECIFIED)		DIMENSION STYLE MM ONLY		SCALE ---	DESIGN UNITS METRIC	THIRD ANGLE PROJECTION			
				mm	INCH	DRAWN BY JFZHENG	DATE 2006/08/26	TITLE HDMIM) TO DVI(M) GOLD CABLE 30AWG				
			4 PLACES	±---	±---	CHECKED BY JF ZHENG	DATE 2006/08/26	MOLEX INCORPORATED				
			3 PLACES	±---	±---	APPROVED BY DQ LUO	DATE 2006/08/26	MATERIAL NO. 6876700-32/33/34				
2 PLACES	±---	±---	ANGULAR ±---°		DOCUMENT NO. SD-68767-032		SHEET NO. 1 OF 2					
1 PLACE	±---	±---	DRAFT WHERE APPLICABLE MUST REMAIN WITHIN DIMENSIONS		THIS DRAWING CONTAINS INFORMATION THAT IS PROPRIETARY TO MOLEX INCORPORATED AND SHOULD NOT BE USED WITHOUT WRITTEN PERMISSION							

6

5

4

3

2

1

NOTE:

1. OVERMOLD SPECIFICATION:

- 1.1 DVI BOOT MOLDED SNOW WHITE PVC RESIN 887800076,UL94V-0.
- 1.2 HDMI INNERMOLD WITH BK PVC 887800019.
HDMI OVERMOLD WITH PVC 887800150.
- 1.3 HDMI DUST COVER WITH PE 887800008.

2. MECHANICAL SPECIFICATION:

- 2.1 CABLE SHOULD STAND THE PULL FORCE 89-111N FOR 30 SECONDS WITH NO VISIBLE TERMINATION DAMAGE.
- 2.2 CABLE SHOULD PASS THE FLEX TEST IN 100 CYCLES AT EACH OF PLANES, PER EIA 364-41, CONDITION 1.

3. PRODUCT ELECTRICAL SPECIFICATION:

- 3.1 DIELECTRIC STRENGTH.
- 3.2 INSULATION RESISTANCE.
- 3.3 CONDUCTIVE RESISTANCE.
- 3.4 TMDS Signals Time Domain Impedence
- 3.5 TMDS Signals Time Domain Crosstalk:FEXT
- 3.6 TMDS Signals Skew
- 3.7 Attenuation

REFER TO ES-002 ELECTRICAL SPECIFICATION FOR DETAILS.

4. DVI CONNECTOR SPECIFICATION:

- 4.1 REFER TO PRODUCT SPEC. PS74320-001.
- 4.2 CONTACT PLATING: AU FLASH.

5. THIS PRODUCT MUST MEET ROHS COMPLIANCE.

SHIELD	SHIELD	OVERALL SHIELD	GROUND
PIN 19	PIN 16	WHITE	HOT PLUG DETECT
PIN 18	PIN 14	YELLOW	POWER +5V
PIN 17	PIN 15	ORANGE	GROUND(+5V&DDC)
PIN 16	PIN 7	RED	DDC DATA(SDA)
PIN 15	PIN 6	VIOLET	DDC CLOCK(SCL)
PIN 12	PIN 24	WHITE	TMDS CLOCK-
PIN 11	PIN 22	BRAID	TMDS CLOCK SHIELD
PIN 10	PIN 23	BROWN	TMDS CLOCK+
PIN 9	PIN 17	WHITE	TMDS DATA 0-
PIN 8	PIN 19	BRAID	TMDS DATA 0 SHIELD
PIN 7	PIN 18	BLUE	TMDS DATA 0+
PIN 6	PIN 9	WHITE	TMDS DATA 1-
PIN 5	PIN 11	BRAID	TMDS DATA 1 SHIELD
PIN 4	PIN 10	GREEN	TMDS DATA 1+
PIN 3	PIN 1	WHITE	TMDS DATA 2-
PIN 2	PIN 3	BRAID	TMDS DATA 2 SHIELD
PIN 1	PIN 2	RED	TMDS DATA 2+
HDMI	DVI-D	COLOR	CABLE FUNCTION

ITEM	DESCRIPTION	QTY.
H	HDMI SMALL METAL PLATE 47152-6009	1
G	HDMI METAL CAN GOLD PLATED 47152-4002	1
F	HDMI HOUSING ASSY' BLACK 47152-1000	1
E	DVI THUMB SCREW GOLD PLATED. 172000522	2
D	PCB 887899569/887899570	1
C	ONE BODY CAN 887899396	1
B	DVI_D SINGLE CHANNEL G/F CONNECTOR 172000443	1
A	DVI SINGLE LINK CABLE 887808273	1

Released EC NO: DG2007-0027 DRWN: JF ZHENG 2006/09/04 CHKD: JF ZHENG 2006/09/04 APPR: DQ LUO 2006/09/04	DESCRIPTION QUALITY SYMBOLS ▽=0 ▽=0	GENERAL TOLERANCES (UNLESS SPECIFIED)		DIMENSION STYLE MM ONLY		SCALE ---	DESIGN UNITS METRIC	THIRD ANGLE PROJECTION		
				mm	INCH	DRAWN BY JF ZHENG	DATE 2006/08/26	TITLE HDMIM) TO DVI(M) GOLD CABLE 30AWG		
		4 PLACES	±---	±---		CHECKED BY JF ZHENG	DATE 2006/08/26			
		3 PLACES	±---	±---		APPROVED BY DQ LUO	DATE 2006/08/26	MOLEX INCORPORATED		
2 PLACES	±---	±---		MATERIAL NO. 6876700-32/33/34		DOCUMENT NO. SD-68767-032		SHEET NO. 2 OF 2		
1 PLACE	±---	±---		DRAFT WHERE APPLICABLE MUST REMAIN WITHIN DIMENSIONS		THIS DRAWING CONTAINS INFORMATION THAT IS PROPRIETARY TO MOLEX INCORPORATED AND SHOULD NOT BE USED WITHOUT WRITTEN PERMISSION				
ANGULAR ±---°										