

THIS DRAWING IS UNPUBLISHED. RELEASED FOR PUBLICATION
 © COPYRIGHT - By - ALL RIGHTS RESERVED.

LOC		DIST		REVISIONS			
P	LTR	DESCRIPTION		DATE	DWN	APVD	
AF	50	D6	REVISED PER ECR-21-101760	06APR2021	JA	TD	

D

C

B

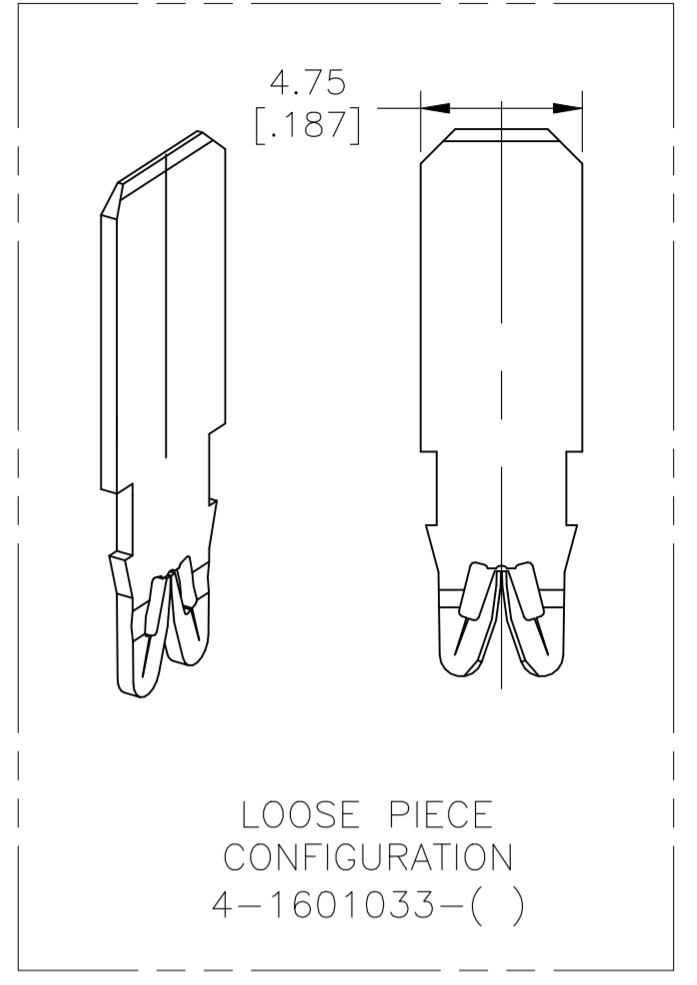
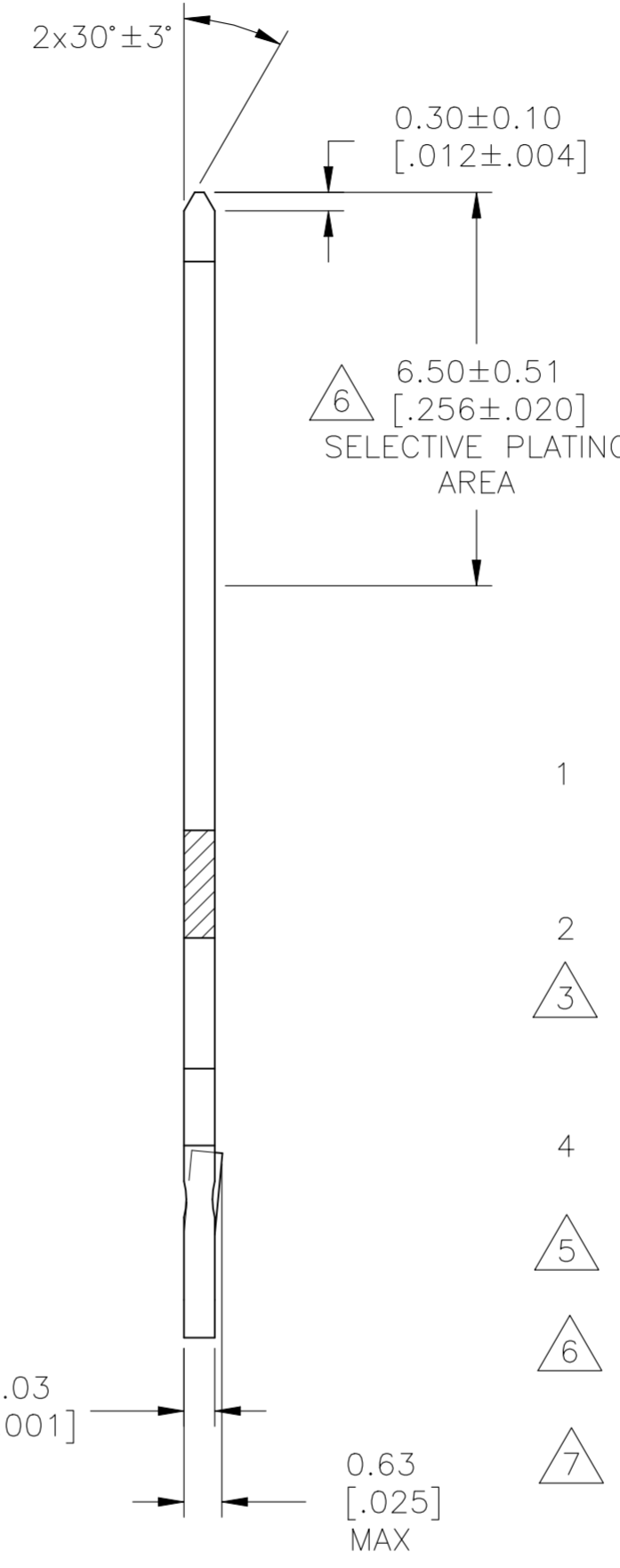
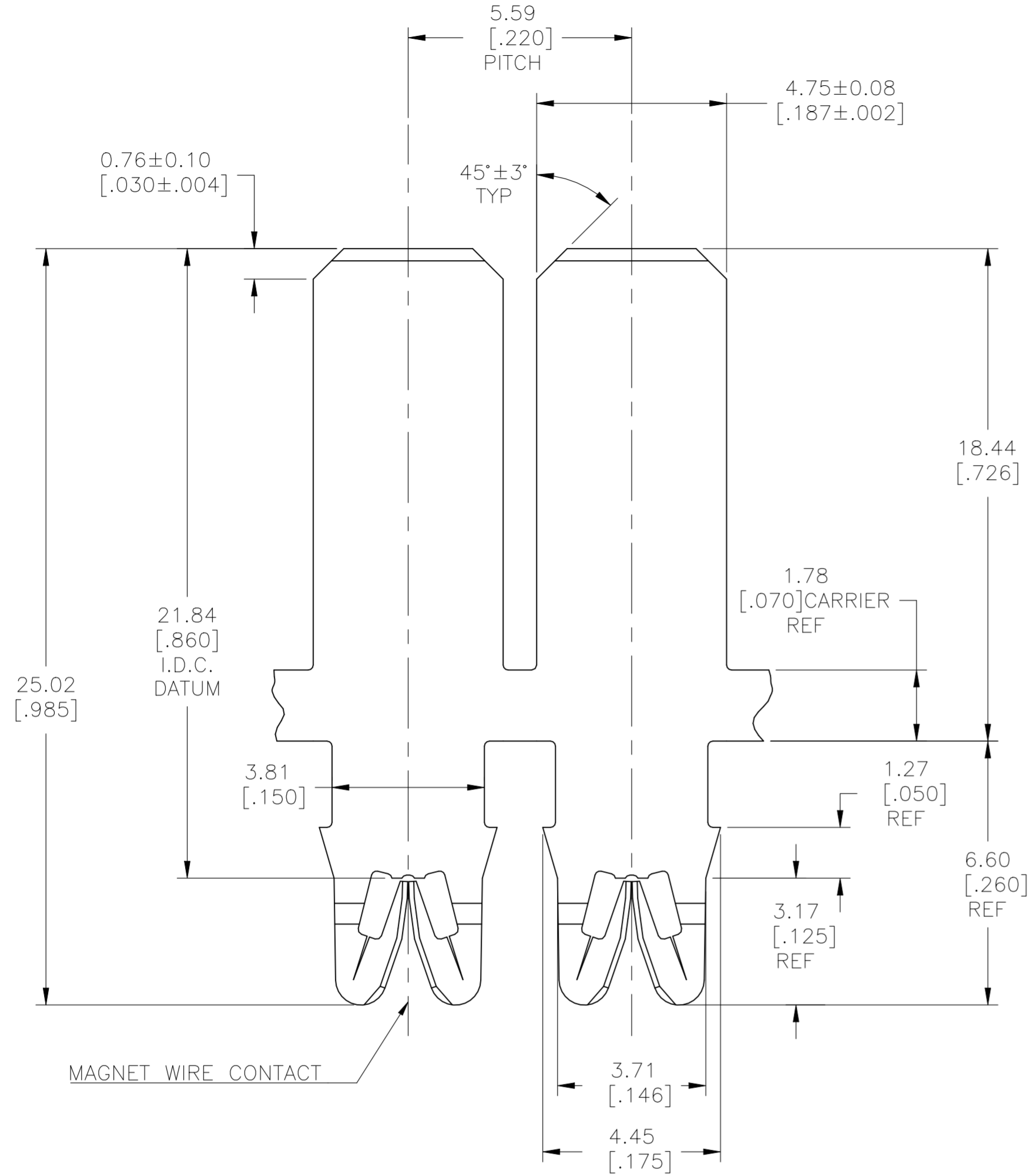
A

D

C

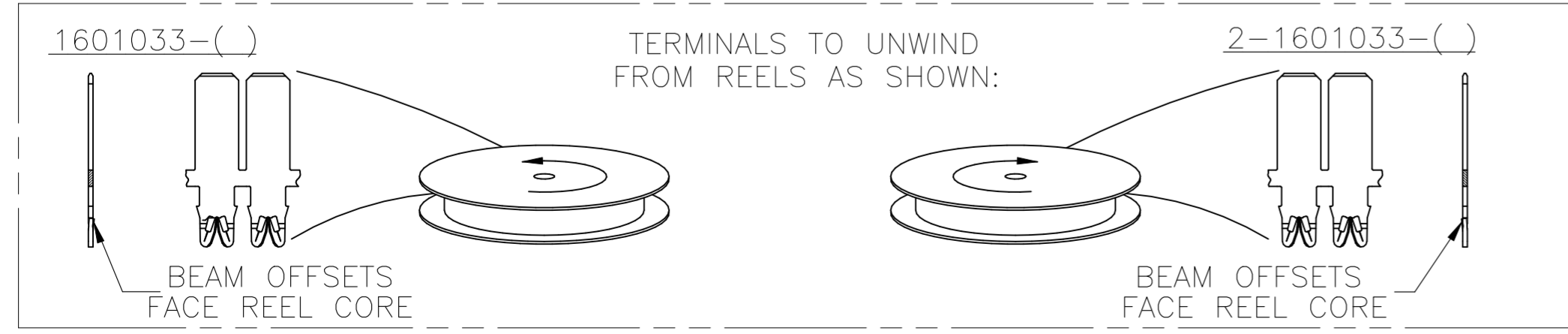
B

A



- 1 SPECIFICATIONS:
MAGNET WIRE #18- #34 AWG COPPER.
1.02[.040] - 0.16[.006] DIA.
- 2 POCKET RECOMMENDATION: # 1601427.
- 3 TERMINAL APPLICATION TO COMPLY WITH TYCO ELECTRONICS SPECIFICATION 114-13166 FIGURE 6.
- 4 TWO (2) TERMINALS SHOWN FOR ILLUSTRATION PURPOSES ONLY.
- 5 NON-STANDARD PACKAGING. ALL PLASTIC REEL AND PLASTIC INTERLEAVING PLACED IN A PLASTIC BAG.
- 6 SELECTIVE PLATE AREA 1.9 MICRONS [.000075] MIN SILVER. ENTIRE TERMINAL IS UNDERPLATED WITH NICKEL.
- 7 PRELIMINARY-NOT FOR PRODUCTION

STANDARD	FINISH	TE PART NUMBER
	6	1601033-5
5	PRE-PLATED TIN OVER COPPER UNDERPLATE	7 1601033-4
SUPERSEDED STANDARD	POST-PLATED TIN OVER COPPER UNDERPLATE	4-1601033-2
STANDARD	PRE-PLATED TIN OVER COPPER UNDERPLATE	2-1601033-3
STANDARD	PRE-PLATED TIN OVER COPPER UNDERPLATE	1601033-3
PACKAGING	FINISH	TE PART NUMBER



THIS DRAWING IS A CONTROLLED DOCUMENT.

DIMENSIONS: mm [INCHES]	TOLERANCES UNLESS OTHERWISE SPECIFIED: 0 PLC ± - 1 PLC ± - 2 PLC ± 0.13[.005] 3 PLC ± - 4 PLC ± - ANGLES ± 2°	DWN J.WELLER 11JAN2002 CHK M.FEHER 11JAN2002 APVD K.RANDOLPH 11JAN2002 PRODUCT SPEC 108-2085 APPLICATION SPEC	NAME STANDARD RANGE WIRE TO 4.75 X 0.51 BARB TAB SIAMEZE TERMINAL
MATERIAL BRASS, FULL HARD	FINISH SEE TABLE	WEIGHT -	SIZE A2 CAGE CODE 00779 DRAWING NO C=1601033 RESTRICTED TO -
CUSTOMER DRAWING		SCALE 9:1	SHEET 1 OF 1 REV D6

1601033

