

# SMD Schottky Barrier Diode


## CDBUR0320/0330/0340-HF

$I_o = 350 \text{ mA}$

$V_R = 20 \text{ to } 40 \text{ Volts}$

RoHS Device

Halogen Free

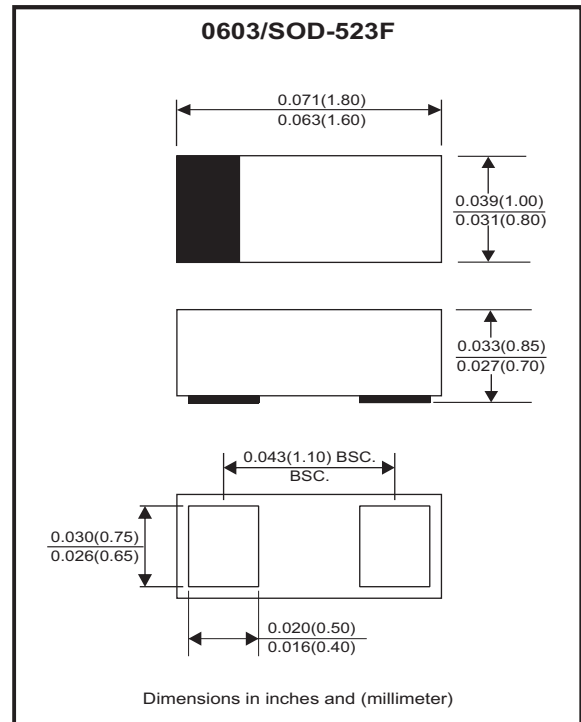


### Features

- Low forward voltage.
- Designed for mounting on small surface.
- Extremely thin / leadless package.
- Majority carrier conduction.

### Mechanical data

- Case: 0603/SOD-523F standard package, molded plastic.
- Terminals: Gold plated, solderable per MIL-STD-750, method 2026
- Polarity: Indicated by cathode band.
- Mounting position: Any
- Weight: 0.003 grams (approx.).



### Circuit Diagram



### Maximum Rating (at $T_A=25^\circ\text{C}$ unless otherwise noted)

Parameter	Symbol	CDBUR0320-HF	CDBUR0330-HF	CDBUR0340-HF	Unit
Repetitive Peak reverse voltage	$V_{RRM}$	20	30	40	V
Reverse voltage	$V_R$	20	30	40	V
RMS reverse voltage	$V_{R(MS)}$	14	21	28	V
Average forward rectified current	$I_o$	350			mA
Peak forward surge current 8.3 ms single half sine-wave	$I_{FSM}$	1.5			A
Power dissipation	$P_D$	150			mA
Thermal resistance junction to ambient air	$R_{\theta JA}$	667			$^\circ\text{C/W}$
Junction temperature	$T_j$	+125			$^\circ\text{C}$
Storage temperature range	$T_{STG}$	-65 to +125			$^\circ\text{C}$

### Electrical Characteristics (at $T_A=25^\circ\text{C}$ unless otherwise noted)

Parameter	Conditions	Symbol	Min	Typ	Max	Unit
Reverse current	CDBUR0320-HF $V_R = 10\text{V}$ CDBUR0330-HF $V_R = 20\text{V}$ CDBUR0340-HF $V_R = 30\text{V}$	$I_R$			5 5 5	$\mu\text{A}$
Forward voltage	$I_F = 20\text{mA}$ $I_F = 200\text{mA}$	$V_F$			0.37 0.60	V
Capacitance between terminals	$f = 1 \text{ MHz}$ , and 0V DC reverse voltage	$C_T$		50		pF
Reverse recovery time	$I_F = I_R$ , $I_{rr} = 0.1I_R$ , $R_L = 100 \text{ ohm}$	$T_{rr}$		6.4		nS

## RATING AND CHARACTERISTIC CURVES (CDBUR0320/0330/0340-HF)

Fig. 1 - Forward Characteristics

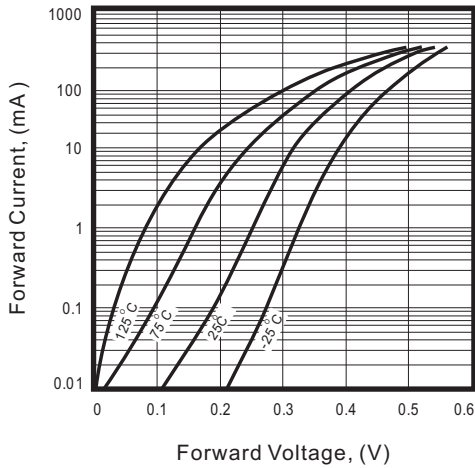


Fig. 2 - Reverse Characteristics

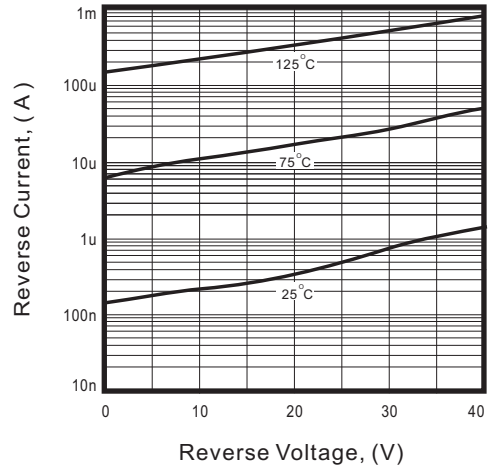


Fig.3 - Capacitance Between Terminals Characteristics

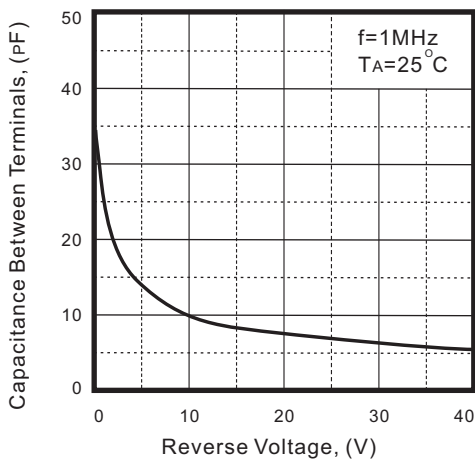
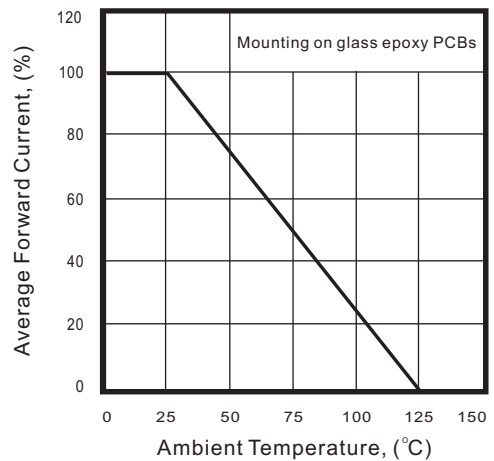
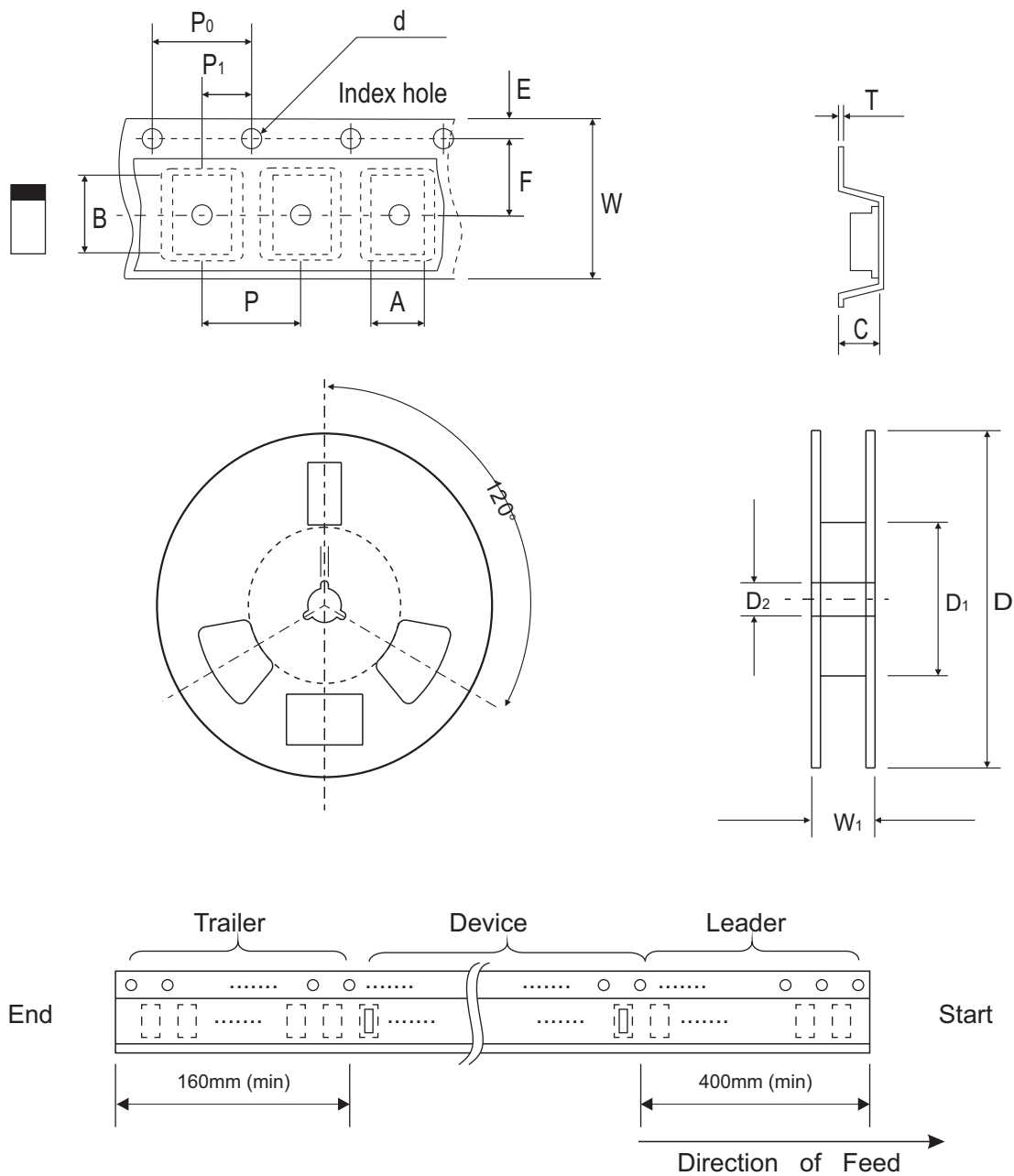


Fig.4 - Current Derating Curve



## Reel Taping Specification



0603 (SOD-523F)	SYMBOL	A	B	C	d	D	D <sub>1</sub>	D <sub>2</sub>
	(mm)	1.16 ± 0.10	1.90 ± 0.10	0.95 ± 0.10	1.50 + 0.10 - 0	178.00 ± 1.00	60.00 ± 0.50	13.50 ± 0.20
	(inch)	0.046 ± 0.004	0.075 ± 0.004	0.037 ± 0.004	0.059 + 0.004 - 0	7.008 ± 0.039	2.362 ± 0.020	0.531 ± 0.008

0603 (SOD-523F)	SYMBOL	E	F	P	P <sub>0</sub>	P <sub>1</sub>	T	W	W <sub>1</sub>
	(mm)	1.75 ± 0.10	3.50 ± 0.05	4.00 ± 0.10	4.00 ± 0.10	2.00 ± 0.05	0.22 + 0.10 - 0.05	8.00 ± 0.20	12.00 + 0.50 - 0
	(inch)	0.069 ± 0.004	0.138 ± 0.002	0.157 ± 0.004	0.157 ± 0.004	0.079 ± 0.002	0.009 + 0.004 - 0.002	0.315 ± 0.008	0.472 + 0.020 - 0

## Marking Code

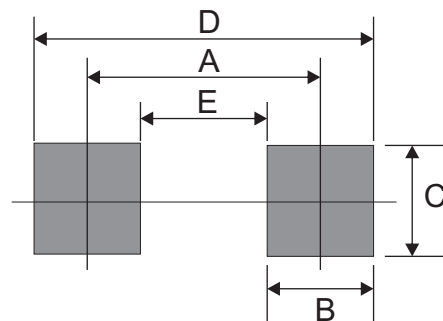
Part Number	Marking Code
CDBUR0320-HF	BH
CDBUR0330-HF	BJ
CDBUR0340-HF	BK



xx = Product type marking code

## Suggested PAD Layout

SIZE	0603/SOD-523F	
	(mm)	(inch)
A	1.25	0.049
B	0.60	0.024
C	1.00	0.039
D	1.85	0.073
E	0.65	0.026



## Standard Packaging

Case Type	Qty Per Reel	Reel Size
	(Pcs)	(inch)
0603/SOD-523F	4,000	7