

**Customer Part:**

**Description**

- Surface mount Voltage Controlled Temperature Compensated Oscillator (VCTCXO) providing a high degree of frequency stability over a wide temperature range in a hermetically sealed ceramic package
- Model CFPT-126
- Model Issue number 5

**Frequency Parameters**

- Frequency 32.7680MHz
- Frequency Stability  $\pm 0.50$ ppm
- Operating Temperature Range  $-40.00$  to  $85.00^{\circ}\text{C}$
- Ageing  $\pm 1$ ppm typical in 1st year @  $25^{\circ}\text{C}$
- Frequency Stability Reference to  $(F_{\text{max}} + F_{\text{min}})/2$

**Electrical Parameters**

- Supply Voltage  $3.3\text{V} \pm 5\%$
- Current Draw (Typical):  $3\text{mA} @ 20\text{MHz}$
- Supply Voltage Variation:  
 $<30\text{MHz} \pm 0.3$ ppm  
 $30\text{MHz to } 40\text{MHz} \pm 0.4$ ppm
- Load Variation:  $\pm 0.2$ ppm (@  $15\text{pF} \pm 10\%$ )  
 After Reflow:  $\pm 1.0$ ppm

**Frequency Adjustment**

- Pulling  $\pm 5$ ppm min
- Control Voltage  $1.65\text{V} \pm 1.0\text{V}$

**Output Details**

- Output Compatibility HCMOS
- Drive Capability  $15\text{pF}$  nom
- Rise and Fall Time  $8.0\text{ns}$  max
- Duty Cycle  $45/55\%$

**Environmental Parameters**

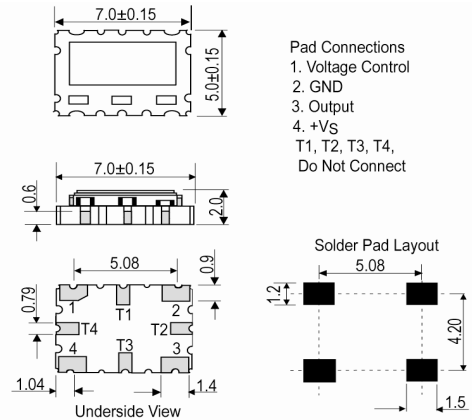
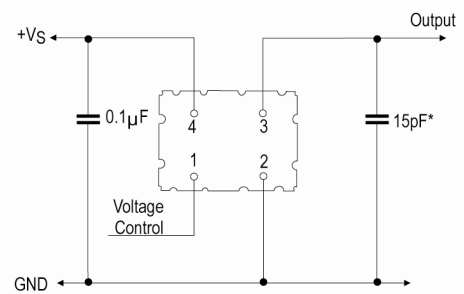
- Shock: IEC 60068-2-27, Test Ea:  $980\text{m/s}^2$  acceleration for 6ms, 3 shocks in each of 3 mutually perpendicular planes
- Vibration: IEC 60068-2-6, Test Fc, Procedure B4:  $10\text{Hz}$ - $60\text{Hz}$   $1.5\text{mm}$  displacement,  $60$ - $2000\text{Hz}$  at  $98.1\text{m/s}^2$ , 30mins in 3 mutually perpendicular planes at 1 oct/min
- Solderability: MIL-STD-202, Method 208, Category 3
- Storage Temperature Range:  $-55$  to  $125^{\circ}\text{C}$

**Manufacturing Details**

- Soldering: Suitable for Convection Reflow soldering. Peak temperature  $260^{\circ}\text{C}$ , 60sec max above  $220^{\circ}\text{C}$
- Washing: Able to withstand aqueous washing
- RoHS Terminations NiCoAu
- RoHS Reflow Temp  $260\text{degC}$  10s

**Compliance**

- RoHS Status (2015/863/EU) Compliant
- REACH Status Compliant
- MSL Rating (JDEC-STD-033): 1


**Outline (mm)**

**Test Circuit**


\* Inclusive of probe and jig capacitance

**Sales Office Contact Details:**

UK: +44 (0)1460 270200

USA: +1.760 668 8935

 Email: [info@iqdfrequencyproducts.com](mailto:info@iqdfrequencyproducts.com)

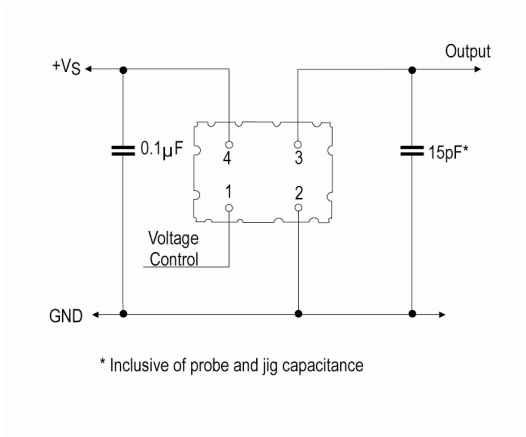
 Web: [www.iqdfrequencyproducts.com](http://www.iqdfrequencyproducts.com)

**Customer Part:**

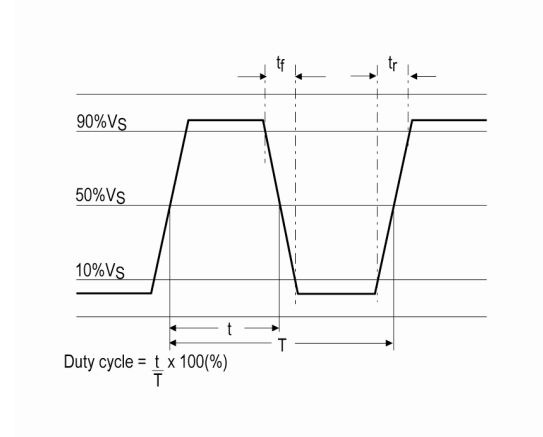
**Packaging Details**

- Pack Style: Bulk      Loose in bulk pack  
Pack Size: 100
- *Alternative packing option available*

**Test Circuit**



**Wave Form**



**Sales Office Contact Details:**

UK: +44 (0)1460 270200

USA: +1.760 668 8935

Email: [info@iqdfrequencyproducts.com](mailto:info@iqdfrequencyproducts.com)

Web: [www.iqdfrequencyproducts.com](http://www.iqdfrequencyproducts.com)