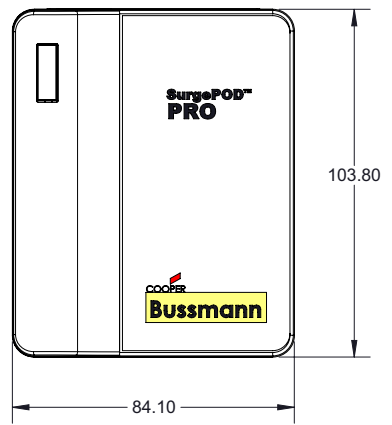
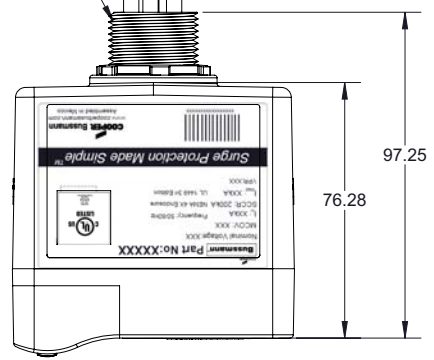


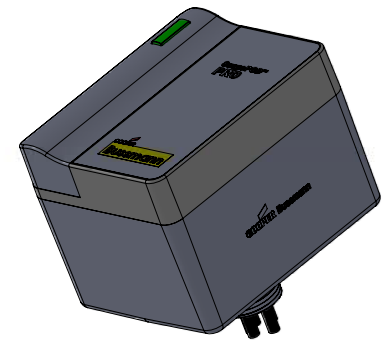
3/4" MALE NPT THREAD
 Wire configuration provided as example.
 Please see installation guide for actual
 wiring configurations and wire colors



- NOTES:
1. Wire size: 10AWG.
 2. Easy ID Bicolor LED
 3. Operational Temperature range -40°C to 65°C.
 4. Cut leads as close to 6 inches as possible for best protection.

REVISIONS					
REV	ZONE	DESCRIPTION	DATE	ECN	BY
A		INITIAL RELEASE	02/07/2013		Kevin

Catalog Number	Nominal System Voltage(Vc)	MCOV(Vc)	I _{max} (A)	I _n (A)	SCCR(A)	Connections #	System Type
SPP40SP1120SN	120V	150V	40kA	10kA	200kA	2	Single-Phase 2 Wire
SPP40SP2240PN	120/240V	150V	40kA	10kA	200kA	3	Split Phase 3 Wire
SPP40SP3240DLG	240V	320V	40kA	10kA	200kA	4	Three-Phase Delta 3 Wire + G
SPP40SP3480DLG	480V	550V	40kA	10kA	200kA	4	Three-Phase Delta 3 Wire + G
SPP40SP3208WYG	208Y/120V	150V	40kA	10kA	200kA	4	Three-Phase Wye 3 Wire + G
SPP40SP3480WYG	480Y/277V	320V	40kA	10kA	200kA	4	Three-Phase Wye 3 Wire + G



3D VIEW
 SCALE NONE

MODEL SOURCE DATA --	MODEL VERSION	GENERAL DRAWING PRACTICES IN ACCORDANCE WITH ASME - Y14.100-2004 DIMENSIONS AND TOLERANCES IN ACCORDANCE WITH ASME - Y14.5M-1994 DO NOT SCALE DRAWING	APPROVALS ENGINEER Kevin DATE 02/07/2013	DATE 02/07/2013	 St. Louis, MO 63178 (USA) SPP40SPXXXXXX TITLE
THIS DRAWING IS AN UNCONTROLLED COPY IF PRINTED OR SENT ELECTRONICALLY. DO NOT SCALE DRAWING. CONFIDENTIAL - THE INFORMATION CONTAINED IN THIS DOCUMENT IS THE PROPERTY OF COOPER INDUSTRIES, INC. IT IS NOT FOR PUBLIC DISCLOSURE. POSSESSION OF THE INFORMATION DOES NOT CONVEY ANY RIGHT TO LEASE, SELL, OR DISCLOSE THE INFORMATION. UNAUTHORIZED REPRODUCTION OR USE OF THE INFORMATION IS PROHIBITED. THIS DOCUMENT IS TO BE RETURNED TO COOPER INDUSTRIES, INC. UPON COMPLETION OF THE PURPOSE FOR WHICH IT WAS LOANED OR UPON REQUEST. COPYRIGHT © COOPER INDUSTRIES, INC. THIS IS AN UNPUBLISHED DRAWING. THE DISCLOSURE OF THIS WORK IS LIMITED TO SELECT PERSONNEL. FURTHER DISSEMINATION OR DISCLOSURE TO THE PUBLIC IS PROHIBITED. THIS UNPUBLISHED WORK IS PROTECTED BY FEDERAL COPYRIGHT LAW AND ALL RIGHTS THEREUNDER ARE RESERVED BY COOPER INDUSTRIES, INC.		UNLESS OTHERWISE SPECIFIED DIMENSIONS ARE IN MILLIMETERS TOLERANCES TO BE: ONE PLACE .XX = ±0.3 mm TWO PLACE .XX X = ±0.13 mm ALL ANGLES .XX = ±1° SPECIAL CHARACTERISTIC $\diamond (0)$ SIGNIFICANT CHARACTERISTIC $\triangle (0)$ THIRD ANGLE PROJECTION	MANUFACTURING ENGINEER Kevin DATE 02/07/2013 MATERIAL N/A	SIZE A3 DWG NO. SPP40SPXXXXXX SCALE: 1:2 SHEET 1 OF 1	