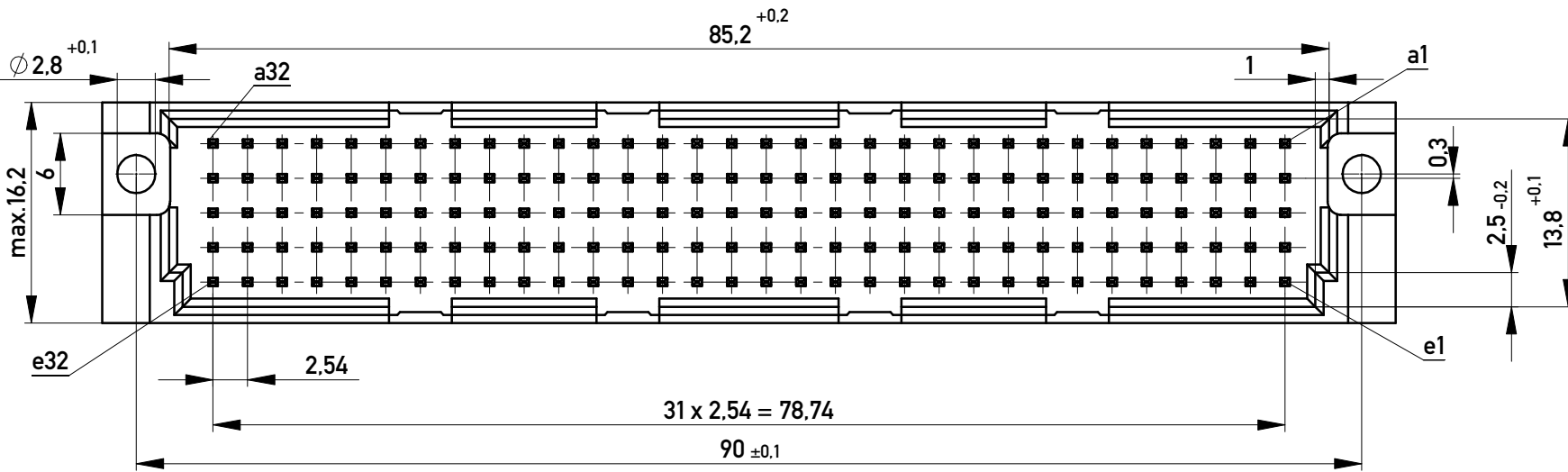
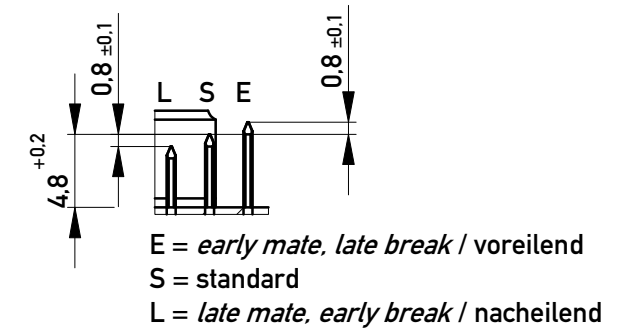
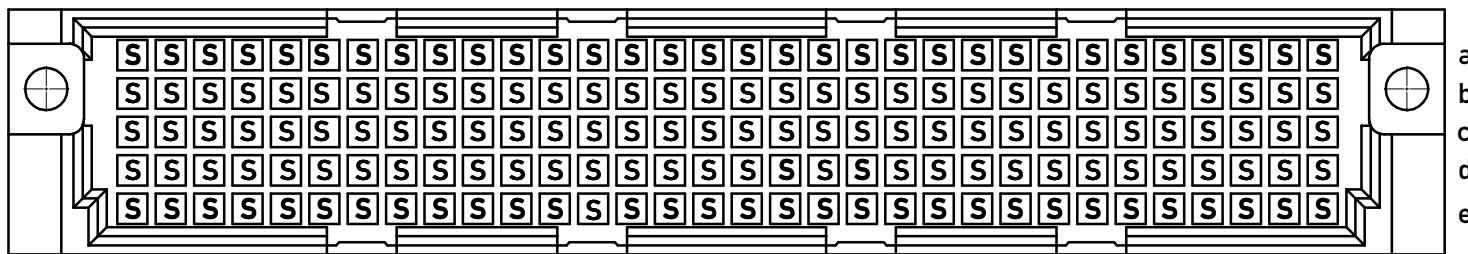


Stecklänge / mating length



Bestückungsplan / contact layout

32 31 30 29 28 27 26 25 24 23 22 21 20 19 18 17 16 15 14 13 12 11 10 9 8 7 6 5 4 3 2 1

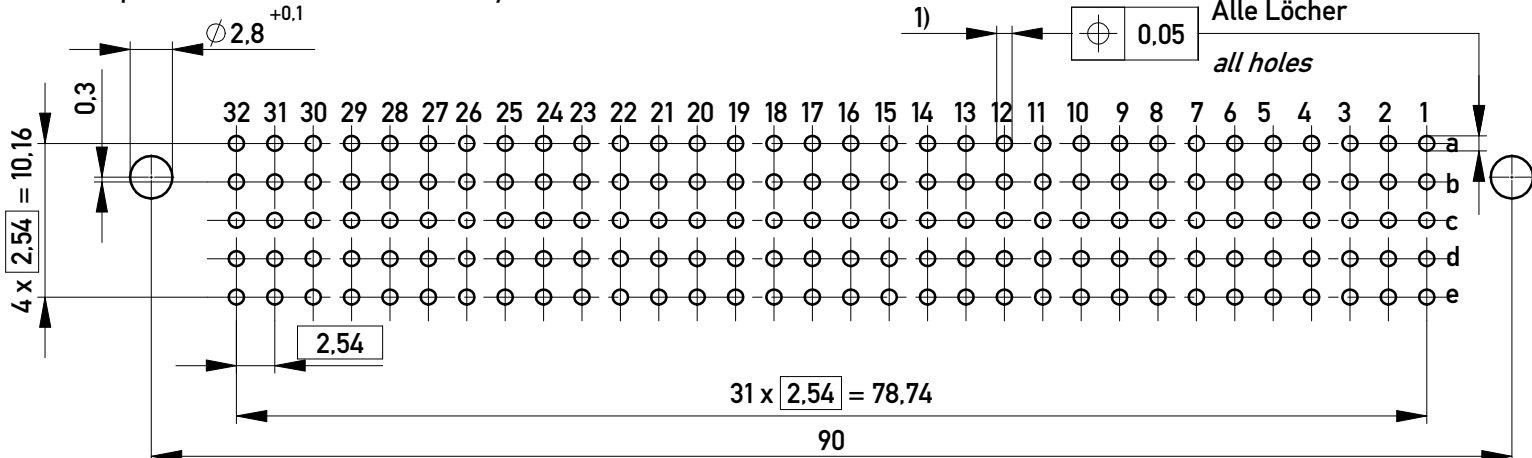


Elastische Einpresszone / compliant pressfit zone
 Isolierwerkstoff / housing material : PBT GF 30
 Bauart 4 / type 4
 Anforderungsstufe 2 = 400 Steckzyklen / performance class 2 = 400 mating cycles
 Fehlende Maße und Angaben nach IEC 60 603-2 / DIN EN 60 603-2
 Missing information and dimensions per IEC 60 603-2 / DIN EN 60 603-2
 Schichtaufbau im metallisierten Loch siehe Zeichnung 164062 / Nr. 6
 diameter of drilled hole see drawing 164062 / No. 6

- 1) $\phi 1.0^{+0.09}_{-0.06}$ Durchmesser des metallisierten Loches
 $\phi 1.0^{+0.09}_{-0.06}$ Diameter of finished plated-through hole

Bedruckung siehe Zeichnung 294905
 Marking see drawing 294905

Leiterplatten-Lochbild / PCB drillhole pattern



Copyright by ERNI GmbH
 Proprietary notice pursuant to ISO 16016 to be observed.

Information:		Tolerances	All Dimensions in mm	Scale	2:1
All rights reserved. Only for Information. To ensure that this is the latest version of this drawing, please contact one of the ERNI companies before using.		Subject to modification without prior notice. Drawing will not be updated.		Designation	
		www.ERNI.com		Messerleiste TE 160 EE Male Connector TE 86 Pressfit	
-	01.10.2009			384674	
Index	Date			Class	
				STVTE	
				I A3	