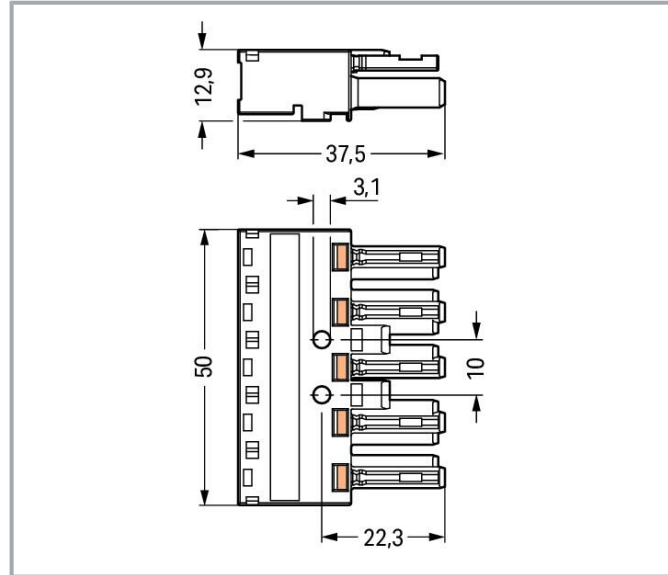



Data sheet | Item number: 770-1105  
Socket; 5-pole; Cod. I; 4,00 mm<sup>2</sup>; blue

[www.wago.com/770-1105](http://www.wago.com/770-1105)



## Item description

### Female connector/socket WINSTA® MIDI 5-pole

The WINSTA® MIDI female connector/socket I coding is the pluggable solution for your use in control cabinets, on PCBs or for lighting connections. On PCBs, in control cabinets or for connecting lights – pluggable installation connectors from WAGO allow you to establish connections according to an enormous variety of requirements in seconds. The coding options reduce installation errors, allowing fast, secure wiring of all components. The pluggable installation connector offers touch-proof protection with live components in accordance with protection type IP20 (When mated and secured with a strain relief housing: IP2xC (These compact connectors are not designed for use in open, easily accessible areas!)). Regulated lighting, as used with the DALI standard, for instance, is the main use of WINSTA® MIDI pluggable installation connectors with I coding. The rated current and voltage are important criteria for selecting a pluggable installation connector: They provide information about possible domains of use and applications. This product has a current rating of 25 A – so it is suitable for high power loads. WINSTA® MIDI with Push-in CAGE CLAMP® spring pressure connection technology is found in a variety of projects you can use for quick, easy, secure, tailored installation.

### Push-in CAGE CLAMP® spring pressure connection technology – pluggable installation instead of laborious screw connections!

The WINSTA® Pluggable Connection System allows pluggable electrical installation. This saves time, lowers costs, and reduces the need for

Subject to changes. Please also observe the further product documentation!

WAGO GmbH & Co. KG  
Hansastr. 27  
32423 Minden  
Phone: +49571 887-0 | Fax: +49571 887-169  
Email: [info.de@wago.com](mailto:info.de@wago.com) | Web: [www.wago.com](http://www.wago.com)

Do you have any questions about our products?  
We are always happy to take your call at +49 (571) 887-44222.



servicing. Take advantage of the pluggable version of our maintenance-free spring pressure connection technology too! Plan your installation with WINSTA® MIDI pluggable installation connectors with marking from WAGO.

- 
- pluggable installation connectors with protection against mismatching
- simple circuits
- with I coding for use in building automation (lighting control)
- exact dimensions
- quick replacement of defective units during ongoing operation

## Data

### Electrical data

#### Ratings per IEC/EN

Ratings per	IEC/EN 60664-1
Nominal voltage (III/3)	400 V
Rated impulse voltage (III/3)	6 kV
Rated current	25 A
Legend (ratings)	(III / 3) ≙ Overvoltage category III / Pollution degree 3

#### Ratings per UL 1977

Note for the US market	Some versions may also be used for current interruption in accordance with the UL certificate in select applications with currents below 16 A and voltages up to 600 V. For further information, please contact your local sales office.
Rated voltage (UL 1977)	600 V
Rated current UL 1977	23 A

### General

Note on contact resistance	approx. 1 mΩ of contact resistance approx. 0.25 mΩ contact transition plug/socket
----------------------------	--

### Connection data

Connection points	10
Total number of potentials	5

Subject to changes. Please also observe the further product documentation!



## Connection 1

Connection technology	Push-in CAGE CLAMP®
Actuation type	Operating tool Push-in
Nominal cross-section	4 mm <sup>2</sup> / 12 AWG
Solid conductor	0.5 ... 4 mm <sup>2</sup> / 20 ... 12 AWG
Solid conductor; push-in termination	1.5 ... 4 mm <sup>2</sup> / 16 ... 12 AWG
Stranded conductor	0.5 ... 2.5 mm <sup>2</sup> / 20 ... 14 AWG
Fine-stranded conductor	0.5 ... 4 mm <sup>2</sup> / 20 ... 12 AWG
Fine-stranded conductor; with insulated ferrule	0.25 ... 1.5 mm <sup>2</sup> / 20 ... 16 AWG
Fine-stranded conductor; with uninsulated ferrule	0.25 ... 2.5 mm <sup>2</sup> / 20 ... 14 AWG
Fine-stranded conductor; with ferrule; push-in termination	1.5 mm <sup>2</sup> / 16 AWG
Strip length	9 mm / 0.35 inches
Pole number	5
Conductor entry direction to mating direction	0°

## Physical data

Pin spacing	10 mm / 0.394 inches
Width	50 mm / 1.969 inches
Height	12.9 mm / 0.508 inches
Depth	37.5 mm / 1.476 inches

## Mechanical Data

Application	DALI, Lighting Management
Coding	I
Variable coding	No
Marking	N $\frac{1}{2}$ L DA- DA+
Potential marking	N $\frac{1}{2}$ L DA- DA+
Mating force of a plug-in connection	approx. 20 ... 70 N (depending on pole number)
Retention force of a plug-in connection	Locked: > 80 N
Unmating force of a plug-in connection	Unlocked: approx. 20 ... 70 N (depending on pole number)
Number of mating cycles	200, without resistive load
Protection type	IP20; When mated and secured with a strain relief housing: IP2xC (These compact connectors are not designed for use in open, easily accessible areas!)

Subject to changes. Please also observe the further product documentation!

WAGO GmbH & Co. KG  
 Hansastr. 27  
 32423 Minden  
 Phone: +49571 887-0 | Fax: +49571 887-169  
 Email: [info.de@wago.com](mailto:info.de@wago.com) | Web: [www.wago.com](http://www.wago.com)

Do you have any questions about our products?  
 We are always happy to take your call at +49 (571) 887-44222.



## Plug-in connection

Contact type (pluggable connector)	Female connector/socket
Connector (connection type)	for conductor
Mismating protection	Yes
Note on mismating protection	All <i>WINSTA</i> <sup>®</sup> components are 100% protected against mismating when: a.) plugging different numbers of poles b.) plugging while rotated 180 c.) plugging while laterally staggered d.) plugging one pole
Locking lever	Can be retrofitted
Locking of plug-in connection	locking lever
Note on locking system	All connectors for mounted installations (snap-in versions for lighting fixtures or devices, all types of PCB and distribution connectors) are factory-equipped with locking levers to ensure plugs and sockets are securely locked. Additional locking levers are only required for flying leads (plug/socket).

## Material Data

Note (material data)	Information on material specifications can be found here
Color	blue
Cover color	gray
Material group	I
Insulation material	Polyamide (PA66)
Flammability class per UL94	V0
Clamping spring material	Chrome-nickel spring steel (CrNi)
Contact material	Copper or copper alloy; surface-treated
Contact plating	Tin
Fire load	0.392 MJ
Weight	15.4 g

## Environmental requirements

Processing temperature	-5 ... +40 °C
Continuous operating temperature	-35 ... +85 °C
Note on continuous operating temperature	Insulating parts for temperatures ≤ 105 °C

Subject to changes. Please also observe the further product documentation!

WAGO GmbH & Co. KG  
Hansastr. 27  
32423 Minden  
Phone: +49571 887-0 | Fax: +49571 887-169  
Email: [info.de@wago.com](mailto:info.de@wago.com) | Web: [www.wago.com](http://www.wago.com)

Do you have any questions about our products?  
We are always happy to take your call at +49 (571) 887-44222.

## Commercial data




eCl@ss 10.0	27-44-06-05
eCl@ss 9.0	27-44-06-05
ETIM 8.0	EC002560
ETIM 7.0	EC002560
PU (SPU)	50 pcs
Packaging type	box
Country of origin	DE
GTIN	4044918252706
Customs tariff number	85366990990

## Environmental Product Compliance

RoHS Compliance Status	Compliant, No Exemption
------------------------	-------------------------

## Approvals / Certificates

### General approvals

Logo	Approval	Additional Approval Text	Certificate name
	CCA DEKRA Certification B.V.	EN 61535	71-123228
	CCA DEKRA Certification B.V.	IEC 61535	NL -84761
	cURus Underwriters Laboratories Inc.	UL 1977	E45171
	VDE VDE Prüf- und Zertifizierungsinstitut	EN 61535	40029808

### Declarations of conformity and manufacturer's declarations

Logo	Approval	Additional Approval Text	Certificate name
	EU-Declaration of Conformity WAGO GmbH & Co. KG	-	-




Subject to changes. Please also observe the further product documentation!

WAGO GmbH & Co. KG  
 Hansastr. 27  
 32423 Minden  
 Phone: +49571 887-0 | Fax: +49571 887-169  
 Email: [info.de@wago.com](mailto:info.de@wago.com) | Web: [www.wago.com](http://www.wago.com)

Do you have any questions about our products?  
 We are always happy to take your call at +49 (571) 887-44222.



## Approvals for marine applications

Logo	Approval	Additional Approval Text	Certificate name
	<b>ABS</b> American Bureau of Shipping	-	19- HG1868589- PDA
	<b>DNV GL</b> Det Norske Veritas, Germanischer Lloyd	-	TAE00001Z6
	<b>LR</b> Lloyds Register	IEC 61984	LR22429487TA

## Counterpart

	<b>Item no.770-1115</b> Plug; 5-pole; 4,00 mm <sup>2</sup> ; blue	<a href="http://www.wago.com/770-1115">www.wago.com/770-1115</a>
	<b>Item no.770-1115/022-000</b> Plug; with strain relief housing; 5-pole; Cod. I; 4,00 mm <sup>2</sup> ; blue	<a href="http://www.wago.com/770-1115/022-000">www.wago.com/770-1115/022-000</a>
	<b>Item no.770-1947</b> 5-way distribution connector; 5-pole; Cod. I; 1 input; 5 outputs	<a href="http://www.wago.com/770-1947">www.wago.com/770-1947</a>
	<b>Item no.770-2115</b> Snap-in plug; 5-pole; Cod. I; 4,00 mm <sup>2</sup> ; blue	<a href="http://www.wago.com/770-2115">www.wago.com/770-2115</a>
	<b>Item no.770-2115/007-000</b> Snap-in plug; with direct ground contact; 5-pole; Cod. I; 4,00 mm <sup>2</sup> ; blue	<a href="http://www.wago.com/770-2115/007-000">www.wago.com/770-2115/007-000</a>
	<b>Item no.770-3115</b> Plug for PCBs; straight; 5-pole; Cod. I; blue	<a href="http://www.wago.com/770-3115">www.wago.com/770-3115</a>
	<b>Item no.770-3115/011-000</b> Plug for PCBs; angled; 5-pole; Cod. I; blue	<a href="http://www.wago.com/770-3115/011-000">www.wago.com/770-3115/011-000</a>

Subject to changes. Please also observe the further product documentation!



**Item no. 770-617**  
T-distribution connector; 5-pole; Cod. I; 1 input; 2 outputs; 2 locking levers; blue

[www.wago.com/770-617](http://www.wago.com/770-617)



**Item no. 770-618**  
3-way distribution connector; 5-pole; Cod. I; 1 input; 3 outputs; blue

[www.wago.com/770-618](http://www.wago.com/770-618)



**Item no. 770-620**  
T-distribution connector; 5-pole; Cod. I; 1 input; 2 outputs; 3 locking levers; for flying leads; blue

[www.wago.com/770-620](http://www.wago.com/770-620)



**Item no. 770-7105**  
Linect® T-connector; 5-pole; Cod. I; 1 input; 2 outputs; blue

[www.wago.com/770-7105](http://www.wago.com/770-7105)



**Item no. 770-992**  
h-distribution connector; 5-pole; Cod. I; 1 input; 2 outputs; outputs on both sides; 2 locking levers; blue

[www.wago.com/770-992](http://www.wago.com/770-992)



**Item no. 770-993**  
h-distribution connector; 5-pole; Cod. I; 1 input; 2 outputs; outputs on both sides; 3 locking levers; for flying leads; blue

[www.wago.com/770-993](http://www.wago.com/770-993)



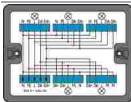
**Item no. 771-9985/006-101**  
pre-assembled interconnecting cable; Eca; Socket/plug; 5-pole; Cod. I; H05VV-F 5G 1.5 mm<sup>2</sup>; 1 m; 1,50 mm<sup>2</sup>; blue

[www.wago.com/771-9985/006-101](http://www.wago.com/771-9985/006-101)



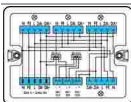
**Item no. 771-9985/206-101**  
pre-assembled connecting cable; Eca; Plug/open-ended; 5-pole; Cod. I; H05VV-F 5G 1.5 mm<sup>2</sup>; 1 m; 1,50 mm<sup>2</sup>; blue

[www.wago.com/771-9985/206-101](http://www.wago.com/771-9985/206-101)



**Item no. 899-631/313-000**  
Distribution box; DALI; 1 input; 5 outputs; Cod. I; MIDI; black

[www.wago.com/899-631/313-000](http://www.wago.com/899-631/313-000)



**Item no. 899-681/146-000**  
Distribution box; 230 V + DALI; 1 input; 7 outputs; Cod. I; MINI, MIDI

[www.wago.com/899-681/146-000](http://www.wago.com/899-681/146-000)

## Required accessories

### Locking levers

Locking system



**Item no.: 770-121**  
Locking lever; for flying leads; for manual operation; white

[www.wago.com/770-121](http://www.wago.com/770-121)

Subject to changes. Please also observe the further product documentation!



**Item no.: 770-131**

Locking lever; for flying leads; for tool operation; white

[www.wago.com/770-131](http://www.wago.com/770-131)



**Item no.: 770-101**

Locking lever; for flying leads; for manual operation; black

[www.wago.com/770-101](http://www.wago.com/770-101)



**Item no.: 770-111**

Locking lever; for flying leads; for tool operation; black

[www.wago.com/770-111](http://www.wago.com/770-111)

## Strain relief

### Strain relief housing



**Item no.: 770-505/021-000**

Strain relief housing; 5-pole; for 1 cable; 11.5 ... 16.5 mm; 71 mm; black

[www.wago.com/770-505/021-000](http://www.wago.com/770-505/021-000)



**Item no.: 770-505/023-000**

Strain relief housing; 5-pole; for 2 cables; 5.0 ... 9.0 mm; 55 mm; black

[www.wago.com/770-505/023-000](http://www.wago.com/770-505/023-000)



**Item no.: 770-505**

Strain relief housing; 5-pole; for 2 cables; 9.0 ... 13.0 mm; 55 mm; black

[www.wago.com/770-505](http://www.wago.com/770-505)



**Item no.: 770-515**

Strain relief housing; 5-pole; for 2 cables; 9.0 ... 13.0 mm; 55 mm; white

[www.wago.com/770-515](http://www.wago.com/770-515)



**Item no.: 770-515/023-000**

Strain relief housing; 5-pole; for 2 cables; 5.0 ... 9.0 mm; 55 mm; white

[www.wago.com/770-515/023-000](http://www.wago.com/770-515/023-000)



**Item no.: 770-515/021-000**

Strain relief housing; 5-pole; for 1 cable; 11.5 ... 16.5 mm; 71 mm; white

[www.wago.com/770-515/021-000](http://www.wago.com/770-515/021-000)

## Optional accessories

### Mounting

#### Snap-in frame



**Item no.: 770-320**

Snap-in frame; 5-pole; 1.0 ... 3.0 mm; black

[www.wago.com/770-320](http://www.wago.com/770-320)

Subject to changes. Please also observe the further product documentation!

WAGO GmbH & Co. KG

Hansastr. 27

32423 Minden

Phone: +49571 887-0 | Fax: +49571 887-169

Email: [info.de@wago.com](mailto:info.de@wago.com) | Web: [www.wago.com](http://www.wago.com)

Do you have any questions about our products?

We are always happy to take your call at +49 (571) 887-44222.





Item no.: 770-321

Snap-in frame; 5-pole; 0.5 ... 2.0 mm; black

[www.wago.com/770-321](http://www.wago.com/770-321)



Item no.: 770-340

Snap-in frame; 5-pole; 1.0 ... 3.0 mm; white

[www.wago.com/770-340](http://www.wago.com/770-340)



Item no.: 770-341

Snap-in frame; 5-pole; 0.5 ... 2.0 mm; white

[www.wago.com/770-341](http://www.wago.com/770-341)

## Cover

### Cover



Item no.: 770-201

Lockout cap; 12-pole, separable; for sockets; Plastic; black

[www.wago.com/770-201](http://www.wago.com/770-201)



Item no.: 770-221

Lockout cap; 12-pole, separable; for sockets; Plastic; white

[www.wago.com/770-221](http://www.wago.com/770-221)



Item no.: 897-2005

Protective cap; Type4; for sockets and plugs; PVC; red

[www.wago.com/897-2005](http://www.wago.com/897-2005)

## Marking accessories

### Marker



Item no.: 770-450/000-002

Marker card; Plastic; yellow

[www.wago.com/770-450/000-002](http://www.wago.com/770-450/000-002)



Item no.: 770-450/000-001

Marker card; Plastic; green

[www.wago.com/770-450/000-001](http://www.wago.com/770-450/000-001)



Item no.: 770-450/000-005

Marker card; Plastic; red

[www.wago.com/770-450/000-005](http://www.wago.com/770-450/000-005)



Item no.: 770-450

Marker card; Plastic; white

[www.wago.com/770-450](http://www.wago.com/770-450)

Subject to changes. Please also observe the further product documentation!

WAGO GmbH & Co. KG

Hansastr. 27

32423 Minden

Phone: +49571 887-0 | Fax: +49571 887-169

Email: [info.de@wago.com](mailto:info.de@wago.com) | Web: [www.wago.com](http://www.wago.com)

Do you have any questions about our products?

We are always happy to take your call at +49 (571) 887-44222.



**Item no.: 770-450/000-006**  
Marker card; Plastic; blue

[www.wago.com/770-450/000-006](http://www.wago.com/770-450/000-006)



**Item no.: 770-450/000-012**  
Marker card; Plastic; orange

[www.wago.com/770-450/000-012](http://www.wago.com/770-450/000-012)

## Tool

### Wiring aid



**Item no.: 770-100**  
Wiring aid; 2- to 5-pole; Plastic; orange

[www.wago.com/770-100](http://www.wago.com/770-100)

### Operating tool



**Item no.: 210-719**  
Operating tool; Blade: 2.5 x 0.4 mm; with a partially insulated shaft

[www.wago.com/210-719](http://www.wago.com/210-719)

## Downloads

### Documentation

#### Bid Text

770-1105 X81 - Datei	2019 Feb 19	xml 3.0 kB	Download
770-1105 doc - Datei	2015 Jun 8	doc 24.1 kB	Download
ausschreiben.de 770-1105		URL	Download

### CAD/CAE-Data

#### CAD data

2D/3D Models 770-1105		URL	Download
-----------------------	--	-----	----------

#### CAE data

EPLAN Data Portal 770-1105		URL	Download
----------------------------	--	-----	----------

WSCAD Universe 770-1105		URL	Download
-------------------------	--	-----	----------

Subject to changes. Please also observe the further product documentation!

---

ZUKEN Portal 770-1105

URL

Download

---

## Environmental Product Compliance

### Compliance Search

Environmental Product Compliance 770-1105

URL

Download


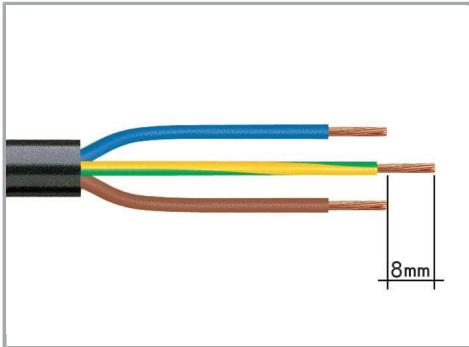
---

Socket; 5-pole; Cod. I; 4,00 mm<sup>2</sup>; blue

---

## Installation Notes

### Conductor termination



1. Strip length, outer insulation = 35 mm (2-pole), 55 mm (3- to 5-pole)

2. Strip length = 9 mm

3. Extended ground conductor = 8 mm

To terminate fine-stranded conductors, open the clamping unit via screwdriver (2.5 mm blade width) and insert a stripped conductor until it hits the backstop.

Subject to changes. Please also observe the further product documentation!

---

WAGO GmbH & Co. KG

Hansastr. 27


32423 Minden

Phone: +49571 887-0 | Fax: +49571 887-169


Email: [info.de@wago.com](mailto:info.de@wago.com) | Web: [www.wago.com](http://www.wago.com)

Do you have any questions about our products?

We are always happy to take your call at +49 (571) 887-44222.




Insert the stripped solid conductor until it hits the backstop.



To terminate fine-stranded conductors, open the clamping unit via screwdriver (2.5 mm blade width) and insert a stripped conductor until it hits the backstop.


#### Conductor removal




To remove the conductor, actuate the clamp via screwdriver (2.5 mm blade width) and pull out the conductor.

#### Installation


Subject to changes. Please also observe the further product documentation!



We recommend pulling the pre-latched strain relief housing over the cable prior to termination. However, the strain relief can be mounted at a later time as well.



Latch the strain relief housing onto the plug /socket. Note the "TOP" inscription.



Prepare strain relief housing by snapping together upper and bottom part.



Tighten strain relief screw with screwdriver (2.5 mm blade width).

## Product family

**WINSTA® MIDI**

[Show all products from the family](#)

Subject to changes. Please also observe the further product documentation!